



Meeting Notice and Agenda

for the

General Meeting of the Council

to be held in the

Council Chambers, 118 Victoria Street, St George

on

Thursday 16th May 2019

Commencing at 9:00am

Table of Contents

| | |
|---|-----|
| ORDER OF PROCEEDINGS | 2 |
| (FCS) FINANCE AND CORPORATE SERVICES | 3 |
| (IFS) INFRASTRUCTURE SERVICES | 82 |
| (CES) COMMUNITY & ENVIRONMENTAL SERVICES | 101 |
| CONFIDENTIAL ITEMS..... | 133 |
| (CFCS) FINANCE AND CORPORATE SERVICES | 133 |
| INFORMATION REPORTS..... | 134 |
| (ICEO) CHIEF EXECUTIVE OFFICER | 134 |
| (IFCS) FINANCE AND CORPORATE SERVICES | 208 |
| (IIFS) INFRASTRUCTURE SERVICES | 261 |
| (ICES) COMMUNITY & ENVIRONMENTAL SERVICES | 272 |

ORDER OF PROCEEDINGS

1. **Opening**
2. **Council Prayer**
3. **Attendance**

Expected attendance of this meeting is as follows:

| Councillors | | Staff/Consultants | |
|---------------------|---------------|--|----------------------|
| Cr RW Marsh (Mayor) | -Full Meeting | Mr Matthew Magin (Chief Executive Officer) | -Whole Meeting |
| Cr RG Fuhrmeister | -Full Meeting | Mrs Michelle Clarke (Director Finance & Corporate Services) | -Whole Meeting |
| Cr FM Gaske | -Full Meeting | Mr Andrew Boardman (Director Infrastructure Services) | -As required for IFS |
| Cr SC O'Toole | -Full Meeting | Dr Digby Whyte (Director Community & Environmental Services) | -As required for CES |
| Cr RI Paul | -Full Meeting | | |
| Cr SS Scriven | -Full Meeting | | |
| Cr ID Todd | -Full Meeting | | |

4. **Leave of Absence**
5. (COM) Confirmation of Minutes of the **General Meeting held on 18 April, 2019.**
(COM) Confirmation of Minutes of the **Special Meeting held on 9 May, 2019.** Confirmation of Minutes
6. **Declaration of Conflicts of Interest**
7. **Deputations**
Nil
8. **Councillor Reports**
9. **Meeting Business by Corporate Function**
Chief Executive Officer
Finance & Corporate Services
Infrastructure Services
Community & Environmental Services
10. **Confidential Items**
Chief Executive Officer
Finance & Corporate Services
Infrastructure Services
Community & Environmental Services
11. **General Business**
12. **Information Reports**
Chief Executive Officer
Finance & Corporate Services
Infrastructure Services
Community & Environmental Services

(FCS) FINANCE AND CORPORATE SERVICES

| ITEM | TITLE | EXECUTIVE SUMMARY | PAGE |
|-------------|---|---|-------------|
| FCS1 | <u>COUNCILLOR EXPENSES REIMBURSEMENT POLICY</u> | Councillor Expenses Reimbursement Policy | 4 |
| FCS2 | <u>SUNDRY DEBT RECOVERY POLICY</u> | Sundry Debt Recovery Policy | 12 |
| FCS3 | <u>SPENDING ON ADVERTISING POLICY</u> | Spending on Advertising Policy | 18 |
| FCS4 | <u>STRATEGIC RISK MANAGEMENT AND RISK APPETITE STATEMENT</u> | Strategic Risk Management and Risk Appetite Statement | 22 |
| FCS5 | <u>FEES & CHARGES SCHEDULE 2019/20</u> | Fees & Charges Schedule 2019/20 | 32 |
| FCS6 | <u>BUDGET REVIEW - APRIL 2019</u> | Budget Review – April 2019 | 52 |
| FCS7 | <u>MONTHLY FINANCE REPORT APRIL 2019</u> | Monthly Finance Report April 2019 | 71 |

OFFICER REPORT

TO: Council

SUBJECT: Councillor Expenses Reimbursement Policy

DATE: 01.05.19

AGENDA REF: FCS1

AUTHOR: Aishwarya Anand - Procurement Officer

Executive Summary

Councillor Expenses Reimbursement Policy

Background

The Local Government Act 2009 and the Remuneration and Discipline Tribunal states, that Councillors' are to be reimbursed their out of pocket expenses, when undertaking their Council responsibilities. The Council is required to adopt a policy for the provision of facilities and reimbursement of expenses that are consistent with the local government principles.

Link to Corporate Plan

| Key Foundation Area | Key Program Area |
|---------------------|--|
| <u>Governance</u> | High levels of accountability and compliance |

Consultation (internal/external)

-Chief Executive Officer

Legal Implications

Local Government Act 2009 and Local Government Regulation 2012

Policy Implications

Councillors should not be financially burdened in discharging their responsibilities.

Financial and Resource Implications

The Policy provides guidance to Councillors for full reimbursement of expenses incurred by them while performing their duties and responsibilities. Councillors must not directly benefit or have any private interest for such reimbursement.

Attachments

1. Councillor Expenses Reimbursement Policy [↗](#)

Recommendation/s

That Council:

1. Rescind the 20 April 2017 version of its Councillor Expenses Reimbursement Policy; and
2. Adopt the revised Councillor Expenses Reimbursement Policy as Attached.

Michelle Clarke

Director Finance & Corporate Services

Councillor's Expenses Reimbursement Policy

1. POLICY STATEMENT

The Policy aims to ensure accountability and transparency in the reimbursement of expenses incurred by the Mayor and Councillors.

2. PRINCIPLES

The policy ensures that the council's reimbursement of expenses incurred by councillors is consistent with the Local Government principles and financial sustainability criteria as defined in the Local Government Act 2009.

Councillors should not be financially disadvantaged when carrying out their roles, and should be fairly and reasonably compensated in accordance with statutory requirements and community expectations.

Councillors should not receive a private benefit through their role as a Councillor and as such this policy provides for actual reimbursement of legitimate expenses and full disclosure through appropriate accountability requirements.

3. SCOPE

The policy applies to all Councillors for the reimbursement of expenses incurred, or to be incurred, by them in undertaking their responsibilities. This policy does not provide for salaries or other forms of Councillor Remuneration. Councillor Remuneration is determined annually by the Local Government Remuneration and Discipline Tribunal.

4. RESPONSIBILITY

The Chief Executive Officer is responsible for ensuring the policy is understood and adhered to by all Councillors and relevant employees.

5. DEFINITIONS

Council business – means the official business of a Councillor as generally described in Chapter 2, Part 1 of the Local Government Act, 2009. Council business should result in a benefit being achieved either for the local government and/or the local government area. {** Participating in a community group event or being a representative on a board not associated with Council is not regarded as Council Business.}

Councillors – shall mean the Mayor and Councillors unless otherwise stated.

Expense – shall mean payments made by Council to reimburse Councillors for their reasonable expenses incurred or to be incurred when discharging their duties as Councillors. These payments are not regarded as remuneration. The expenses may be either reimbursed to Councillors or paid direct by Council for something that is deemed a necessary cost or charge when on Council business.

Facility – shall mean the 'tools of trade' provided by Council, required to enable Councillors to perform their duties with relative ease and at a standard appropriate to fulfil their professional role for the community.

Hospitality – expense is defined in Council's Entertainment and Hospitality Expenditure Policy as reasonable costs associated with entertaining visitors (where Council has an interest in, or a specific obligation towards, facilitating the visit).

Councillor's Expenses Reimbursement Policy

Professional Development – shall mean attendance by a Councillor at an event where the Councillor expects to develop further skills and knowledge relevant to their role as a Councillor.

Representation – shall mean attendance by a Councillor at various community and special interest representative group meetings and events, which are relevant to the role of Councillor.

Reasonable – shall mean the application of sound judgement and consideration of what is prudent, responsible and acceptable to the community when determining levels of facilities and expenditure.

Training – any facilitated learning activity which is considered by Council to be a requirement for Councillors to discharge their duties and responsibilities as Councillors.

6. POLICY

6.1 REIMBURSEMENT OF EXPENSES

The Council will reimburse Councillors for expenses as set out in the policy. Any expenses not provided for by this policy may be reimbursed only with approval from the Chief Executive Officer. When considering an application for approval of any matter related to this policy, the Council or the Chief Executive Officer must have regard to any relevant principles as contained in the *Local Government Act 2009* and any applicable budget allocation.

6.1.1 Council business

The Council will reimburse expenses incurred in undertaking Council business which includes:

- Preparing, attending and participating in Council meetings, committee meetings, workshops, strategic briefings, deputations and inspections;
- Attending civic functions or civic events to perform official duties or as an official Council representative;
- Attending public/community meetings, presentation dinners and annual general meetings as an official Council representative.

6.1.2 Professional Development

The Council will reimburse expenses incurred for Council approved professional development incurred for:

- mandatory professional development; and
- discretionary professional development deemed beneficial for the Councillor's role.

6.1.3 Travel Expenses

The Council will reimburse local, interstate and overseas travel expenses (e.g. flights, car, accommodation, meals deemed necessary for undertaking Council business and approved professional development. Councillors are to travel via the most direct route, using the most economical and efficient mode of transport. The amount of the reimbursement will be the actual amount expended by the Councillor.

Note: Any fines incurred while travelling in Council owned vehicles, privately owned vehicles or rental vehicles when attending to Council business will be the responsibility of the Councillor incurring the fine.

6.1.4 Flight Bookings

All Councillor travel approved by Council will be booked and paid for by Council. Economy class is to be used where possible although Council may approve business class in certain circumstances. Airline tickets are not transferrable and can only be



Councillor's Expenses Reimbursement Policy

procured for the Councillor's travel on Council business. They cannot be used to offset other unapproved expenses (e.g. cost of partner accompanying the Councillor).

6.1.5 Travel transfer costs

Any travel transfer expenses associated with Councillors travelling for approved business will be reimbursed on production of original receipts. Example: trains, buses and ferry fares cab charge vouchers may also be used if approved by Council where Councillors are required to undertake duties relating to the business of Council.

6.1.6 Private vehicle Usage

Councillors may use their own vehicle with a mileage paid at the appropriate rate determined by the ATO¹ or alternatively councillors may request the use of an available council vehicle, or hire car if a council vehicle is not available. Councillors are to provide written notice when travelling for official council purposes and provide 12 hours written notice to book a council vehicle.

Council may reimburse expenses for private use of a councillor's own vehicle if the:

- Travel is in accordance with this policy
- Claim for mileage is substantiated with log book details
- Total travel claim does not exceed the cost of the same travel using economy flights plus the cost of taxi transfers.

If councillors are utilising their own vehicle they must have appropriate insurance as outlined at clause 7.2.

If however a council staff member is taking a council vehicle and the councillor still chooses to use their own vehicle, without prior approval, then the kilometre allowance will not be paid and the councillor is not covered under council's insurance arrangements."

Amount (cents per km) - 0.66c

6.1.7 Accommodation

All Councillor accommodation for Council business will be booked and paid for by Council. Where particular accommodation recommended by conference organisers, Council will take advantage of the package deal that is most economical and convenient to the event.

6.1.8 Meals

Councillors will be reimbursed for the actual cost of meals when:

- the Councillor incurs the cost personally;
- the meal was not provided within the registration costs of the approved activity/event/travel; and
- the Councillor can produce original documents sufficient to verify the actual meal cost.

The actual and reasonable costs allowed for meals are not to exceed the Public Service Domestic Travelling and Relieving Expenses Directive No 9-11 September 2011 equal to the allowance for overnight stay in Brisbane (or as updated).

Meal allowances shall be to the value below, however, the CEO may approve payment beyond these amounts in circumstances considered appropriate.

¹ ATO advise – separate rates based on the size of the engine are no longer available from 1 July 2015. Under the revised method, individuals use 66 cents per kilometre for all motor vehicles for the 2015-16 income year. The Commissioner of Taxation will determine the rate for future income years.



Councillor's Expenses Reimbursement Policy

- Breakfast \$23.65
- Lunch \$26.55
- Dinner \$45.60

If a Councillor cannot produce a receipt for a meal they have purchased then a statutory declaration must be completed to claim the reimbursement. No alcohol will be paid for by Council.

6.1.9 Incidental expenses

Up to \$20 per day may be paid to cover any incidental costs incurred by Councillors required to travel, and who are away from home overnight, for official Council business.

6.1.10 Car Parking Amenities

Council will reimburse councillors parking costs while attending official Council business, upon production of tax invoice.

NOTE: Any fines incurred while travelling in Council-owned vehicles, privately owned vehicles or rental vehicles when attending to Council business will be the responsibility of the Councillor incurring the fine.

6.2 PROVISION OF FACILITIES

6.2.1 Council vehicles

Councillors will have access to a suitable Council vehicle for Council business if required. A Councillor wishing to use a Council vehicle for Council business is to make the booking with the Finance & Corporate service staff at least 2 days prior to use, where possible.

6.2.2. Fuel Costs

All fuel used in a Council owned vehicle on official Council business will be provided or paid for by Council.

6.2.3 Computers, Mobile Phones and/or Tablets.

Council may allocate in a financial year provision for computers, wifi connection and mobile phones to enable Councillors to communicate effectively. Council may provide a Councillor with home office equipment including computer, internet access, if necessary.

6.2.4 Administration Tools

Administrative tools may be provided to Councillors (within budget constraints) as required to assist Councillors in their role.

- office space and meeting rooms
- computers
- mobile phones / reimbursement of call costs
- stationery
- access to photocopiers
- printers
- facsimile machines
- publications
- use of Council landline telephones and internet access in Council offices.



Councillor's Expenses Reimbursement Policy

Secretarial support may also be provided for the Mayor and Councillors.

Access to Council Office Amenities

Councillors will be issued with a security token to gain entry to the Administration Offices during ordinary business hours.

6.2.5 Maintenance costs of Council owned equipment

Council will be responsible for the ongoing maintenance and reasonable wear and tear costs of Council-owned equipment that is supplied to Councillors for official business use. This includes the replacement of any facilities which fall under Council's asset replacement program.

6.2.6 Name Badge/Safety equipment for Councillors

Councillors will be provided with:

- a name badge
- the necessary safety equipment for use on official business. e.g.: safety helmet/boots
- a polo shirt to wear at conferences/meetings outside the Shire.

7. INSURANCE COVER

- 7.1 Councillors will be covered under relevant Council insurance policies while on Council business. Specifically, insurance cover will be provided for public liability, professional indemnity, Councillors liability and personal accident, and domestic and overseas travel.

Council will pay the excess for injury claims made by a Councillor resulting from the conduct of official Council business and on any claim made under insurance cover.

Council will cover costs incurred through injury, investigation, hearings or legal proceedings into the conduct of a Councillor where arising out of, or in connection with the Councillor's performance of his/her Councillor functions. Where it has been found that the Councillor breached the provisions of the *Local Government Act 2009* or other legislation, the Councillor will reimburse Council all associated costs incurred by Council.

- 7.2 For all purposes of this policy, the use of a private motor vehicle for official purposes must be authorised by the council.

Before authorisations are given under this directive, the following conditions are to be met:

- the vehicle is to be covered by either a comprehensive motor vehicle insurance policy or a third party property damage insurance policy; and
- the councillor is to produce evidence that the insurance policy has been endorsed to indemnify the Balonne Shire Council against certain liabilities at law. This is a standard endorsement available on request from all insurance companies. The policy does not require the actual words 'Balonne Shire Council'; the word 'employer' will suffice.

Balonne Shire Council will refund any endorsement fees.



Councillor's Expenses Reimbursement Policy

8. LEGAL PARAMETERS

Local Government Regulation 2012

Local Government Act 2009

Income Tax Assessment Act 1997

9. ASSOCIATED DOCUMENTS

Entertainment and Hospitality Expenditure Policy

Councillor Code of Conduct

Reimbursement of Expenses Claim form

Document No. >> (Insert Magiq Doc ID ###) Version No.###
Authorised by >> Director Finance & Corporate Services

Initial Date of Adoption >> 20/04/2017
Latest Version Adopted: 16/05/2019
Next Review Date>> 20/04/2021

OFFICER REPORT

TO: Council

SUBJECT: Sundry Debt Recovery Policy

DATE: 06.05.19

AGENDA REF: FCS2

AUTHOR: Aishwarya Anand - Procurement Officer

Executive Summary

Sundry Debt Recovery Policy

Background

The Council last updated the Policy on 18th July 2014. The Sundry Debt Recovery Policy has recently been reviewed and updated in accordance with the Local Government Regulation 2012 and best practice. The Policy provides a uniformed approach in dealing with bad debts and consistency to help debtors meet their financial obligations.

Link to Corporate Plan

| Key Foundation Area | Key Program Area |
|---------------------|---|
| <u>Governance</u> | Financial management for long-term sustainability |

Consultation (internal/external)

-Chief Executive Officer
-Manager of Financial Services

Legal Implications

Local Government Regulation 2012

Policy Implications

The Policy provides for the fair and equitable recovery of debts in a timely manner.

Financial and Resource Implications

Failure to manage sundry debtors could lead to poor financial management. The Policy provides guidance to Council officers on the collection of debts owed to Council.

Attachments

1. Sundry Debtor Policy 16052019 [↓](#)

Recommendation/s

That Council:

1. Rescind the 18th July 2014 version of its Sundry Debt Recovery Policy; and
2. Adopt the revised Sundry Debt Recovery Policy as Attached.

Michelle Clarke

Director Finance & Corporate Services



Sundry Debt Recovery Policy

1. POLICY STATEMENT

To ensure the process of debt recovery is transparent, fair and equitable. The policy sets out the framework within which Council will operate to recover overdue Sundry Debt Accounts.

2. PRINCIPLES

The principles that will apply in the management and recovery of debt are:

- Council has a responsibility to recover monies owing to it in a timely and efficient manner to finance its operations and ensure effective cash flow management.
- Council will operate effective and efficient billing and debt collection processes.
- Council aims to minimise the amount of outstanding monies that it is owed.
- Council will recognise genuine financial hardship and treat people with respect and compassion in considering their circumstances.
- Council will treat all people fairly and consistently under this policy.
- Debtors are expected to take responsibility for their Council debt obligations and to organise their affairs in such a way as to be able to discharge these obligations when required.
- Council will not place an outstanding debtor with Council's debt collection agency without taking all reasonable steps to establish a payment arrangement or negotiate settlement of the outstanding debt.
- Once a final letter of demand is issued legal action will proceed and any settlement negotiations will be made on a "without prejudice" basis so that the legal right to collect the debt is not comprised.
- Council will make the processes used to recover outstanding debts clear, simple to administer and cost effective.

3. SCOPE

The policy applies to all sundry debts receivable by Council unless otherwise specified.

4. RESPONSIBILITY

Council has a responsibility to:

- Treat all customers in a fair and equitable way
- Deal with debt in a fair and equitable way
- Be accountable and transparent in their dealings with sundry debtors.
- Be cognisant of difficult circumstances which some debtors may experience.

Document No. >> (Insert Magiq Doc ID 74577) Version No. 1
Authorised by >> Director Finance & Corporate Services

Initial Date of Adoption >> 18/07/2014
Latest Version Adopted: 16/05/2019
Next Review Date>> 16/05/2021



Sundry Debt Recovery Policy

- Abide by legislation relating to credit and debt collection.

The Manager Finance Services will oversee the collection of sundry debtors.

5. DEFINITIONS

Debt – is the amount of money owed by debtor as a result of a transaction with Council.

Debtor – is an individual, organisation or other party that transacts with Council for the purchase and/or provision of goods or services from Council that result in a commitment to pay at a future time.

Financial Hardship – means a circumstance of experiencing a lack of financial means, which may be either ongoing or temporary, but does not include circumstances where a person chooses not to meet a liability for an unpaid debt.

Payment Arrangement – means where the debtor forwards a written proposal for alternative arrangements for payment of the debt to the terms on the invoice and Council provides written approval of the proposal.

Rates and Charges – has the same meaning as set out in the *Local Government Act 2009*.

Sundry Debt – means any debt due to Council other than rates and charges.

6. POLICY

6.1 Debt Management and Recovery Principles

The management and recovery of outstanding revenue is an important aspect of Council's financial management function.

If a debtor cannot discharge their sundry debt obligations on the due dates, the following will be applied:

- a) Interest charges are applied to outstanding invoices at the end of the month following the due date. Interest will accrue at the rate of 11% compounding daily. Interest shall be applied on all overdue Sundry Debts unless otherwise authorised by the Chief Executive Officer.
- b) All outstanding debts are referred to Council's Debt Recovery Agency for the issuing of Letter of Demand.
- c) Council shall proceed with legal recovery action against any Sundry Debtor with a debt over \$900.00 who has not satisfactorily responded to any Notices previously sent by issuing a Claim that will be served on the Sundry Debtor.
- d) For debts under \$900.00 that remain unpaid after the Letter of Demand has been forwarded to the Sundry Debtor, the Chief Executive Officer (or delegate) may exercise discretion as to whether to instigate recovery through a Minor Debt Claim and not provide any future goods or services to the Sundry Debtor.



Sundry Debt Recovery Policy

- e) Monthly debtor statements detailing all sundry debts due to Council shall be forwarded by postal or electronic means to debtors. The following debt collection practices will be applied to all sundry debts that are not subject to dispute which have been outstanding for 30 days:

| STAGE | TIMING | ACTION TYPE | AUTHORITY LEVEL |
|-------|---|---|--|
| 1. | 30 day Reminder Letter | Notice informing Debtor that their account is overdue and requires payment to avoid further action. | Manager Finance Services |
| 2. | 60 Day Reminder Letter | Notice advising the debt is overdue and urgent action is required. Further action may be initiated unless the debt is paid in full or an approved payment arrangement is entered. | Manager Finance Services |
| 3. | 90 Day Reminder Letter | Notice advising Debtor that legal action may be initiated unless the debt is paid in full or approved payment arrangement is entered within 14 days | Manager Finance Services and Chief Executive Officer |
| 4. | 14 days after the issue of the 90 Day Reminder Letter | Council shall proceed with legal recovery action against any Debtor who has not satisfactorily responded to any notices previously sent. | Manager Finance Services and Chief Executive Officer |

6.2 Payment Arrangements

An agreed payment arrangement will generally result in all sundry debts being paid in full within 26 weeks of the arrangement being made. Payment arrangements can be weekly, fortnightly or monthly. Council, through its Chief Executive Officer (or delegate) may exercise discretion to enter into payment arrangements that:-

- Single or ad hoc payments surrounding the sale of agricultural produce;
- Extend the period of the payments arrangement beyond 26 weeks (but not exceeding 12 months) in the circumstances of exceptional hardship.



Sundry Debt Recovery Policy

In the event that a payment commitment is not maintained within the agreed terms, recovery action will continue. Sundry debtors can request further arrangements, but a maximum of three (3) arrangements will be given before no further arrangements will be considered by Council.

6.3 Writing Off Bad Debts

The Chief Executive Officer has delegated authority to write-off amounts of up to \$10,000 per debtor as a bad debt.

The Director Finance & Corporate Services has delegated authority to write-off amounts of up to \$5,000 per debtor as a bad debt.

Bad debts of an amount greater than \$10,000 per debtor must only be written off by Council resolution.

7. LEGAL PARAMETERS

Local Government Regulation 2012

8. ASSOCIATED DOCUMENTS

Queensland Local Government Act 2009

Local Government Regulation 2012

Revenue Policy

Revenue Statement

OFFICER REPORT

TO: Council

SUBJECT: Spending on Advertising Policy

DATE: 06.05.19

AGENDA REF: FCS3

AUTHOR: Aishwarya Anand - Procurement Officer

Executive Summary

Spending on Advertising Policy

Background

Council must adopt an Advertising Spending Policy in accordance with the Local Government Act and Regulations. The policy clarifies that any information circulated for the public must be done in public interest for the promotion of goods and services provided by Council and not for political gain. The policy was adopted in 2017 and has now been revised and is presented for adoption by Council.

Link to Corporate Plan

| Key Foundation Area | Key Program Area |
|---------------------|---|
| <u>Governance</u> | Financial management for long-term sustainability |

Consultation (internal/external)

-Chief Executive Officer
-Directors

Legal Implications

Section 90A of the Local Government Act 2009 and Section 197 of the Local Government Regulation 2012

Policy Implications

The Council may make amendments from time to time to the Policy consistent with legislative requirements.

Financial and Resource Implications

The Policy provides guidance to Councillors and staff regarding appropriate publication of advertisements. Councillors and staff are to adhere to the legislative requirements regarding media and publication of advertisements for the benefit of the public and in the public's interest.

Attachments

1. Advertising Spending Policy 16052019 [↓](#)
-

Recommendation/s

That Council:

1. Rescind the 16 March 2017 version of its Advertising Spending Policy.
2. Adopt the revised Advertising Spending Policy as Attached, in accordance with Section 90A of the Local Government Act 2009 and Section 197 of the Local Government Regulation 2012.

Michelle Clarke

Director Finance & Corporate Services



Advertising Spending Policy

1. POLICY STATEMENT

This policy is to ensure that advertising is only used to advance the purpose of Council or to benefit the community. It should not be used to promote achievements or plans of a particular Councillor or groups of Councillors. In particular, advertising should not be used to influence electors during an election period.

2. PRINCIPLES

The Council will provide information by way of advertising which is beneficial to public and in public interest consistent with this policy and in promotion of the goods or services provided to the local government area.

3. SCOPE

The policy applies to all Council staff responsible for the procurement and placement of any paid advertisement or notice in any media which promotes an idea, goods or services provided for public and in compliance with Section 197 of the Local Government Regulation 2012 which governs advertising spending. It is also applicable to Councillors who may not utilise council funding to promote achievements or plans of particular Councillors or groups of Councillors – especially in the lead up to an election period.

4. RESPONSIBILITY

The policy is to be implemented by the Chief Executive Officer and Directors are responsible for the policy to be adhered to by its staff.

5. DEFINITIONS


Advertising under s. 197 of the *Local Government Regulation, 2012*. “Advertising is promoting, for the payment of a fee, an idea, goods or services to the public.”

Caretaker Period under s. 90A of the *Local Government Act, 2009* viz. (1) *The caretaker period for a local government is the period during an election for the local government that – a) starts on the day when public notice of the holding of the election is given under the Local Government Electoral Act, section 25(1) and b) ends at the conclusion of the election.* (2) *There is no caretaker period during a by-election or fresh election.*

6. POLICY

Document No. >> (Insert Magiq Doc ID 74575) Version No.1
Authorised by >> Director Finance & Corporate Services

Initial Date of Adoption >> 16/03/2017
Latest Version Adopted: 16/05/2019
Next Review Date>> 16/05/2021



Advertising Spending Policy

The Council will promote advertising for the benefit of the community and will not promote anything for any of its Councillors' personal or material gain. The allocated advertising expenditure must be reasonable, cost effective, within the budget allocation, for official purposes only and be able to withstand any public scrutiny.

6.1 Acceptable use of Council expenditure

- a) To better inform the public of any new or continuing services, programs, facilities and venues provided by Council.
- b) To advise the public of any change in the plans provided by Council.
- c) To increase the use of such venue or service provided by Council on a commercial basis with a view to profit.
- d) To change the behaviour of people in Council's areas for the benefit of all or some of the community or to achieve the objectives of Council.
- e) To advertise matters required by legislation to be advertised.
- f) To achieve the Council's plans, goals and activities.

7. LEGAL PARAMETERS

Local Government Act, 2009

Local Government Electoral Act, 2011

Local Government Regulation 2012

8. ASSOCIATED DOCUMENTS

Procurement Policy

Reimbursement of Expenses Policy

Councillor Facilities

OFFICER REPORT

TO: Council

SUBJECT: Strategic Risk Management and Risk Appetite Statement

DATE: 06.05.19

AGENDA REF: FCS4

AUTHOR: Michelle Clarke - Director Finance & Corporate Services

Executive Summary

Strategic Risk Management and Risk Appetite Statement

Background

Council engaged a risk management consultant to facilitate the identification and assessment of Council's strategic risks. A workshop was held with councillors and senior management resulting in the identification of 6 strategic risks:

- A. Not adequately engaging and assessing the impact of external and internal stakeholders on our community, viability and productive capacity.
- B. Not effectively managing the economic and social impact of natural disasters.
- C. Experiencing disruption to services, inefficiencies or breaches of our obligations due to system and infrastructure failures.
- D. Not achieving our vision and mission and delivering community services to meet current and future needs.
- E. Not having a supportive cultural environment to enable us to be the employer of choice.
- F. Not being financially sustainable to ensure current needs are met without compromising the ability to meet future needs.

The attached document shows the assessment of the strategic risks and links with Council's existing controls and further management action required to mitigate the risks.

The workshop with Councillors and senior management also resulted in the attached Risk Appetite Statement, presented to council for adoption. This will be incorporated into the Enterprise Risk Management Framework and provides guidance to staff on Council's appetite for risk and/or opportunity.

Link to Corporate Plan

| Key Foundation Area | Key Program Area |
|---------------------|--|
| <u>Governance</u> | High levels of accountability and compliance |

Consultation (internal/external)

Councillors

Legal Implications

The Strategic Risk Assessment and Risk Appetite statement provides a framework for Council's officers to identify and assess its operational risks. Council is required to take a strategic approach to identify potential opportunities while managing adverse risks in carrying out its operations and services.

Relevant sections of the Local Government Regulations 2012 include:

- Requirement to keep a written record of council's operational risks, to the extent they are relevant to financial management and the control measures adopted to manage the risk. (S164)
- Council's operational plan contributes to management of operational risks. (S175)
- Internal audit will base its internal audit plan on significant operational risks. (S207)

Policy Implications

The Enterprise Risk Management Framework adopted on 20 July 2018 will be reviewed as part of the consultancy and will incorporate the risk appetite statement.

Council should review its strategic risks and appetite statement at least annually and may amend at any time.

Financial and Resource Implications

The risk management consultancy was approved in the budget review Q2 at an estimate of \$18,000.

Attachments

1. Strategic Risks [↗](#)
2. Risk Appetite Statement [↗](#)

Recommendation/s

1. That the following strategic risks (and as set out in Attachment 1) be adopted by Council:
 - A. Not adequately engaging and assessing the impact of external and internal stakeholders on our community, viability and productive capacity.
 - B. Not effectively managing the economic and social impact of natural disasters.
 - C. Experiencing disruption to services, inefficiencies or breaches of our obligations due to system and infrastructure failures.
 - D. Not achieving our vision and mission and delivering community services to meet current and future needs.
 - E. Not having a supportive cultural environment to enable us to be the employer of choice.
 - F. Not being financially sustainable to ensure current needs are met without compromising the ability to meet future needs.
2. That the risk appetite statement shown in Attachment 2 be adopted by Council.

Michelle Clarke

Director Finance & Corporate Services

STRATEGIC RISK ASSESSMENT

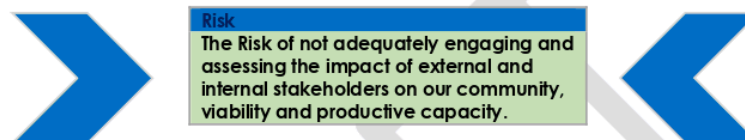


| | |
|--------------------|-----|
| RISK OWNER: | BSC |
| Risk No: | A |

| | |
|-----------------------|------------|
| Risk Category: | Reputation |
|-----------------------|------------|

| | |
|--------------|----------|
| Date: | May 2019 |
|--------------|----------|

| CAUSES |
|--|
| Community not aware of available services |
| Failure to engage in a contemporary or customised manner and new avenues of communications |
| Failure to understand stakeholder needs |
| Lack of inter-departmental co-operation/communication |
| Absence of a culture that promotes continuous improvement & communication |



| Risk |
|---|
| The Risk of not adequately engaging and assessing the impact of external and internal stakeholders on our community, viability and productive capacity. |

| POTENTIAL CONSEQUENCES |
|--|
| Failure to deliver key services |
| Damage to reputation |
| Failure to achieve strategic objectives |
| Perception that BSC is not acting as a Council responsive to community needs |

| INHERENT RISK | |
|----------------------|--------|
| CONSEQUENCE | Major |
| LIKELIHOOD | Likely |
| Inherent Risk Rating | High |

| RESIDUAL RISK | |
|----------------------|----------|
| CONSEQUENCE | Major |
| LIKELIHOOD | Unlikely |
| Inherent Risk Rating | Moderate |

| EXISTING CONTROLS |
|--|
| Op Plan 1.1 Engage with the community to contribute to Place-making and/or future community planning |
| Op Plan 1.6 Disaster Management liaison initiatives |
| Op Plan 2.1 Initiatives to build the Food and Fibers Leaders Profile |
| Op Plan 2.2 Proactively engage with industry stakeholders, key institutions, South West Regional Economic Development group and Government |
| Op Plan 2.7 Cross-regional partnerships |
| Op Plan 3.5 Strong partnerships with stakeholder groups and government |

| FURTHER MANAGEMENT ACTIONS |
|---|
| Continue to monitor key performance measures on a quarterly basis to assess the effectiveness of community engagement initiatives |
| Continuously improve the implementation of Council's Community Engagement Framework |

Document No. >> (Insert Magiq Doc ID ###) Version No.###
 Authorised by >> Director Finance & Corporate Services

Initial Date of Adoption >> 16/05/2019
 Latest Version Adopted: 16/05/2019
 Next Review Date>> 16/05/2021

STRATEGIC RISK ASSESSMENT



| | |
|--------------------|-----|
| RISK OWNER: | BSC |
| Risk No: | B |

| | |
|-----------------------|---------|
| Risk Category: | Climate |
|-----------------------|---------|

| | |
|--------------|----------|
| Date: | May 2019 |
|--------------|----------|

| CAUSES |
|--|
| Increased unusual and severe weather events |
| Inadequate planning for impact of events for the community and external stakeholders |
| Unclear planning and communication between stakeholders before and during a severe event |
| Ineligible to apply for additional funding from State and Commonwealth governments to restore impacts of natural disasters |



| INHERENT RISK | |
|----------------------|--------|
| CONSEQUENCE | Major |
| LIKELIHOOD | Likely |
| Inherent Risk Rating | High |

| RESIDUAL RISK | |
|----------------------|----------|
| CONSEQUENCE | Moderate |
| LIKELIHOOD | Likely |
| Inherent Risk Rating | Moderate |

| POTENTIAL CONSEQUENCES |
|---|
| Additional costs above budget forecast and result in difficulty in forward planning |
| Public safety may be at risk if severity of events causes unknown/unidentified damage to infrastructure that then fails |
| Decrease in revenue due to population decline and decrease in land values |
| Disruption or reduction in Council services |

| EXISTING CONTROLS |
|--|
| Op Plan 1.6 Disaster Management |
| Op Plan 3.1 Best practice waste management and recycling |
| Op Plan 3.2 Effective water planning |
| Op Plan 3.4 Investment and adoption of sustainable and renewable solutions |
| Op Plan 3.5 Strong partnerships with stakeholder groups and government |

| FURTHER MANAGEMENT ACTIONS |
|---|
| Continue to liaise with key stakeholders regarding improved disaster planning and readiness projects |
| Continue Council's annual communication strategy for locals and visitors to assist with readiness in case of a severe event |

Document No. >> (Insert Magiq Doc ID ###) Version No.###
 Authorised by >> Director Finance & Corporate Services

Initial Date of Adoption >> 16/05/2019
 Latest Version Adopted: 16/05/2019
 Next Review Date>> 16/05/2021

STRATEGIC RISK ASSESSMENT

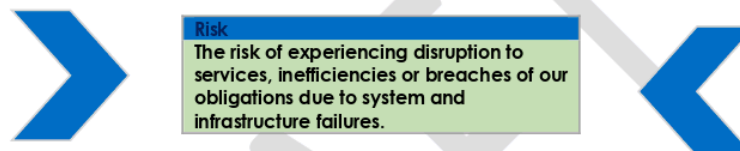


| | |
|--------------------|-----|
| RISK OWNER: | BSC |
| Risk No: | C |

| | |
|-----------------------|------------------------|
| Risk Category: | Information Technology |
|-----------------------|------------------------|

| | |
|--------------|----------|
| Date: | May 2019 |
|--------------|----------|

| CAUSES |
|---|
| Inadequate resourcing/capability to address and respond to system needs |
| Failure to invest in continuous improvement of processes and systems |
| Reliance on individual knowledge/system owners without adequate documentation |
| Inadequate investment in data sourcing and warehousing |
| Poor IT and security controls and absence of effective monitoring tools |



| INHERENT RISK | |
|----------------------|--------|
| CONSEQUENCE | Major |
| LIKELIHOOD | Likely |
| Inherent Risk Rating | High |

| RESIDUAL RISK | |
|----------------------|----------|
| CONSEQUENCE | Major |
| LIKELIHOOD | Unlikely |
| Inherent Risk Rating | Moderate |

| POTENTIAL CONSEQUENCES |
|---|
| Damage to reputation |
| Failure to comply with legal or regulatory requirements such as statutory reporting and information privacy |
| Disruption to services and loss or corruption of data |
| Impact on adequacy of systems in the long term if not managed effectively |
| Inefficient working practices |
| Release of personal/business information |

| EXISTING CONTROLS |
|---|
| Op Plan 4.6 Technology Investment for data-led change |
| Op Plan 5.3 Excellence in service delivery and project management |
| ICT Strategy |
| - Security Lifecycle Review and Server Backup |
| - Network Password Policy |
| - Acceptable Use Policy in place and communicated to council personnel. |
| - PCS User Permissions |
| - Fraud and Corruption Policy and Risk Assessment |

| FURTHER MANAGEMENT ACTIONS |
|---|
| Develop a business case for replacement of Council's Enterprise Business Management System |
| Ongoing education of Council personnel to reduce cyber risks |
| Continue to monitor and implement ICT Strategy within budgetary constraints |
| Management to report to audit and ICT Steering Committee on information protection for assessment |

Document No. >> (Insert Magiq Doc ID ###) Version No.###
 Authorised by >> Director Finance & Corporate Services

Initial Date of Adoption >> 16/05/2019
 Latest Version Adopted: 16/05/2019
 Next Review Date>> 16/05/2021

STRATEGIC RISK ASSESSMENT

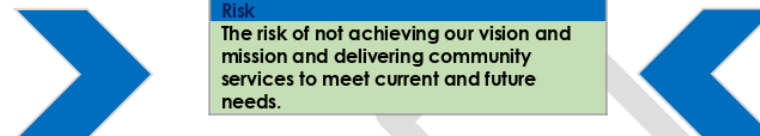


| | |
|--------------------|-----|
| RISK OWNER: | BSC |
| Risk No: | D |

| | |
|-----------------------|------------------------------------|
| Risk Category: | Community Service Asset Management |
|-----------------------|------------------------------------|

| | |
|--------------|----------|
| Date: | May 2019 |
|--------------|----------|

| CAUSES |
|--|
| Failure to plan, review and monitor progress of Council's Corporate Plan, Operational Plan and Strategic Plans |
| Failure to manage critical infrastructure |
| Failure to develop and improve asset management |
| Inability to fund delivery of community services and programs due to reduced revenue |
| Failure of council to understand constituents and stakeholders needs and expectations |



| INHERENT RISK | |
|----------------------|--------|
| CONSEQUENCE | Major |
| LIKELIHOOD | Likely |
| Inherent Risk Rating | High |

| RESIDUAL RISK | |
|----------------------|----------|
| CONSEQUENCE | Moderate |
| LIKELIHOOD | Unlikely |
| Inherent Risk Rating | Moderate |

| POTENTIAL CONSEQUENCES |
|---|
| Damage to Council's reputation |
| Increases costs to Council and the community |
| Misalignment of expectations resulting in dissatisfaction with quantity and quality of service |
| Failure to meet objectives and deliver on core strategies |
| Costs deferred for future generations |
| Poor communication within the organization, to identify roles and responsibilities for delivery of programs |

| EXISTING CONTROLS |
|--|
| Op Plan 1.1 Community spaces to connect, engage and learn |
| Op Plan 2.6 Tourism growth and development |
| Op Plan 3.2 Effective water planning |
| Op Plan 4.3 Protection and enhancement of water supply |
| Op Plan 5.3 Excellence in service delivery and project management |
| Op Plan 5.8 Effective investment programs and innovative finance approaches |
| Reporting on the progress of Council's Corporate plan, operational plan and budget (monthly, quarterly and annually) |

| FURTHER MANAGEMENT ACTIONS |
|--|
| Continuous improvement on financial reporting and key performance measures |
| Finalisation and implementation of asset management |

Document No. >> (Insert Magiq Doc ID ###) Version No.###
 Authorised by >> Director Finance & Corporate Services

Initial Date of Adoption >> 16/05/2019
 Latest Version Adopted: 16/05/2019
 Next Review Date>> 16/05/2021

STRATEGIC RISK ASSESSMENT

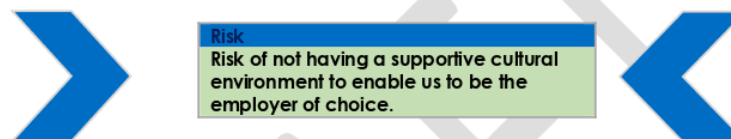


| | |
|--------------------|-----|
| RISK OWNER: | BSC |
| Risk No: | E |

| | |
|-----------------------|-----------------|
| Risk Category: | Human Resources |
|-----------------------|-----------------|

| | |
|--------------|----------|
| Date: | May 2019 |
|--------------|----------|

| CAUSES |
|---|
| Challenges in attracting and retaining skilled and qualified people |
| Deficiencies in the recruitment process |
| Ageing workforce with significant amount of corporate knowledge leaving over the next decade. |
| Misalignment of employee skills to meet service needs |
| Limited training and development opportunities |



| Risk |
|---|
| Risk of not having a supportive cultural environment to enable us to be the employer of choice. |

| POTENTIAL CONSEQUENCES |
|---|
| Poor workforce culture |
| Staff under strain as a result of inability to recruit sufficient numbers of appropriate employees for key services |
| Reduction in skills base |
| Potential for physical/mental injury to occur during work assignment |

| INHERENT RISK | |
|----------------------|----------|
| CONSEQUENCE | Major |
| LIKELIHOOD | Possible |
| Inherent Risk Rating | High |

| RESIDUAL RISK | |
|----------------------|----------|
| CONSEQUENCE | Moderate |
| LIKELIHOOD | Unlikely |
| Inherent Risk Rating | Moderate |

| EXISTING CONTROLS |
|---|
| Op Plan 5.7 Engaged employees in meaningful, productive work |
| Op Plan 5.6 Safe and healthy workplace environment |
| -Employee survey conducted every two years |
| -Established recruitment & selection processes and salary packaging options |
| -Exit interviews with employees |

| FURTHER MANAGEMENT ACTIONS |
|--|
| Develop succession plans for all personnel positions |
| Develop programs and incentives to attract and retain people |

Document No. >> (Insert Magiq Doc ID ###) Version No.###
 Authorised by >> Director Finance & Corporate Services

Initial Date of Adoption >> 16/05/2019
 Latest Version Adopted: 16/05/2019
 Next Review Date>> 16/05/2021

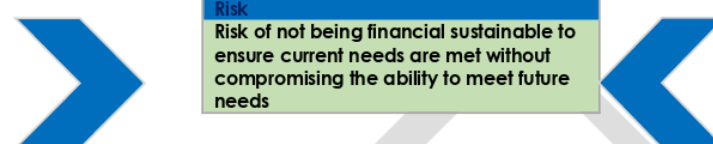
STRATEGIC RISK ASSESSMENT

| | |
|--------------------|-----|
| RISK OWNER: | BSC |
| Risk No: | F |

| | |
|-----------------------|------------------|
| Risk Category: | Financial Impact |
|-----------------------|------------------|

| | |
|--------------|----------|
| Date: | May 2019 |
|--------------|----------|

| CAUSES |
|---|
| Inaccurate financial forecasting due to uncertain economic conditions and political environment |
| Reduced funding from State and Commonwealth governments |
| Failure of key financial processes including inadequate treatment of depreciation |
| Limitation on Council's ability to increase rates revenue or failure to forecast revenue required |
| Inability to reverse population decline or add value to existing demographics |
| Loss of industry/business in the region |
| Inadequate oversight of capital and operational budgets |



| Risk |
|--|
| Risk of not being financial sustainable to ensure current needs are met without compromising the ability to meet future needs |

| POTENTIAL CONSEQUENCES |
|--|
| Inability to deliver Council services to agreed standards |
| Inability to maintain Council Assets to required standards |
| Increasing debt levels |
| Reputation damage |

| INHERENT RISK | |
|----------------------|---------------------|
| CONSEQUENCE | Catastrophic |
| LIKELIHOOD | Likely |
| Inherent Risk Rating | Extreme |

| RESIDUAL RISK | |
|----------------------|-----------------|
| CONSEQUENCE | Moderate |
| LIKELIHOOD | Unlikely |
| Inherent Risk Rating | Moderate |

| EXISTING CONTROLS |
|---|
| Op Plan 2.2 Investment attraction and partnerships |
| Op Plan 2.3 Value-add and diversification strategies |
| Op Plan 2.5 Business incubation and support |
| Op Plan 5.3 Excellence in service delivery and project management |
| Op Plan 5.4 High levels of accountability and compliance |
| Op Plan 5.5 Financial management for long-term sustainability |
| Op Plan 5.8 Effective investment programs and innovative finance approaches |

| FURTHER MANAGEMENT ACTIONS |
|--|
| Embed continuous improvement reviews to ensure efficiency and productivity |
| Explore opportunities for use of data analytics to assist with visibility in financial management |
| Finalise and implement asset management plans |
| Continue community engagement to determine community expectations and needs within financial means |

Document No. >> (Insert Magiq Doc ID ###) Version No.###
 Authorised by >> Director Finance & Corporate Services

Initial Date of Adoption >> 16/05/2019
 Latest Version Adopted: 16/05/2019
 Next Review Date>> 16/05/2021



RISK APPETITE STATEMENT

Risk appetite refers to the level of risk that the Councillors and Executive Management is prepared to accept to achieve the Balonne Shire Council's priorities of supporting connected, innovative communities, where economies are strong, and opportunities are abundant.

The Council focus is on:

Our Customers

Our customers are the centre of everything we do; we get things done with speed, conviction and agility.

Our People

We value teamwork and interdependence; we value each other and seek benefit from diverse people and perspectives.

Our Reputation

Our reputation is our most valuable asset; we act honestly and consistently in our behaviours, actions and decisions.

The Council's lowest appetite is for risks associated with:

- Wellbeing and safety of staff and the community
- poor standards of ethics, integrity and all aspects of security
- compliance with legislation and regulation.

The Council has a low appetite for risks that may negatively impact the delivery of a reasonable level of services to the community and reduce public confidence in the Council and its services.

The Council is willing to accept a higher level of risk where there is an opportunity to pursue innovative initiatives with benefits, such as innovative economic opportunities, outweighing the benefit of maintaining the status quo and that does not expose us to increased risks for which we have the lowest tolerance. This means that as far as reasonably practicable, the Council is not willing to accept or be exposed to risk that compromises our ability to meet our obligations in the areas where we have the lowest risk appetite.

Risk Tolerances for BSC

| | |
|--|--|
| <p>High Appetite for:</p> <p>Pursuing initiatives that provide the benefits of greater impacts from our programs, systems and processes, such as:</p> <ul style="list-style-type: none"> - increased business and jobs growth opportunities - enhanced collaboration between government, industry and businesses - improved regional participation and engagement - increased partnerships with key stakeholders | <p>Moderate Appetite for:</p> <ul style="list-style-type: none"> - developing new programs, systems and processes to increase growth and minimise cost - changes to operating models and methods to improve customer and stakeholder value where investments are likely to achieve positive outcomes - maximising productivity through intelligent failure and learning |
| <p>Low Appetite for:</p> <ul style="list-style-type: none"> - options that significantly diminish service performance - options that have a detrimental impact to our customers and stakeholders - poor investments or expenditure | <p>No appetite for:</p> <ul style="list-style-type: none"> - work health and safety breaches - security breaches of confidential and personal information - fraud and corruption - failing to disclose conflicts of interest - legislative breaches |



| | | | |
|---|---|--|---|
| Seek to engage with risk and innovation in the pursuit of potential benefits, where risks are fully understood and accepted | Prepared to pursue innovative options in a measured and considered way, where risks are fully understood and accepted | Prefer safer options so as to limit the Council to adverse risk exposure | Seek to avoid and limit exposure to risks where they impact on the areas of lowest appetite |
|---|---|--|---|

OFFICER REPORT

TO: Council

SUBJECT: Fees & Charges Schedule 2019/20

DATE: 06.05.19

AGENDA REF: FCS5

AUTHOR: Michelle Clarke - Director Finance & Corporate Services

Executive Summary

Fees & Charges Schedule 2019/20

Background

The Fees & Charges Schedule is attached for the financial year 2019/20 and provides an overall 2% increase for a majority of fees and charges. There are some new fees & charges to reflect the changes to council facilities now available for hire and an increase in the security deposit for the hire of council facilities.

In accordance with S97 of the Local Government Act 2009 Council may set Cost Recovery Fees and Charges for the provision of various activities that Council undertakes. Council also establishes Commercial Charges for services that may be provided by council and other private providers.

The fee schedule may be set or amended by resolution at any time. This schedule will take effect from 1 July 2019.

Link to Corporate Plan

| Function | Key Program Area |
|---|--|
| <u>Inclusive & Ethical Governance</u> | Financial Management: To ensure the long term viability of the Shire and provide accountability in financial management. |

Consultation (internal/external)

Councillors, Senior Leadership Group and relevant staff

Legal Implications

Section 97 of the Local Government Act, 2009 allows council to fix Cost Recovery Fees by resolution.

Council may also charge for a service or facility, other than a service or facility for which a cost recovery fee may be fixed under Section 262(3)(c) Local Government Act 2009.

Policy Implications

Revenue Policy and Revenue Statement

Financial and Resource Implications

Fees are charged to offset the cost of providing services. In a number of cases, fees will not cover the full cost of service provision. Fees and Charges represent approximately 1.2% of Councils operating revenue.

Attachments

1. Fees and Charges 2019_20_Final.pdf [↓](#)

Recommendation/s

That the Register of Cost Recovery Fees and Commercial Charges for the 2019/20 financial year be adopted in accordance with Section 97 and Section 262(3)(c) of the Local Government Act 2009.

Michelle Clarke

Director Finance & Corporate Services

| Description | GL SUB | Cost Recovery or Commercial Fee | Statutory Reference | 2018/19 | 2019/20 | |
|---|----------------|---------------------------------------|---|-----------------------------------|----------|--|
| ADMINISTRATION CHARGES | | | | | | |
| CORPORATE SERVICES | | | | | | |
| Binding (up to 100 pages) Binding / Folding pamphlets etc | 205-1351-0001- | Commercial | | \$16.50 per 15 minute block | \$20.00 | |
| Council Meeting Minutes - Annual Subscription per year | 205-1351-0001- | Cost Recovery | | \$122.00 | \$125.00 | |
| EMAIL | | | | | | |
| Scan & Email a non bound document | 205-1351-0001- | Commercial | | \$7.70 | \$7.85 | |
| FAXES | | | | | | |
| Faxes - 1st page | 205-1351-0001- | Commercial | | \$4.40 | \$4.50 | |
| Faxes (after 1st page) per page | 205-1351-0001- | Commercial | | \$2.20 | \$2.25 | |
| PHOTOCOPYING/PRINTING CHARGES | | | | | | |
| A4 – Single sided - Black and White - per copy (own paper) | 205-1351-0001- | Commercial | | \$0.45 | \$0.50 | |
| A4 – Single sided - Black and White - per copy (Council paper) | 205-1351-0001- | Commercial | | \$0.55 | \$0.60 | |
| A4 – Double sided - Black and White (own paper) | 205-1351-0001- | Commercial | | \$0.65 | \$0.70 | |
| A4 – Double sided - Black and White (Council paper) | 205-1351-0001- | Commercial | | \$0.75 | \$0.80 | |
| A4 – Coloured - Single Sided per copy (own paper) | 205-1351-0001- | Commercial | | \$1.05 | \$1.10 | |
| A4 – Coloured – Single Sided per copy (Council paper) | 205-1351-0001- | Commercial | | \$1.10 | \$1.15 | |
| A4 – Coloured – Double per copy (own paper) | 205-1351-0001- | Commercial | | \$1.65 | \$1.70 | |
| A4 – Coloured – Double Sided per copy (Council paper) | 205-1351-0001- | Commercial | | \$1.95 | \$2.00 | |
| A3 – Single sided - Black and White– (own paper) | 205-1351-0001- | Commercial | | \$0.55 | \$0.60 | |
| A3 – Single sided - Black and White– (Council paper) | 205-1351-0001- | Commercial | | \$0.65 | \$0.70 | |
| A3 – Double sided - Black and White– (own paper) | 205-1351-0001- | Commercial | | \$0.75 | \$0.80 | |
| A3 – Double sided - Black and White– (Council paper) | 205-1351-0001- | Commercial | | \$0.90 | \$0.95 | |
| A3– Coloured – Single sided (own paper) | 205-1351-0001- | Commercial | | \$1.65 | \$1.70 | |
| A3– Coloured – Single sided (Council paper) | 205-1351-0001- | Commercial | | \$1.95 | \$2.00 | |
| A3 – Coloured – Double sided (own paper) | 205-1351-0001- | Commercial | | \$2.20 | \$2.30 | |
| A3 – Coloured – Double sided (Council paper) | 205-1351-0001- | Commercial | | \$2.50 | \$2.55 | |
| COUNCIL HOUSING | | | | | | |
| Houses - St George, Dirranbandi, Bollon and Thallon | 510-1710- | Commercial | | CEO | CEO | |
| RIGHT TO INFORMATION | | | | | | |
| Right to Information Request (as per State Government Fee) | 205-1351-0001 | Cost Recovery | Right to Information Act 2009 and | As per RTI Regulation | | |
| RATE SEARCHES - See Section 3 for Planning & Development | | | | | | |
| Rate Search Comprehensive per property | 205-1300- | Cost Recovery | LGA - s.97(2) | \$165.00 | \$170.00 | |
| Rate Search - Urgent within 2 days | 205-1300- | Cost Recovery | LGA - s.97(2) | \$217.00 | \$220.00 | |
| AERODROMES | | | | | | |
| Commercial Usage | | | | | | |
| All commercial aircraft landing fees (per tonne) | | Commercial | | | \$9.50 | |

| | | | | | |
|--|-----------|---------------|--------------------------------------|------------|------------|
| Commercial Passenger (per person) | | Commercial | | | \$2.65 |
| Local non commercial users and private aircraft owners | | Commercial | | | \$0.00 |
| RFDS and emergency services | | Commercial | | | \$0.00 |
| All RFDS and emergency usage | | Commercial | | | \$0.00 |
| Issue of Aerodrome Security Identification Cards (ASIC's) - ATSA | 440-1308- | Cost Recovery | Aviation Transport Security Act 2004 | \$204.00 | \$210.00 |
| ANIMALS - See Section 1 | | | | | |
| BUILDING - See Section 3 | | | | | |
| CEMETERY | | | | | |
| Columbarium (Placement of Ashes) (includes Standard Plaque with 7 lines. Extra lines, emblems etc. at cost) per cell | 615-1306- | Commercial | | \$265.00 | \$270.00 |
| Columbarium Reservation (Non-refundable) per cell | 615-1306- | Commercial | | \$25.00 | \$25.50 |
| Digging grave through double headstone - 1.8 Metre Grave | 615-1306- | Commercial | | \$815.00 | \$830.00 |
| Digging grave through double headstone - 2.7 Metre Grave | 615-1306- | Commercial | | \$1,110.00 | \$1,130.00 |
| Grave Site Reservation (Headstones placed on reserved grave sites are to be easily dismantled and removable.) per site | 615-1306- | Commercial | | \$25.00 | \$25.50 |
| Exhumations (Mon-Fri) | 615-1306- | Commercial | | \$1,850.00 | \$1,880.00 |
| Exhumations (Sat, Sun or Stat Hol) | 615-1306- | Commercial | | \$2,470.00 | \$2,520.00 |
| CEMETERY - Headstone Area | | | | | |
| Headstone Areas 1.8 metre Grave - Mid Week (Includes the use of the lowering device, grass matting and purchase of a | 615-1306- | Commercial | | \$1,850.00 | \$1,880.00 |
| Headstone Areas 1.8 metre Grave - Friday/Saturday/Public Holiday (Includes the use of the lowering device, grass matting and purchase of a grave site.) | 615-1306- | Commercial | | \$2,200.00 | \$2,240.00 |
| Headstone Areas 2.7 metre Grave - Mid Week (Includes the use of the lowering device, grass matting and purchase of a | 615-1306- | Commercial | | \$1,960.00 | \$2,000.00 |
| Headstone Areas 2.7 metre Grave - Friday/Saturday/Public Holiday (Includes the use of the lowering device, grass matting and purchase of a grave site.) ** Note: Actual Funeral on Saturday/Sunday or Public Holiday with Grave being dug on Friday or last working day prior to funeral | 615-1306- | Commercial | | \$2,390.00 | \$2,430.00 |
| CEMETERY - Interment of Ashes | | | | | |
| Interment of Ashes (existing grave site) | 615-1306- | Commercial | | \$130.00 | \$135.00 |
| Interment of Ashes (new grave site) | 615-1306- | Commercial | | \$150.00 | \$155.00 |
| CEMETERY - Lawn Cemetery | | | | | |
| Lawn Cemetery Areas 1.8 metre Grave (St George and Thallon) - Mid Week - (Costs include Standard Plaques extra lines, emblems, detachable plates etc at cost. Includes the use of the lowering device, grass matting and purchase of a grave site.) | 615-1306- | Commercial | | \$1,960.00 | \$2,000.00 |
| Lawn Cemetery Areas 1.8 metre Grave (St George and Thallon) - Friday/Saturday/Public Holiday - Costs include Standard Plaques (extra lines, emblems, detachable plates etc at cost). Includes the use of the lowering device, grass matting and purchase of a grave site. | 615-1306- | Commercial | | \$2,330.00 | \$2,370.00 |
| Lawn Cemetery Areas 2.7 metre Grave (St George and Thallon) - Mid Week - (Costs include Standard Plaques extra lines, emblems, detachable plates etc at cost. Includes the use of the lowering device, grass matting and purchase of a grave site.) | 615-1306- | Commercial | | \$2,090.00 | \$2,130.00 |
| Lawn Cemetery Areas 2.7 metre Grave (St George and Thallon) - Friday/Saturday/Public Holiday - Costs include Standard Plaques (extra lines, emblems, detachable plates etc at cost). Includes the use of the lowering device, grass matting and purchase of a grave site. | 615-1306- | Commercial | | \$2,525.00 | \$2,575.00 |
| CEMETERY - Other | | | | | |
| Headstone Areas - Standard 381 X 216 Plaque - Extra lines, emblems, detachable plaques etc at cost. | 615-1306- | Commercial | | \$390.00 | \$395.00 |

| | | | | | |
|---|---------------|------------|--|----------|------------|
| Use of Mobile Shade Structure (Pop up) | 615-1306- | Commercial | | \$84.00 | \$85.00 |
| Hire of matting and lowering Devices (non BSC Cemetery) | 615-1306- | Commercial | | \$84.00 | \$85.00 |
| Vases | 615-1306- | Commercial | | \$84.00 | \$85.00 |
| ENVIRONMENTAL - See Section 2 | | | | | |
| FACILITY BOOKINGS - FOR ALL HALLS & SPORTING FACILITIES | | | | | |
| Minimum 2 WORKING DAYS NOTICE REQUIRED for all bookings and subject to availability, police notifications and/or liquor licensing requirements | | | | | |
| FEE WAIVER/CONCESSION APPLICATIONS | | | | | |
| Non-Profit / Charitable Organisation - Any application for special concession must be made in writing by the organisation concerned no less than four (4) weeks prior to any event in order to allow for consideration by Council. | 535-1305- | Commercial | | | |
| SECURITY DEPOSIT - APPLIES TO ALL FACILITY BOOKINGS | | | | | |
| For all council facilities a security deposit must be paid as set out below. Payment will be refunded following a satisfactory inspection of the facility and can now be made by credit card refund to the payee as well as EFT or cheque - please nominate your refund preference on the relevant facility booking form. Refunds will not be processed to anyone other than the organisation/individual that paid the original deposit. | | | | | |
| Security / Key Deposit -Not for profit/community groups without alcohol | | | | \$285.00 | \$300.00 |
| Security / Key Deposit -Not for profit/community groups with alcohol | | | | \$285.00 | \$500.00 |
| Security / Key Deposit - Organisations/Government/Individuals without alcohol | | | | \$285.00 | \$500.00 |
| Security / Key Deposit - Organisations/Government/Individuals with alcohol | 9901-5190- | Commercial | | \$285.00 | \$1,000.00 |
| Casual Hirers Public Liability Insurance (per day) - LGM QLD | 535-1305- | Commercial | | \$31.50 | \$32.00 |
| Cleaning Charge (per hour) | 535-1305- | Commercial | | \$126.00 | \$130.00 |
| BOLLON HALL | | | | | |
| Full-Day Function (over 6 hours) (Includes time taken for setup of facility on the day of hire (or day prior if the facility is available). Clean-up is required by 10am on the following day.) per day | 535-1305-0006 | Commercial | | \$105.00 | \$110.00 |
| Part-Day Function (per hour up to 6 hours) - Minimum Charge 2 hours | 535-1305-0006 | Commercial | | \$52.50 | \$55.00 |
| DIRRANBANDI CIVIC CENTRE HALL or SUPPER ROOM | | | | | |
| Full-Day Function (over 6 hours) (Includes time taken for setup of facility on the day of hire (or day prior if the facility is available). Clean-up is required by 10am on the following day.) per day | 535-1305-0004 | Commercial | | \$105.00 | \$110.00 |
| Part-Day Function (per hour up to 6 hours) - Minimum Charge 2 hours | 535-1305-0004 | Commercial | | \$52.50 | \$55.00 |
| DIRRANBANDI COURT SPORTS HALL | | | | | |
| Full-Day Function (over 6 hours) (Includes time taken for setup of facility on the day of hire (or day prior if the facility is available). Clean-up is required by 10am on the following day.) per day | | Commercial | | | \$110.00 |
| Part-Day Function (per hour up to 6 hours) - Minimum Charge 2 hours | | Commercial | | | \$55.00 |
| HEBEL HALL | | | | | |
| Full-Day Function (over 6 hours) (Includes time taken for setup of facility on the day of hire (or day prior if the facility is available). Clean-up is required by 10am on the following day.) per day | 535-1305-0005 | Commercial | | \$105.00 | \$110.00 |
| Part-Day Function (per hour up to 6 hours) - Minimum Charge 2 hours | 535-1305-0005 | Commercial | | \$52.50 | \$55.00 |
| ST GEORGE (Hall, Annexe, Old Library Building and/or Disaster Training room) | | | | | |
| Full-Day Function (over 6 hours) (Includes time taken for setup of facility on the day of hire (or day prior if the facility is available). Clean-up is required by 10am on the following day.) per day | 535-1305-0001 | Commercial | | \$105.00 | \$110.00 |

| | | | | | |
|---|---------------|------------|--|--|--|
| Part-Day Function (per hour up to 6 hours) - Minimum Charge 2 hours | 535-1305-0001 | Commercial | | \$52.50 | \$55.00 |
| THALLON HALL | | | | | |
| Full-Day Function (over 6 hours) (Includes time taken for setup of facility on the day of hire (or day prior if the facility is available). Clean-up is required by 10am on the following day.) per day | 535-1305-0002 | Commercial | | \$105.00 | \$110.00 |
| Part-Day Function (per hour up to 6 hours) - Minimum Charge 2 hours | 535-1305-0002 | Commercial | | \$52.50 | \$55.00 |
| CATERING / FURNITURE HIRE | | | | | |
| Crockery & Cutlery - Beer Jugs - Per Day Each | 535-1305- | Commercial | | \$2.90 | \$2.95 |
| Crockery & Cutlery - Bread and Butter Plates, Cups and Saucers, Teapots, Sweet Dishes, Dessertspoons, Forks Large, Forks Small, Knives Large, Knives Small, Tablespoons, Teaspoons - Per Item Per Day Each | 535-1305- | Commercial | | \$0.25 | \$0.25 |
| Crockery & Cutlery - Any item above - Per Day Per Dozen | 535-1305- | Commercial | | \$2.30 | \$2.35 |
| Crockery & Cutlery - Jugs (Milk), Salad Bowls, Salt and Pepper Shakers, Sugar Basins - Per Day Each | 535-1305- | Commercial | | \$0.30 | \$0.30 |
| Crockery & Cutlery - Minimum Hire Charge | 535-1305- | Commercial | | \$18.00 | \$18.50 |
| Furniture Hire - Plastic Chairs per day each | 535-1305- | Commercial | | \$1.20 | \$1.25 |
| Furniture Hire - Portable Stage (all or part) | 535-1305- | Commercial | | \$40.00 | \$41.00 |
| Furniture Hire - Tables per day each | 535-1305- | Commercial | | \$5.50 | \$5.60 |
| Hire of Movie Projector COUNCIL WILL NO LONGER HIRE THIS FACILITY | | | | | N/A |
| Lecturn | 535-1305- | Commercial | | \$5.50 | \$5.60 |
| Furniture Hire - Bond REFER TO ABOVE SECURITY DEPOSIT REQUIREMENTS | | | | | |
| ST GEORGE AMPHITHEATRE | | | | | |
| Amphitheatre - St George - Security Deposit | 9901-5190- | Commercial | | \$285.00 | \$290.00 |
| Amphitheatre - St George - Daily Hire Fee | 530-1305- | Commercial | | \$70.00 | \$71.50 |
| Amphitheatre - St George - Cleaning of Site | 530-1305- | Commercial | | \$125.00 | \$127.50 |
| Amphitheatre - St George - Electricity Costs | 530-1305- | Commercial | | At cost | At cost |
| Commercial Use - Permit to Occupy Parks and Reserves per day per vendor (Town Park and Reserves) only 9am to 5pm | 530-1305- | Commercial | | See Local Laws and Other section of this schedule subset Parks, Reserves and Gardens | See Local Laws and Other section of this schedule subset Parks, Reserves and Gardens |
| SPORT AND RECREATION FACILITIES | | | | | |
| Use of all Council controlled Sports Grounds is subject to the relevant Conditions of Hire. School (Incl. Distant Education) and Junior Sports Organisations may use the facilities free of charge, on the understanding that they will be required to book in advance. Any other hire charges applicable will be determined by the Council separately. | 520-1305- | | | | |
| ROWDEN PARK | | | | | |
| Use of all Council controlled Sports Grounds is subject to the relevant Conditions of Hire. School (Incl Distant Education) and Junior Sports Organisations may use the facilities free of charge, on the understanding that they will be required to book in advance. Any other hire charges applicable will be determined by the Council separately. | 520-1305- | | | | |
| Casual Hirers - per hour plus electricity usage | 520-1305- | Commercial | | \$23.00 | \$23.50 |

| | | | | | |
|--|---------------|------------|--|----------|----------|
| Rowden Park - Cricket, Rugby League (Junior), Rugby League (Senior), Rugby Union, Touch Football - Fee per match day where entrance fees are charged | 520-1305- | Commercial | | \$100.00 | \$105.00 |
| Rowden Park - Cricket, Rugby League (Junior), Rugby League (Senior), Rugby Union, Touch Football - per season plus electricity usage | 520-1305- | | | \$660.00 | \$670.00 |
| Rowden Park - Replacement Keys per key (A lost key may result in all locks needing to be replaced) | 520-1305- | Commercial | | At cost | At cost |
| Rowden Park - Replacement Locks | 520-1305- | Commercial | | At cost | At cost |
| DIRRANBANDI SPORTS FACILITY | | | | | |
| Dirranbandi Sport Facility - Use of the centre facility only note: no glass to be served at the premises and liquor licensing requirements to be met by the relevant hirer and note below requirements to book the oval." | | Commercial | | | |
| "Dirranbandi State School requires a booking to use the oval by completing a Sporting Oval Hire Agreement. This may include a \$100 hire fee to be paid to the school for each home game unless waived by the school Principal. Fees for the use of the oval for training sessions will be waived as per schedule supplied. | | | | | |
| Full-Day Function (over 6 hours) (Includes time taken for setup of facility on the day of hire (or day prior if the facility is available). Clean-up is required by 10am on the following day.) per day | | | | | \$110.00 |
| Part-Day Function (per hour up to 6 hours) - Minimum Charge 2 hours | | | | | \$55.00 |
| Dirranbandi Sport Facility - plus electricity usage | | Commercial | | At cost | At cost |
| Dirranbandi Sport Facility - Replacement Keys per key (A lost key may result in all locks needing to be replaced) | | Commercial | | At cost | At cost |
| Dirranbandi Sport Facility - Replacement Locks | | Commercial | | At cost | At cost |
| ALL SHOWGROUNDS | | | | | |
| Annual Show Camping Fees - Do not apply from the Monday in the week of the Annual Shows to the Monday after the Event. (Event Organisers / Sideshow Attractions) | | | | | |
| Ablution Block Hire per day (Thallon) | 555-1305-0002 | Commercial | | \$60.00 | \$60.00 |
| Annual Pastoral and Agricultural Show - Rodeo - Races - Polocrosse Club - Australian Stock Horse Association (ASHA) Draft Days plus electricity (per event day or part thereof) St George | 555-1305- | Commercial | | \$245.00 | \$250.00 |
| Annual Pastoral and Agricultural Show - Rodeo - Races - Polocrosse Club - Australian Stock Horse Association (ASHA) Draft Days plus electricity (per set up day or part thereof) St George | 555-1305- | Commercial | | \$124.00 | \$125.00 |
| Annual Pastoral and Agricultural Show - Rodeo - Races - Polocrosse Club - Australian Stock Horse Association (ASHA) Draft Days plus electricity (per event day or part thereof) Excluding St George | 555-1305- | Commercial | | \$124.00 | \$125.00 |
| Annual Pastoral and Agricultural Show - Rodeo - Races - Polocrosse Club - Australian Stock Horse Association (ASHA) Draft Days plus electricity (per set up day or part thereof) Excluding St George | 555-1305- | Commercial | | \$60.00 | \$60.00 |
| ASHA Practice Sessions per day | 555-1305- | Commercial | | \$34.00 | \$35.00 |
| Auction Sales - (daily charge applies to set-up and clean-up days also) per day or part thereof | 555-1305- | Commercial | | \$185.00 | \$190.00 |
| Auction Sales - Cleaning Deposit | 555-1305- | Commercial | | \$345.00 | \$350.00 |
| Camping (with stock)- plus cost per person | 555-1305- | Commercial | | \$18.00 | \$18.00 |
| Camping (with stock) -(additional) per person per night | 555-1305- | Commercial | | \$6.00 | \$6.00 |
| Camping (special event)- plus cost per person | 555-1305- | Commercial | | \$18.00 | \$18.00 |
| Camping (special event) -additional per person per night | 555-1305- | Commercial | | \$6.00 | \$6.00 |
| Circuses Cleaning Deposit | 555-1305- | Commercial | | \$400.00 | \$410.00 |
| Circuses per performance day | 555-1305- | Commercial | | \$345.00 | \$350.00 |
| Coonan-Nixon Pavilion - Casual Hirers Public Liability Insurance per day | 555-1305-0001 | Commercial | | \$30.00 | \$30.50 |
| Coonan-Nixon Pavilion - Cleaning Charge per hour | 555-1305-0001 | Commercial | | \$125.00 | \$127.50 |
| Coonan-Nixon Pavilion - Full-Day Function (12 hours or greater duration) per day | 555-1305-0001 | Commercial | | \$125.00 | \$127.50 |
| Coonan-Nixon Pavilion - Part-Day Function - Minimum Charge | 555-1305-0001 | Commercial | | \$22.00 | \$22.50 |

| | | | | | |
|---|---------------|------------|-----|----------|-----------|
| Coonan-Nixon Pavilion - Part-Day Function (per hour to a maximum of 11 hours) | 555-1305-0001 | Commercial | | \$11.00 | \$11.50 |
| Coonan-Nixon Pavilion - Security Deposit | 9901-5190- | Commercial | | \$285.00 | \$290.00 |
| St George Showgrounds Kitchen - Casual Hirers Public Liability Insurance per day | 555-1305-0001 | Commercial | | \$30.00 | \$30.50 |
| St George Showgrounds Kitchen - Cleaning Charge per hour | 555-1305-0001 | Commercial | | \$125.00 | \$127.50 |
| St George Showgrounds Kitchen - per day | 555-1305-0001 | Commercial | | \$285.00 | \$290.00 |
| Showgrounds Kitchen - Security Deposit (as per above security deposit requirements for facilities) | 9901-5190- | Commercial | | \$285.00 | See above |
| Horses or Cattle (Stud Stock) - Minimum charge per day | 555-1305- | Commercial | | \$17.00 | \$17.50 |
| Horses or Cattle (Stud Stock) - per head per day or part thereof | 555-1305- | Commercial | | \$1.80 | \$1.85 |
| Horses or Cattle (Stud Stock) accompanying person for camping part thereof per person | 555-1305- | Commercial | | \$6.50 | \$6.50 |
| Horses or Cattle in Pens - Minimum charge per day | 555-1305- | Commercial | | \$17.00 | \$17.50 |
| Horses or Cattle in Pens per head per day | 555-1305- | Commercial | | \$1.25 | \$1.30 |
| Other Uses - As Determined by the Chief Executive Officer | 555-1305- | Commercial | CEO | | CEO |
| Polocrosse Club Practice Days per day | 555-1305- | Commercial | | \$35.00 | \$35.00 |
| School and Junior Sports Organisations - Advance booking required | 555-1305- | Commercial | | \$0.00 | \$0.00 |
| Sheep in Pens - Minimum charge per day | 555-1305- | Commercial | | \$17.00 | \$17.00 |
| Sheep in Pens - per head per day or part thereof | 555-1305- | Commercial | | \$0.10 | \$0.10 |
| St George Pony Club Annual Charge (plus electricity) - no event fee charge | 555-1305-0001 | Commercial | | \$265.00 | \$265.00 |
| Working Sheepdog Trials plus electricity per day | 555-1305- | Commercial | | \$28.00 | \$28.00 |
| NETBALL COURTS | | | | | |
| Netball - per season plus electricity usage | 555-1305- | Commercial | | \$285.00 | \$290.00 |
| SWIMMING POOLS | | | | | |
| SWIMMING POOL - Dirranbandi Pool | | | | | |
| As set by the Dirranbandi Pool Committee (DPC) | | | | | |
| Non Swimming - Entry Fee - As set by the Dirranbandi Pool Committee (DPC) | 521-1306-0001 | Commercial | | DPC | |
| Adult - Entry Fee - As set by the Dirranbandi Pool Committee (DPC) | 521-1306-0001 | Commercial | | DPC | |
| Casual Hirers (minimum charge) (outside public swimming hours) - As set by the Dirranbandi Pool Committee (DPC) | 521-1306-0007 | Commercial | | DPC | |
| Child (up to High School age) - Entry Fee - As set by the Dirranbandi Pool Committee (DPC) | 521-1306-0001 | Commercial | | DPC | |
| Hire by Schools or Swimming Club - As set by the Dirranbandi Pool Committee (DPC) | 521-1306-0007 | Commercial | | DPC | |
| Hire for Swimming Coaching - As set by the Dirranbandi Pool Committee (DPC) | 521-1306-0008 | Commercial | | DPC | |
| Lifeguard - As set by the Dirranbandi Pool Committee (DPC) | 521-1306-0007 | Commercial | | DPC | |
| Lights - As set by the Dirranbandi Pool Committee (DPC) | 521-1306-0007 | Commercial | | DPC | |
| Replacement Keys (A lost key may result in all locks needing to be replaced.) per key | 521-1306-0007 | Commercial | | At Cost | |
| Replacement locks | 521-1306-0007 | Commercial | | At Cost | |
| Season Ticket - Child (up to High School age) - As set by the Dirranbandi Pool Committee (DPC) | 521-1306-0004 | Commercial | | DPC | |
| Season Ticket - Family - As set by the Dirranbandi Pool Committee (DPC) | 521-1306-0004 | Commercial | | DPC | |
| Season Ticket - Adult - As set by the Dirranbandi Pool Committee (DPC) | 521-1306-0004 | Commercial | | DPC | |
| SWIMMING POOL - St George | | | | | |
| Adult - Entry Fee | 521-1305-1001 | Commercial | | \$3.00 | \$3.00 |
| Adult (Non Swimming) - Entry Fee | 521-1305-1003 | Commercial | | \$1.00 | \$1.00 |
| Age 2 and under - Entry Fee | | Commercial | | | |
| Child (Ages 2 and under 18) - Entry Fee (includes when under school supervision) | 521-1305-1002 | Commercial | | \$1.50 | \$1.50 |
| Child (Non Swimming) (Ages 2 and under 18) - Entry Fee | 521-1305-1001 | Commercial | | \$0.50 | \$0.50 |
| Adult - Pension Seniors Card | | | | \$1.50 | \$1.50 |
| Hire by Schools or Swimming Club for club meetings and events- Lifeguard Required per hour | 521-1305-1007 | Commercial | | \$40.00 | \$40.00 |
| Hire for Swimming Coaching - during pool opening hours (maximum of 2 lanes at any one time) per hour per lane | 521-1305-1008 | Commercial | | \$0.00 | \$0.00 |
| Casual Hirers (minimum charge) (outside public swimming hours) ((Not applicable to Schools or Swimming Club) - Lifeguard Required) per hour | 521-1305-1007 | Commercial | | \$40.00 | \$40.00 |

| | | | | | |
|--|---------------|------------|--|----------|----------|
| Hire for Swimming Coaching -(outside of pool opening hours) per hour | 521-1305-1008 | Commercial | | \$0.00 | \$0.00 |
| Lifeguard (Ordinary Working Day) per hour | 521-1305-1009 | Commercial | | \$40.00 | \$40.00 |
| Lifeguard - Saturday - (Minimum 3 Hours) fee per hour | 521-1305-1009 | Commercial | | \$55.00 | \$56.50 |
| Lifeguard - Sunday - (Minimum 3 Hours) fee per hour | 521-1305-1009 | Commercial | | \$75.00 | \$76.50 |
| Lights per hour | 521-1305-1009 | Commercial | | \$11.00 | \$11.00 |
| Replacement Keys (A lost key may result in all locks needing to be replaced.) | 521-1305-1007 | Commercial | | At Cost | |
| Replacement locks | 521-1305-1007 | Commercial | | At Cost | |
| Season Ticket - Adult | 521-1305-1004 | Commercial | | \$155.00 | \$160.00 |
| Season Ticket - Child (Ages 2 and under 18) | 521-1305-1004 | Commercial | | \$90.00 | \$90.00 |
| Season Ticket - Family | 521-1305-1005 | Commercial | | \$275.00 | \$280.00 |
| Season Ticket - Pension Seniors Card (including Gold) | 521-1305-1004 | Commercial | | \$110.00 | \$110.00 |
| <i>Part season tickets are not available. Debtor Accounts will not be issued for Season Passes</i> | | | | | |
| TENNIS COURTS | | | | | |
| Dirranbandi - per year | 522-1305-0004 | Commercial | | \$137.50 | \$140.00 |
| Dirranbandi Court Sports Hall (see above) | | | | | |
| Hebel - per year | 522-1305-0005 | Commercial | | \$60.50 | \$62.00 |
| St. George - per year | 522-1305-0001 | Commercial | | \$137.50 | \$140.00 |
| Thallon - per year | 522-1305-0002 | Commercial | | \$60.50 | \$62.00 |
| PLANNING - See Section 3 | | | | | |
| PRIVATE PLANT HIRE | | | | | |
| Grader per hour | Debtors Inv | Commercial | | \$275.00 | \$280.00 |
| Truck < 10t per hour (plus per kilometre) | Debtors Inv | Commercial | | \$106.00 | \$108.00 |
| Truck > 10t per hour (plus per kilometre) | Debtors Inv | Commercial | | \$132.00 | \$134.00 |
| Truck - Street Sweeper per hour (plus per kilometre) | Debtors Inv | Commercial | | \$185.00 | \$190.00 |
| Truck - Prime Mover (Water Truck) per hour (plus per kilometre) | Debtors Inv | Commercial | | \$131.00 | \$135.00 |
| Truck - Jetpatcher per hour PLUS KM RATE BELOW | Debtors Inv | Commercial | | \$150.00 | 155.00 |
| Truck - Jetpatcher per kilometre NOTE to be read in conjunction with per hour rate above | | | | \$4.80 | 5.00 |
| Loader (per hour) | Debtors Inv | Commercial | | \$220.00 | \$225.00 |
| Backhoe per hour | Debtors Inv | Commercial | | \$196.00 | \$200.00 |
| Terex Skid Steer | Debtors Inv | Commercial | | \$187.00 | \$190.00 |
| Tractor < 50kw per hour | Debtors Inv | Commercial | | \$120.00 | \$125.00 |
| Tractor > 50kw with slasher/broom per hour | Debtors Inv | Commercial | | \$196.00 | \$200.00 |
| Tractor & Grid Roller per hour | Debtors Inv | Commercial | | \$211.00 | \$215.00 |
| Lawn Tractor/Ride on Mower <42" cutting deck per hour | Debtors Inv | Commercial | | \$82.00 | \$85.00 |
| Lawn Tractor/Ride on Mower 42" cutting deck per hour | Debtors Inv | Commercial | | \$94.00 | \$95.00 |
| Lawn Tractor/Ride on Mower 61" cutting deck per hour | Debtors Inv | Commercial | | \$113.00 | \$115.00 |
| Forklift per hour | Debtors Inv | Commercial | | \$145.00 | \$150.00 |
| Roller per hour | Debtors Inv | Commercial | | \$220.00 | \$225.00 |
| Vibrating Drum Roller | Debtors Inv | Commercial | | \$261.00 | \$265.00 |
| Workshop per hour | Debtors Inv | Commercial | | \$169.00 | \$172.00 |
| Plumbing Unit per hour | Debtors Inv | Commercial | | \$109.00 | \$110.00 |
| Water Snorter | Debtors Inv | Commercial | | \$66.00 | \$67.00 |
| Trench Shoring | Debtors Inv | Commercial | | \$66.00 | \$67.00 |
| Spreader Truck | Debtors Inv | Commercial | | POA | POA |
| Stabiliser | Debtors Inv | Commercial | | POA | POA |

| | | | | | |
|--|---------------|---------------|------------------------------------|----------|----------|
| Miscellaneous Plant per hour | Debtors Inv | Commercial | | \$23.00 | \$23.50 |
| Utilities (2wd)/Sedans (plus operator) per hour (plus per kilometre) | Debtors Inv | Commercial | | \$11.00 | 11.50 |
| Utilities (2wd)/Sedans (plus operator) per hour (plus per kilometre) | Debtors Inv | Commercial | | \$0.39 | 0.40 |
| Four Wheel Drives (plus operator) per hour (plus per kilometre) | Debtors Inv | Commercial | | \$12.00 | 12.50 |
| Four Wheel Drives (plus operator) per hour (plus per kilometre) | Debtors Inv | Commercial | | \$0.40 | 0.50 |
| WATER | | | | | |
| WATER - Connection Fees | | | | | |
| Relocation of Water Meter | 5440-1350- | Cost Recovery | Water Act 2000 - section 572 | At Cost | |
| Replace Damaged Water Meter | 5440-1350- | Cost Recovery | | At Cost | |
| Water Connection - 20 mm service | 5440-1350- | Cost Recovery | Water Act | \$785.00 | \$800.00 |
| Water Connection - Larger than 20mm service | 5440-1350- | Cost Recovery | 2000 - section | At Cost | |
| WATER - Inspections | | | | | |
| Water Meter Reading (required for settlement on property sale) per property | 5420-1300- | Commercial | | \$67.00 | \$70.00 |
| Water Meter Testing Fee (Refundable if meter found faulty) per meter | 5420-1300- | Commercial | | \$89.00 | \$90.00 |
| WATER - Sales | | | | | |
| Water From Standpipes / Pillar Hydrant minimum charge per fill | 5120-1351- | Commercial | | \$56.00 | \$57.00 |
| Water From Standpipes / Pillar Hydrant per kilolitre | 5120-1351- | Commercial | | \$1.30 | \$1.35 |
| WORKS ADMINISTRATION | | | | | |
| Hire Temporary Roadworks Warning Signs per week (or part thereof) per sign - (If signs are not returned within four (4) weeks of hire, or are returned damaged, the hirer will be charged the full replacement cost of the sign/s. The hirer will be required to complete a private works application form prior to the release of signs on hire.) | Debtors Inv | Commercial | | \$33.00 | \$35.00 |
| Traffic Management Plans - Basic - Signage for Road Works | Debtors Inv | Commercial | | \$336.00 | \$340.00 |
| Traffic Management Plans - Signage for Road Works | Debtors Inv | Commercial | | \$673.00 | \$685.00 |
| Application for a new Grid | 405- | Cost Recovery | LGA - s.97(2) | \$248.00 | \$250.00 |
| Rural Address - New post / number | 405- | Commercial | | \$142.00 | \$145.00 |
| SECTION 1 - ANIMALS - FEES AND CHARGES | | | | | |
| RURAL SERVICES | | | | | |
| Stock Agistment Fees (Town Commons) - Cows - (a unit includes cow plus progeny less than 6 months of age) per unit per | 655-1351-0002 | Commercial | Local Law No. | \$7.65 | \$7.80 |
| Stock Agistment Fees (Town Commons) - Dry Cattle - per head per week | 655-1351-0002 | Commercial | 2 - S42 & S43 | \$6.90 | \$7.00 |
| Stock Agistment Fees (Town Commons) - Horses - (a unit includes horse plus progeny less than 6 months of age) - per unit | 655-1351-0002 | Commercial | | \$6.90 | \$7.00 |
| Stock Impoundment Fees - Cattle or Horses less than 6 months of age per unit - Twice the prescribed rate will apply for the second or any subsequent impoundment | 655-1203- | Commercial | | \$342.00 | \$345.00 |
| Stock Impoundment Fees - Entire or Rig per unit - Twice the prescribed rate will apply for the second or any subsequent impoundment | 655-1203- | Commercial | | \$175.00 | \$178.50 |
| Stock Impoundment Fees - Sheep per unit - Twice the prescribed rate will apply for the second or any subsequent | 655-1203- | Commercial | | \$40.00 | \$40.50 |
| Stock Sustenance Fees - Cattle or Horses less than 6 months of age per unit per day | 655-1203- | Commercial | | \$18.00 | \$18.50 |
| Stock Sustenance Fees - Entire or Rig per unit per day | 655-1203- | Commercial | | \$18.00 | \$18.50 |
| Stock Sustenance Fees - Sheep per unit per day | 655-1203- | Commercial | | \$9.00 | \$9.50 |

| | | | | | | |
|---|---------------|---------------|--|----------|--|--|
| Inspection Service - Weeds - per vehicle | Debtors Inv | Commercial | | \$153.00 | \$155.00 | |
| Inspection Service - Weeds - per property per hour | Debtors Inv | Commercial | | \$80.00 | \$82.00 | |
| Damage to Stock Routes | Debtors Inv | Cost Recovery | | At cost | At cost | |
| Review of Decision | Debtors Inv | Commercial | | \$127.50 | \$130.00 | |
| Stock Route Travel Permit- Initial Application Fee | 655-1203- | Commercial | | \$0.00 | \$150.00 | |
| Stock Route Travel Permit- Application Renewal or Change of Route | 655-1203- | Commercial | | \$0.00 | \$75.00 | |
| Stock Route Travel Permit - Fee - Large Stock - per 20 head (or part of 20 head) per km | 655-1203- | Commercial | Act, s 134(3)) | \$0.00 | \$0.02 | |
| Stock Route Travel Permit - Fee - Small Stock - per 100 head (or part of 100 head) per km | 655-1203- | Commercial | | \$0.00 | \$0.02 | |
| Stock Route Grazing (Agistment) Permit - Initial Application Fee | 655-1203- | Commercial | | \$0.00 | \$150.00 | |
| Stock Route Grazing (Agistment) Permit - Application Renewal or Change | 655-1203- | Commercial | | \$0.00 | \$75.00 | |
| Stock Route Grazing (Agistment)- Large Stock- Minimum Fee per head per week | 655-1203- | Commercial | Stock Route | \$0.00 | \$1.16 | |
| Stock Route Grazing (Agistment)- Large Stock- Maximum Fee per head per week | 655-1203- | Commercial | | \$0.00 | \$2.80 | |
| Stock Route Grazing (Agistment)- Small Stock- Minimum Fee per head per week | 655-1203- | Commercial | | \$0.00 | \$0.10 | |
| Stock Route Grazing (Agistment)- Small Stock- Maximum Fee per head per week | 655-1203- | Commercial | | \$0.00 | \$0.44 | |
| Inspecting Register of Water Facility Agreements | 655-1203- | Commercial | (Act, s164(3)(a)) | \$0.00 | \$16.10 | |
| Wild Dog Exclusion Fence (WDEF) Special Rate Scheme - Application Fee | | Commercial | Section 97 and Section 262(3)(c) of the Local Government Act 2009; | \$0.00 | \$1,000.00 | |
| Wild Dog Exclusion Fence (WDEF) Special Rate Scheme - Administration Fee (to be collected over the first 2 years of the WDEF Scheme) | Debtors Inv | Commercial | | \$0.00 | 3% of Total Cost of fencing materials + construction | |
| ANIMALS GENERAL INFORMATION | | | | | | |
| Discounts - 50% for payment in July & August 2018 ONLY | | | | | | |
| Discounts - 50% for Pensioner (additional to early payment) | | | | | | |
| Pensioner Applies to: Age, Sole Parents, Wife's, Carer's, Disability, War Widows, Defence Widows, Service Pension War Disability. Applies to full or part pensions, on presentation of Pension Card. | | | | | | |
| Reciprocal cat and dog registration transfer - Where a cat or dog is currently registered with another Australian local government and satisfactory proof of registration is presented, no fee will be charged for the registration of the cat or dog for the current Balonne Shire Council registration period. | | | | | | |
| Multiple Pet Permit (annual non-refundable fee) An additional Dog application is required if more than 2 dogs are requested to be registered on a parcel of land. The fee does not imply approval as the application is subject to assessment. If approved standard registration fees apply. | 605-1203-0004 | Cost Recovery | Local Law No 2 (Animal Management) | \$81.00 | \$82.50 | |
| After hours call out fee after 5pm and before 8.30am (payable by the owner) | 605-1351- | Cost Recovery | | \$200.00 | \$205.00 | |
| Release fee after 5.00pm and before 8.30am weekday and any time on weekend and public holiday at owners request only (plus any other impoundment fees required) | 605-1351- | Cost Recovery | | \$200.00 | \$205.00 | |
| ANIMAL SURRENDER | | | | | | |
| Dog or cat surrendered to Council - only available subject to suitable arrangement with Local Laws Officer | | | Local Law No 2 (Animal Management) | | | |

| | | | | | | |
|--|---------------|---------------|------------------------------------|----------|----------|--|
| Animal Identification Tag | | | | | | |
| Domestic Pet - Tag Cost | 605-1203-0002 | Cost Recovery | Commercial | \$1.50 | \$1.55 | |
| CATS | | | | | | |
| CATS -IMPOUNDED | | | | | | |
| Release Fee | 605-1202- | Cost Recovery | Local Law No 2 (Animal Management) | \$42.00 | \$42.50 | |
| Sustenance rate per day for cats | 605-1202- | Cost Recovery | Local Law No 2 (Animal Management) | \$15.00 | \$15.50 | |
| DOGS | | | | | | |
| DOGS -IMPOUNDED | | | | | | |
| Registered dog Entire or Desexed - 1st impoundment - microchipped or not microchipped | N/A | Cost Recovery | Local Law No 2 (Animal Management) | Free | Free | |
| Unregistered Dog - Entire- 1st impoundment including registration and microchipping (and approval for desexing prior to release) | 605-1202- | Cost Recovery | Local Law No 2 (Animal Management) | \$300.00 | \$305.00 | |
| Unregistered Dog- Entire - 1st impoundment including registration and microchipping and returned as an entire | 605-1202 | Cost Recovery | Local Law No 2 (Animal Management) | \$350.00 | \$355.00 | |
| Unregistered Dog - Desexed - 1st impoundment including registration and microchipping | 605-1202 | Cost Recovery | Local Law No 2 (Animal Management) | \$200.00 | \$205.00 | |
| Registered Dog Entire or Desexed -2nd or 3rd impoundment in a 12 month period | 605-1202 | Cost Recovery | Local Law No 2 (Animal Management) | \$250.00 | \$255.00 | |
| Registered Dog - Entire- After 3rd impoundment - Entire dog will be returned with approval for desexing and microchipping prior to release | 605-1202 | Cost Recovery | Local Law No 2 (Animal Management) | \$250.00 | \$255.00 | |
| Registered Dog- Entire - After 3rd impoundment - Entire dog will be returned as entire dog | 605-1202 | Cost Recovery | Local Law No 2 (Animal Management) | \$400.00 | \$405.00 | |

| | | | | | | |
|--|---------------|---------------|------------------------------------|----------|----------|--|
| Registered Dog- Desexed -After 3rd impoundment | 605-1202 | Cost Recovery | Local Law No 2 (Animal Management) | \$250.00 | \$255.00 | |
| Sustenance rate per day for dogs | 605-1202- | Cost Recovery | Local Law No 2 (Animal Management) | \$15.00 | \$15.50 | |
| DOG REGISTRATION | | | | | | |
| Dog - Entire (not microchipped) | 605-1203-0001 | Cost Recovery | Local Law No 2 (Animal Management) | \$80.00 | \$80.00 | |
| Dog - entire (microchipped) or born prior to 2008 | 605-1203-0001 | Cost Recovery | | \$60.00 | \$60.00 | |
| Dog - Desexed (not microchipped) born after 2008 | 65-1203-0001 | Cost Recovery | | \$50.00 | \$50.00 | |
| Dog - Desexed (microchipped) or born prior to 2008 | 605-1203-0001 | Cost Recovery | Local Law No 2 (Animal Management) | \$40.00 | \$40.00 | |
| DOGS - Regulated (Pro Rata Not Applicable) | | | | | | |
| Declared dangerous, menacing, restricted breed dog (includes collar, tag and warning sign) PLUS Sustenance per day (Initial declaration and Impoundment Release Fee) | 605-1203-0003 | Cost Recovery | Animal Management | \$500.00 | \$510.00 | |
| Declared dangerous, menacing, restricted breed dog - Annual Registration | | Cost Recovery | (Cats & Dogs) | \$500.00 | \$510.00 | |
| Regulated Dog replacement collar | 605-1203-0003 | Cost Recovery | Act 2008 | \$66.00 | \$70.00 | |
| Regulated Dog replacement sign | 605-1203-0003 | Cost Recovery | | \$35.60 | \$36.50 | |
| Regulated Dog replacement identification disk | 605-1203-0003 | Cost Recovery | | \$15.00 | \$15.50 | |
| DOGS - Breeding | | | | | | |
| Application fee assessment fee (non-refundable) per application | 605-1203-0004 | Cost Recovery | Local Law No | \$24.00 | \$24.50 | |
| Premises inspection fee (annual fee) | 605-1203-0004 | Cost Recovery | 2 (Animal Management) | \$81.00 | \$82.50 | |
| Standard registration applies - refer to dog registration | 605-1203-0001 | Cost Recovery | | | | |
| OTHER ANIMAL | | | | | | |
| Application fee assessment fee (non-refundable) per application | 605-1201-0001 | Cost Recovery | Local Law No | \$80.00 | \$81.50 | |
| Cattle as per Local Law | 605-1201-0001 | Cost Recovery | 2 (Animal Management) | \$80.00 | \$81.50 | |
| Emu as per Local Law | 605-1201-0001 | Cost Recovery | | \$80.00 | \$81.50 | |
| Goat as per Local Law | 605-1201-0001 | Cost Recovery | | \$80.00 | \$81.50 | |
| Horse as per Local Law | 605-1201-0001 | Cost Recovery | | \$80.00 | \$81.50 | |
| Poultry and birds as per Local Law | 605-1201-0001 | Cost Recovery | | \$80.00 | \$81.50 | |
| Sheep as per Local Law | 605-1201-0001 | Cost Recovery | | \$80.00 | \$81.50 | |
| OTHER ANIMAL SERVICES | | | | | | |
| Cat trap deposit (Refundable on return of trap in good condition) | 9910-5109- | Commercial | | \$55.00 | \$55.00 | |
| Cat trap hire (Hire rates applies after 10 days from first hired date) | 605-1351- | Commercial | | \$5.50 | \$6.00 | |
| Dog trap deposit (Refundable on return of trap in good condition) | 9910-5109- | Commercial | | \$55.00 | \$56.50 | |
| Dog trap hire (Hire rates applies after 10 days from first hired date) | 605-1351- | Commercial | | \$5.50 | \$6.00 | |

| | | | | | | |
|---|-----------|---------------|---|----------|----------|--|
| Replacement Registration Tag | 605-1351- | Cost Recovery | | \$1.00 | \$1.00 | |
| Barking Collar Deposit (Refundable on return in good condition) | 9901-5109 | Commercial | | \$71.50 | \$72.50 | |
| Barking Collar hire (Hire rates applies after 5 days from first hired date) | 605-1351- | Commercial | | \$5.50 | \$5.50 | |
| SECTION 2 - ENVIRONMENTAL SERVICES | | | | | | |
| ENVIRONMENT PROTECTION | | | | | | |
| Application for registration certificate (plus Annual Registration Fee for that AES scored ERA) | 635-1202- | Cost Recovery | Environmental | \$102.00 | \$105.00 | |
| Application for continuing registration certificate | 635-1202- | Cost Recovery | Protection Act 1994 | \$66.00 | \$67.50 | |
| Application for altering registration certificate (without DA) | 635-1202- | Cost Recovery | | \$66.00 | \$67.50 | |
| Review of Decision | 635-1202- | Cost Recovery | | \$66.00 | \$67.50 | |
| Search - licenced premises, inspection | 635-1202- | Cost Recovery | | \$102.00 | \$105.00 | |
| FOOD BUSINESS | | | | | | |
| Application - retail food shop, retail food vehicle, bed and breakfast, water carrier or manufacturer of low risk foods., Assessment of plans and inspections | 640-1202- | Cost Recovery | Food Act 2006 | \$173.00 | \$175.00 | |
| Application - minor alterations. Assessment of application and plans. | 640-1202- | Cost Recovery | | \$173.00 | \$175.00 | |
| Application (High Risk/Manufacturer) | 640-1202- | Cost Recovery | | \$397.00 | \$405.00 | |
| Licence | 640-1202- | Cost Recovery | | \$163.00 | \$165.00 | |
| Licence (High Risk/Manufacturer) | 640-1202- | Cost Recovery | | \$265.00 | \$270.00 | |
| Application and licence (temporary facility) | 640-1202- | Cost Recovery | | \$112.00 | \$115.00 | |
| Alteration to licence | 640-1202- | Cost Recovery | | \$91.00 | \$93.00 | |
| Approval of Third Party Certified Food Safety Program | 640-1202- | Cost Recovery | | \$173.00 | \$175.00 | |
| Approval of Food Safety Program | 640-1202- | Cost Recovery | | \$418.00 | \$425.00 | |
| Review of Decision | 640-1202- | Cost Recovery | | \$214.00 | \$220.00 | |
| Replacement of Food Business Licence (Lost or Damaged) | 640-1202- | Cost Recovery | | \$40.00 | \$40.50 | |
| Food Business - additional Inspection | 640-1202- | Cost Recovery | | \$112.00 | \$115.00 | |
| Search includes inspection of premises | 640-1202- | Cost Recovery | | \$153.00 | \$155.00 | |
| Liquor Licence Endorsement - Food Licence and Planning Approval for Council endorsement of application | 640-1202- | Cost Recovery | Liquor Act 1992 s105 | \$178.00 | \$180.00 | |
| LABORATORY SERVICES | | | | | | |
| Laboratory services - drinking water bacteriological test (Colilert) | 640-1202- | Commercial | | \$112.00 | | |
| Laboratory services - water analysis (per lab cost plus \$10) | 640-1202- | Commercial | | \$10.00 | \$10.00 | plus laboratory |
| LOCAL LAWS & OTHER | | | | | | |
| Abandoned Vehicles - vehicle found abandoned on roadway | 640-1202- | Cost Recovery | Transport Operations (Road Use Management) Act 1995 | \$77.00 | \$80.00 | plus removal and transportation commercial costs |
| Commercial Use of Roads - application for permit and fee - Charities | 640-1202- | Cost Recovery | Local Law 4 (Local Government Controlled Areas | \$24.00 | \$25.00 | |
| Commercial Use of Roads - application for permit and fee for goods on footpath (maximum of 6 months) | 640-1202- | Cost Recovery | | \$90.00 | \$92.00 | |

| | | | | | | |
|---|------------|---------------|---|----------|----------|--------------------------|
| Commercial Use of Roads - application for permit and fee for roadside vending, mobile food vending or other activity not described elsewhere (per application / annum) | 640-1202- | Cost Recovery | Facilities & Roads) and Subordinate Local Law 1.2 (Commercial Use of Local Government Controlled Areas & Roads) | \$142.00 | \$145.00 | |
| Overgrown, Untidy Land - mowing, slashing or clean up of overgrown or untidy allotment | 640-1202- | | Local Law No 3 (Community & Environment) | \$102.00 | \$105.00 | |
| Parks, Reserves & Gardens - events, stalls in Council parks, reserves and gardens Charities | 640-1202- | Cost Recovery | Law Local 17 (Parks & | \$41.00 | \$42.00 | |
| Parks, Reserves & Gardens - business (Markets) | 640-1202- | Cost Recovery | | \$41.00 | \$42.00 | |
| Parks, Reserves & Gardens - cleaning of site, other fees - electrical, waste etc | 640-1202- | Commercial | | \$102.00 | \$105.00 | |
| Temporary Homes (means structure used, or intended for use as a place of residence but does not include a structure for the erection of which a development permit has been given, or is required | 640-1202- | Cost Recovery | Local Law 10 (Temporary Homes) | \$134.00 | \$135.00 | |
| HAIR/BEAUTY/OTHER SERVICES | | | | | | |
| Application Fee | 640-1202- | Cost Recovery | Public Health | \$173.00 | \$175.00 | |
| Licence Fee | 640-1202- | Cost Recovery | (Infection | \$163.00 | \$165.00 | |
| Transfer of Licence | 640-1202- | Cost Recovery | Control for | \$90.00 | \$91.50 | |
| Review of Decision | 640-1202- | Cost Recovery | Personal | \$214.00 | \$215.50 | |
| Search includes inspection of premises | 640-1202- | Cost Recovery | Appearance | \$153.00 | \$155.50 | |
| PUBLIC HEALTH | | | | | | |
| Health Inspection - Residential Services | 640-1202- | Cost Recovery | Residential Services Act 2002 | \$178.00 | \$180.00 | + 81/hour for inspection |
| Health Plan Assessment - Residential Services | 640-1202- | Cost Recovery | Residential Services Act 2002 | \$193.00 | \$195.00 | + 81/hour for inspection |
| WASTE | | | | | | |
| Application fee for Waste Management Approval (s369) | 6430-1306- | Cost Recovery | Environmental Protection Act 1994 | \$153.00 | \$155.00 | |
| Annual renewal fee - Waste Management Approval (s369) | 6430-1306- | Cost Recovery | Environmental Protection Act 1994 | \$102.00 | \$105.00 | |
| Waste Disposal - St George - Commercial and Industrial Waste (outside of shire) | 6430-1306- | Commercial | | \$77.00 | \$80.00 | |
| Waste Disposal Facilities - St George - Construction & Demolition Waste (excluding concrete) per m3 | 6430-1306- | Commercial | | \$10.00 | \$10.50 | |

| | | | | | | |
|--|-------------|------------|--|----------------------|----------------------|-----------|
| Waste Disposal Facilities - St George - Asbestos (minor quantities only, prior consent required) | 6430-1306- | Commercial | | \$153.00 | \$155.00 | |
| Waste Disposal Facilities - Bollon, Dirranbandi, Hebel, St George, Thallon - Uncontaminated, Clean Soil (with prior consent) | 6430-1306- | Commercial | | Nil | Nil | |
| Special event garbage/recycling service per mobile garbage bin service (not including supply of bin) per collection | 6430-1306- | Commercial | | \$77.00 | \$78.50 | |
| Waste disposal - bacterial sludge (Septic Tank) - Commercial - per 1000 litres or part thereof | 4410-1351- | Commercial | | \$0.05 | \$0.05 | per litre |
| Waste disposal - oil Interceptor sludges and grease trap - per 1000 litres or part thereof | 6430-1306- | Commercial | | \$0.05 | \$0.05 | per litre |
| WASTE - Dead Animal Collection | | | | | | |
| Small Animal Collection (dog, cat, poultry or similar sized) per collection | Debtors Inv | Commercial | | Price on Application | Price on Application | |
| Medium Animal (goat, calf, foal, sheep, kangaroo or similar sized) per collection | Debtors Inv | Commercial | | Price on Application | Price on Application | |
| Large Animal | Debtors Inv | Commercial | | Price on Application | Price on Application | |
| SECTION 3 - PLANNING & DEVELOPMENT | | | | | | |
| GENERAL INFORMATION | | | | | | |
| Waiver of Development Application Charges - The Chief Executive Officer or Director Community and Environmental Sustainability has delegated authority to determine to partially or wholly waive a Development Application Fee where strict application of the scheduled fee is obviously unreasonable for the type of application being received. | | | | | | |
| Refunds - If an application is withdrawn before it is decided by the Assessment Manager, a refund will be given depending on the processing stage at the time of withdrawal as follows: Application, Information and Referral Stage 50%, Notification Stage 30%, Compliance Stage (prior to issue of action notice) 50%. No refund is applicable once a decision and/or Action Notice has been issued by the Assessment Manager. | | | | | | |
| Applications / Lapsed Requests - If an application/request lapses during the IDAS process, no refund of fees is applicable, except for the not properly made application that lapses (s266 of the Planning Act 2016), in which case a refund of 80% is applicable. | | | | | | |
| Request to Revive Lapsed Application - a request to revive a lapsed application under s274, 280 and 303 of the Sustainable Planning Act shall be accompanied by a payment of \$200.00. | | | | | | |
| Fee for works constructed or commenced without Council Approval - An additional fee of 25% of the relevant application fee, with a minimum fee of \$300.00 shall be imposed on all Planning, Building and Plumbing applications where works have been constructed or a use has commenced without first obtaining the required Council approvals. | | | | | | |
| Discount of Development Application Fees - Bona Fide Charitable or Community OrganisationsThe Chief Executive Officer has delegated authority to calculate a fee for development applications by bona fide charitable organisations where such development fulfils a significant community role. This does not apply to private clubs (with the exception of Senior Citizens Clubs) or to applications for commercial uses, lot reconfigurations or similar developments where such developments do not fulfil a significant community role which are not considered to be "not for profit" developments. A fee of 25% of the normal prescribed fee (assessment only) is payable in respect of an application by charitable or non-profit organisations including sporting and recreational organisations) which provide a service to the community and do not normally have an income stream and/or are able to demonstrate their status as non-profit to the satisfaction of the Chief Executive Officer or Director Community and Environmental Sustainability. This discount is not applicable to | | | | | | |
| Applications Involving More than One Type of Development - Fee for the application shall be the sum of those fees that would have been paid in the event of a separate application being lodged for each type. | | | | | | |
| Preliminary Approval - Except where specifically indicated otherwise, fees shall be the same as for the application for a Development Permit. Where a Development Permit is subsequently sought for the same proposal a fee of 50% of the current fee is applicable. | | | | | | |
| Developments - Where an application is made to Council for a development and a specialist study is required to be submitted and Council elects to have that study independently assessed by a second consultant, the applicant shall pay an additional fee. Such fee shall be the actual cost charged to Council for the review of the study by a specialist consultant. Any additional fee shall be paid prior to the determination of the application. | | | | | | |
| Consultant's Fees - The cost of the consultant's fees in respect to any further expert advice required by Council in consideration of any application/submission will be charged to the applicant. This is likely to be the case where referral co-ordination applies. Where a development application is referred to an external consultant for processing, any additional cost of such external processing, is to be met by the applicant. | | | | | | |
| Other Fees and Charges not listed below - Fees and Charges for other uses not mentioned below will be determined by the Chief Executive Officer or the Director Community and Environmental Sustainability upon | | | | | | |
| Infrastructure Agreements - Where an application is made to Council, and an Infrastructure Agreement is required, the applicant shall pay all costs associated with the preparation and on-going management of the Infrastructure Agreement. | | | | | | |
| Election Signs - A refundable bond per candidate is to be paid prior to the erection of election signs. The bond shall only be repaid upon notification by the applicant that all election signs have been removed within 14 days of the date of the election and following confirmation by Council's inspectors. | | | | | | |

| BUILDING SERVICES INFORMATION | | | | | | |
|---|------------|---------------|-------------------|------------|------------|--|
| Class 1a - Single or Detached Dwelling | | | | | | |
| Class 1b - Boarding House, Guest House, Hostel or the like. | | | | | | |
| Class 2 - Building containing 2 or more sole-occupancy units each being a separate dwelling. | | | | | | |
| Class 3 - Residential Building, other than Class 1 or 2 building, which is a common place of long-term or transient living for a number of unrelated persons. | | | | | | |
| Class 4 - Dwelling in a building that is Class 5 to 9 if it is the only dwelling in the building. | | | | | | |
| Class 5 - Office Building, used for professional or commercial purposes, excluding Class 6, 7, or 9 buildings. | | | | | | |
| Class 6 - Shop or other building for the sale of goods by retail or the supply of services direct to the public. | | | | | | |
| Class 7a - Car park | | | | | | |
| Class 7b - Building for storage or display of goods or produce for sale by wholesale | | | | | | |
| Class 8 - Laboratory, or a building in which a handicraft or process for the production, assembling, altering, repairing, packing, finishing or cleaning of goods or produce is carried on for trade, sale or gain. | | | | | | |
| Class 9a - Health- Care building, including those parts of the building set aside as a laboratory | | | | | | |
| Class 9b - Assembly building, including a trade workshop, laboratory or the like in a primary or secondary school, but excluding any other parts of the building that are of another class. | | | | | | |
| Class 9c - Aged Care building | | | | | | |
| Class 10a - non-habitable building such as private garage, carport, shed or the like. | | | | | | |
| Class 10b - Structure being a fence, mast, antenna, retaining or free-standing wall, swimming pool or the like. | | | | | | |
| Note 1: The planning and development fees with respect to a particular function do not necessarily include all fees that may apply to that application. Due to the nature of the application, other appropriate application fees may be required (e.g. siting variations, material change of use, plumbing application). These fees can be found in the appropriate section of this schedule, or can be quoted when the application is being submitted. | | | | | | |
| CERTIFICATES | | | | | | |
| Certificate of Classification | 320-1304- | Commercial | Planning Act 2016 | \$145.00 | \$147.50 | |
| Copy of previously issued Certifications of Classification | 320-1304- | Commercial | | \$38.00 | \$40.00 | |
| Change of classification | 320-1304- | Commercial | | \$735.00 | \$745.00 | |
| BUILDING FEES | | | | | | |
| Building commenced without approval may incur an addition 25% of the relevant application fee | 320-1304- | Cost Recovery | Planning Act 2016 | | | |
| Building - Lodgement fee for private certification | 320-1304- | Cost Recovery | Planning Act 2016 | \$144.00 | \$145.50 | |
| RESIDENTIAL | | | | | | |
| Building Residential - New dwelling (single detached & removal dwelling) | 320-1304- | Commercial | Planning Act 2016 | \$1,065.00 | \$1,085.00 | |
| Relocatable Dwelling Bond (to ensure completion of all works) | 9910-5109- | Cost Recovery | | \$5,395.00 | \$5,500.00 | |
| Site Bond | 9910-5109- | Cost Recovery | | \$5,395.00 | \$5,500.00 | |
| Road Bond (removal dwellings) | 9910-5109- | Cost Recovery | | \$5,395.00 | \$5,500.00 | |
| Dual multiple occupancy | 320-1304- | Commercial | | \$1,178.00 | \$1,200.00 | |
| Multiple occupancy additional units | 320-1304- | Commercial | | \$504.00 | \$515.00 | |
| Alterations, additions to residential buildings < 50m2 | 320-1304- | Commercial | | \$359.00 | \$365.00 | |
| Alterations, additions to residential buildings > 50m2 | 320-1304- | Commercial | | \$706.00 | \$720.00 | |
| Building Residential - Restumping | 320-1304- | Commercial | | \$504.00 | \$515.00 | |
| Demolition of buildings | 320-1304- | Commercial | | \$504.00 | \$515.00 | |
| Demolition clean up bond | 320-1304- | Cost Recovery | | \$5,395.00 | \$5,500.00 | |
| ERECTION OF STRUCTURES/RESIDENTIAL | | | | | | |
| Garages, carports and sheds <50m2 | 320-1304- | Commercial | Planning Act 2016 | \$437.00 | \$445.00 | |
| Garages, carports and sheds >50m2 | 320-1304- | Commercial | | \$504.00 | \$515.00 | |
| Awning /Veranda/Patio/Pergola | 320-1304- | Commercial | | \$370.00 | \$375.00 | |

| | | | | | |
|--|------------|---------------|--------------|------------|------------|
| Silos, signs, aerials and fences > 2m high | 320-1304- | Commercial | | \$263.00 | \$265.00 |
| Swimming Pools/Pool Fencing | 320-1304- | Commercial | | \$762.00 | \$775.00 |
| BUDGET ACCOMMODATION - (Class 1b and Class 3) | | | | | |
| Application fee regardless of size | 320-1304- | Cost Recovery | | \$1,110.00 | \$1,130.00 |
| COMMERCIAL/INDUSTRIAL SHOPS, OFFICES, WAREHOUSES AND PUBLIC BUILDINGS | | | | | |
| Building Commercial - New Buildings up to 299m2 | 320-1304- | Commercial | Planning Act | \$1,570.00 | \$1,600.00 |
| Building Commercial - New Buildings 300m2 to 499m2 | 320-1304- | Commercial | 2016 | \$2,019.00 | \$2,060.00 |
| Building Commercial - New Buildings 500m2 to 1999m2 | 320-1304- | Commercial | | \$3,366.00 | \$3,430.00 |
| Building Commercial - New Buildings greater than 2000m2 | 320-1304- | Commercial | | POA | POA |
| Building Commercial - Alterations and additions up to 499m2 | 320-1304- | Commercial | | \$841.00 | \$855.00 |
| Building Commercial - Alterations and additions greater than 500m2 | 320-1304- | Commercial | | \$1,683.00 | \$1,715.00 |
| Building Commercial - Minor miscellaneous alterations (no fire services and only one inspection required) | 320-1304- | Commercial | | \$320.00 | \$325.50 |
| Building Commercial - Temporary structures (tents> 500m2) | 320-1304- | Commercial | | \$345.00 | \$350.00 |
| Building Commercial - Demolition of building | 320-1304- | Cost Recovery | | \$664.00 | \$675.00 |
| Building Commercial - Demolition clean up bond | 320-1304- | Cost Recovery | | \$5,395.00 | \$5,500.00 |
| Road Bond | 9910-5901- | Cost Recovery | | \$5,395.00 | \$5,500.00 |
| Other Applications not listed above | 320-1304- | Cost Recovery | | | |
| BUILDING WORKS - REGULATORY | | | | | |
| Copy of building plans | 320-1300- | Cost Recovery | Planning Act | \$35.00 | \$35.50 |
| Search - administration building records 5 business days | 320-1300- | Cost Recovery | 2016 | \$144.00 | \$145.50 |
| Search - onsite inspection to verify approved buildings, 5 business days | 320-1300- | Cost Recovery | | \$223.00 | \$225.50 |
| Additional Building Inspections (reinspections - outside the standard inspections e.g. Footing/Slab, Frame, final) will be invoiced to the builder unless paid for prior to the inspection | 320-1304- | Cost Recovery | | \$223.00 | \$225.50 |
| Pool Compliant Inspection | 320-1302- | Cost Recovery | | \$306.00 | \$310.00 |
| Pool Safety Inspection and Pool Safety Certificate including Reinspection within 2 working days | 320-1302- | Cost Recovery | | \$425.00 | \$430.00 |
| PLUMBING | | | | | |
| Plumbing/drainage works commenced without approval may incur and addition 25% of the relevant application fee | | | | | |
| Residential and Commercial Structures including alterations | 320-1304- | Cost Recovery | Plumbing & | \$363.00 | \$370.00 |
| Residential Minor works (max 2 fixtures & one inspection) | 320-1304- | Cost Recovery | Drainage Act | \$186.00 | \$190.00 |
| On site waste water treatment system approval (e.g. septic and other) | 320-1304- | Cost Recovery | 2002 | \$300.00 | \$305.00 |
| Grey water installation on the sewer area | 320-1304- | Cost Recovery | | \$186.00 | \$190.00 |
| Grey water installation on the sewer area (inspections) | 320-1304- | Cost Recovery | | \$243.00 | \$250.00 |
| Backflow Prevention Device Assessment | 320-1304- | Cost Recovery | | \$156.00 | \$160.00 |
| Per Device up to 5 Devices (Fee per Device) | 320-1304- | Cost Recovery | | \$52.00 | \$55.00 |
| Back flow device registration per property | 320-1304- | Cost Recovery | | \$35.00 | \$35.50 |
| Annual Registration - per Devices 5 or more (Fee per Device) | 320-1304- | Cost Recovery | | \$35.00 | \$35.50 |
| Plumbing - Trade waste permit | 320-1304- | Cost Recovery | | \$144.00 | \$145.50 |
| PLUMBING REGULATORY | | | | | |
| Search - plumbing administration records | 320-1300- | Cost Recovery | Plumbing & | \$144.00 | \$145.50 |
| Additional Plumbing Inspections (reinspections - outside the standard approval inspections) | 320-1300- | Cost Recovery | Drainage Act | \$223.00 | \$225.50 |
| Copy of "as constructed" Drainage Plan - no cost to property owners or plumber with an a plumbing approval. | 320-1300- | Cost Recovery | 2002 | \$46.00 | \$47.00 |
| PLANNING FEES | | | | | |
| Development commenced without approval may incur and addition 25% of the relevant application fee | | | | | |
| Please note the fees for planning applications do not include application costs to referral agencies | | | | | |

| APPLICATION FOR MATERIAL CHANGE OF USE - IMPACT ASSESSMENT | | | | | | |
|---|-----------|---------------|-------------------|-------------|-------------|----------------------|
| Intensive Animal Industry (Units = No. of animals) does not include referral agency fees | 310-1302- | Cost Recovery | Planning Act 2016 | \$3,060.00 | \$3,120.00 | 0-500 Units |
| | 310-1302- | Cost Recovery | | \$3,060.00 | \$3,120.00 | 0-999 units |
| | 310-1302- | Cost Recovery | | \$3,264.00 | \$3,325.00 | 1,000-4,999 units |
| | 310-1302- | Cost Recovery | | \$5,000.00 | \$5,100.00 | 5,000 - 9,999 units |
| | 310-1302- | Cost Recovery | | \$10,000.00 | \$10,200.00 | 10,000 and above POA |
| Residential (this is the proposal not the zoning of the proposed site) | 310-1302- | | | \$2,448.00 | \$2,500.00 | |
| Rural (this is the proposal not the zoning of the proposed site) | 310-1302- | | | \$3,060.00 | \$3,120.00 | |
| Commercial (this is the proposal not the zoning of the site) | 310-1302- | | | \$3,264.00 | \$3,325.00 | |
| Industrial (this is the proposal not the zoning of the site) | 310-1302- | | | \$3,774.00 | \$3,850.00 | |
| Minor and community uses | 310-1302- | | | \$1,734.00 | \$1,770.00 | |
| Major use | 310-1302- | | | \$9,424.00 | \$9,615.00 | |
| MATERIAL CHANGE OF USE - CODE ASSESSMENT | | | | | | |
| Residential (this is the proposal not the zoning of the proposed site) | 310-1302- | | Planning Act 2016 | \$1,060.00 | \$1,080.00 | |
| Rural (this is the proposal not the zoning of the proposed site) | 310-1302- | | | \$1,379.00 | \$1,400.00 | |
| Commercial (this is the proposal not the zoning of the site) | 310-1302- | | | \$1,856.00 | \$1,895.00 | |
| Industrial (this is the proposal not the zoning of the site) | 310-1302- | | | \$2,386.00 | \$2,430.00 | |
| Minor and community uses | 310-1302- | | | \$1,591.00 | \$1,625.00 | |
| Major use | 310-1302- | | | \$3,182.00 | \$3,245.00 | |
| RECONFIGURING A LOT | | | | | | |
| Boundary Realignment (no new lots) | 310-1302- | Cost Recovery | Planning Act 2016 | \$1,224.00 | \$1,245.00 | |
| Subdivision - First additional lot (one into two subdivision) | 310-1302- | Cost Recovery | | \$1,224.00 | \$1,245.00 | |
| Subdivision - additional lot (each additional lot thereafter) | 310-1302- | Cost Recovery | | \$306.00 | \$315.00 | |
| Request for Compliance Assessment | 310-1302- | Cost Recovery | | \$1,224.00 | \$1,245.00 | |
| OPERATIONAL WORKS ASSOCIATED WITH RECONFIGURATION OF A LOT/MATERIAL CHANGE OF USE | | | | | | |
| Roads | 310-1302- | Cost Recovery | Planning Act 2016 | \$306.00 | \$315.00 | |
| Drainage | 310-1302- | Cost Recovery | | \$306.00 | \$315.00 | |
| Landscaping | 310-1302- | Cost Recovery | | \$306.00 | \$315.00 | |
| Street Lighting | 310-1302- | Cost Recovery | | \$306.00 | \$315.00 | |
| Earthworks | 310-1302- | Cost Recovery | | \$306.00 | \$315.00 | |
| OTHER OPERATIONAL WORKS | | | | | | |
| Carrying out operational work for excavation and/or filling not associated with reconfiguring a lot or a material change of use (Levees not included) | 310-1302- | | Planning Act 2016 | \$2,040.00 | \$2,080.00 | |
| Advertising Devices | 310-1302- | Cost Recovery | | \$306.00 | \$315.00 | |
| | | | | | | |

| | | | | | | |
|--|-----------------|-----------------|-------------------|----------|----------|--|
| OTHER PLANNING FEES | | | | | | |
| Request to change Existing Development Approval or Compliance Permit (includes request to extend relevant period, and minor change conditions of approval) | 310-1302- | Cost Recovery | Planning Act 2016 | \$306.00 | \$315.00 | |
| Application to Cancel a Development Approval under Section 84 of the Planning Act 2016 | 310-1302- | Cost Recovery | | \$770.00 | \$785.00 | |
| Other Applications Pursuant to <i>Planning Act</i> not detailed above | 310-1302- | Cost Recovery | | POA | POA | |
| Additional Compliance Inspections (i.e. the first compliance inspection does not attract a charge) | 310-1302- | Cost Recovery | | \$306.00 | \$315.00 | |
| PLANNING CERTIFICATES | | | | | | |
| Limited Planning & Development Certificate (SPA s.738) | 310-1302- | Cost Recovery | Planning Act 2016 | \$106.00 | \$110.00 | |
| Standard Planning & Development Certificate (SPA s.739) | 310-1302- | Cost Recovery | | \$306.00 | \$315.00 | |
| Full Planning & Development Certificate (SPA s.740) | 310-1302- | Cost Recovery | | \$636.00 | \$650.00 | |
| OPERATIONAL WORKS ASSOCIATED WITH RECONFIGURATION OF A LOT/MATERIAL CHANGE OF USE | | | | | | |
| Roads | 310-1302- | Cost Recovery | Planning Act 2016 | \$306.00 | \$315.00 | |
| Drainage | 310-1302- | Cost Recovery | | \$306.00 | \$315.00 | |
| Landscaping | 310-1302- | Cost Recovery | | \$306.00 | \$315.00 | |
| Street Lighting | 310-1302- | Cost Recovery | | \$306.00 | \$315.00 | |
| Earthworks | 310-1302- | Cost Recovery | | \$306.00 | \$315.00 | |
| Request to change Existing Development Approval or Compliance Permit or amended conditions | 310-1302- | Cost Recovery | | \$306.00 | \$315.00 | |
| Other Applications Pursuant to <i>Sustainable Planning Act</i> not detailed above | 310-1302- | Cost Recovery | | POA | POA | |
| VISITOR INFORMATION CENTRE - LIBRARIES | | | | | | |
| COMPUTER AND INTERNET ACCESS | | | | | | |
| Printing - Council Paper (Libraries and Visitor Information Centre) - per page | 505-1306- (LIB) | 355-1351- (VIC) | Commercial | \$0.55 | \$0.60 | |
| Printing - Non Council paper - but paper needs to meet Council's standard (Libraries and Visitor Information Centre) - per page | 505-1306- (LIB) | 355-1351- (VIC) | Commercial | \$0.45 | \$0.50 | |
| Public Access Terminals (Libraries and Visitor Information Centre) - ¼ hour | 505-1305- (LIB) | 355-1352- (VIC) | Commercial | \$1.80 | \$0.00 | |
| Public Access Terminals (Libraries and Visitor Information Centre) - ½ hour | 505-1305- (LIB) | 355-1352- (VIC) | Commercial | \$2.40 | \$0.00 | |
| Public Access Terminals (Libraries and Visitor Information Centre) - 1 hour | 505-1305- (LIB) | 355-1352- (VIC) | Commercial | \$4.85 | \$5.00 | |
| Public Access Terminals (Visitor Information Centre) - Minimum Charge | 505-1305- (LIB) | 355-1352- (VIC) | Commercial | \$1.80 | \$0.00 | |
| TOURS Weekdays | | | | | | |
| Bus tour bookings (plus bus booking charges and number of people) - first hour free | | Commercial | | \$100.00 | \$105.00 | |
| If we do not have to supply bus | | Commercial | | \$75.00 | \$80.00 | |
| Per Hour | | Commercial | | \$45.00 | \$46.00 | |
| For 3 hour tour + booking fee | | Commercial | | \$120.00 | \$125.00 | |
| If lunch supplied per person | | Commercial | | \$15.00 | \$15.50 | |
| TOURS Weekends | | | | | | |
| Bus booking fee (plus bus booking charges and number of people) | | Commercial | | POA | POA | |
| If we do not have to supply bus | | Commercial | | \$110.00 | \$115.00 | |
| Per Hour | | Commercial | | \$55.00 | \$60.00 | |
| 3-6 hour tour | | Commercial | | \$250.00 | \$255.00 | |
| If lunch supplied per person | | Commercial | | \$15.00 | \$15.50 | |
| Tourism Membership Fees and Printing Costs | | | | | | |
| Membership Fee | | Commercial | | \$0.00 | \$0.00 | |
| Fee to undertake the design and printing of brochures as per the Brochure Management and Display Policy | | Commercial | | \$25.00 | \$25.50 | |
| BOOKS FOR SALE | | | | | | |
| River Country - A History of the Balonne Shire (plus postage) per book | 525-1352- | Commercial | | \$10.00 | \$10.50 | |
| St. George's Bridge - A Sesquicentennial History - Hardcover (plus postage) for bulk purchases of 10 or more per book | 525-1351- | Commercial | | \$21.00 | \$21.50 | |
| St. George's Bridge - A Sesquicentennial History - Hardcover (plus postage) per book | 525-1351- | Commercial | | \$24.20 | \$25.00 | |

OFFICER REPORT

TO: Council

SUBJECT: Budget Review - April 2019

DATE: 06.05.19

AGENDA REF: FCS6

AUTHOR: Tracey Lee - Manager Finance Services

Executive Summary

Budget Review – April 2019

Background

Council aims to review its budget on a quarterly basis to ensure that known variances to original budget estimates are recorded to ensure that reporting and analysis of financial performance is relevant.

The April budget review has resulted in an overall increase to the financial bottom line of \$911,400 thereby changing the \$481,137 deficit reported in the January budget review into a \$430,263 surplus. The biggest impact on this result was the removal of a \$900,000 project budget line item which was included in operations as well as capital. The 3rd Quarter budget review focused on matching anticipated actuals with reflective budgets.

A full list of budget changes has been provided as part of the report attachments.

Link to Corporate Plan

| Key Foundation Area | Key Program Area |
|---------------------|---|
| Governance | Financial management for long-term sustainability |

Consultation (internal/external)

Chief Executive Officer, Director Finance & Corporate Services, Director Infrastructure Services, and Director Community and Environmental Services.

Legal Implications

Section 170 (3) of the Local Government Regulations 2012 states council may by resolution amend the budget at any time before the end of the financial year.

Policy Implications

Nil

Financial and Resource Implications

A budgeted surplus for 2018/19 of \$430,263.

Attachments

1. Budget Review - April 2019.pdf [📄](#)

Recommendation/s

1. That the Budget Review as tabled be adopted in accordance with Section 170 (3) of the Local Government Regulation 2012.

Michelle Clarke

Director Finance & Corporate Services

Budget Review

Proposal 18 May 2019

Table of Contents

| | |
|---|---|
| Summary of Budget Adjustments | 1 |
| Statement of Comprehensive Income | 5 |
| Statement of Cash Flows | 6 |
| Statement of Financial Position | 7 |
| Operational and Capital Project Budgets | 8 |

| Account Number | Account Name | March 2019 Revenue | Budget 2019 Revenue | March 2019 Expenditure | Budget 2019 Expenditure | Adjustments Revenue | Adjustments Expenditure | Amended Budget April 2018 |
|----------------|--------------------------------------|--------------------|---------------------|------------------------|-------------------------|---------------------|-------------------------|---------------------------|
| 0110-1110 | Rates Urban General | \$1,162,198 | \$1,100,000 | | | \$60,000 | | \$1,160,000 |
| 0110-2410 | Urban Rates Discount Allowed | | | \$95,105 | \$103,000 | | -\$6,000 | \$97,000 |
| 0120-1110 | Rates - Gross Levy | \$5,914,913 | \$5,985,000 | | | -\$60,000 | | \$5,925,000 |
| 0120-1130 | Interest Rural | \$13,486 | \$9,000 | | | \$4,000 | | \$13,000 |
| 0120-2410 | Discount Rural | | | \$542,980 | \$550,000 | | -\$5,000 | \$545,000 |
| 0150-1502 | Interest on Investments | \$505,475 | \$600,000 | | | \$20,000 | | \$620,000 |
| 0170-1633 | Federal Funding - Capital | \$192,782 | \$99,244 | | | \$93,000 | | \$192,244 |
| 0170-2447 | Drought Communities Projects | | | | | | -\$900,000 | -\$900,000 |
| 0205-1633 | Grant - Drought Support | \$0 | \$90,000 | | | -\$90,000 | | \$0 |
| 0205-1810 | Oncost Recovery | \$2,134,637 | \$2,600,000 | | | \$40,000 | | \$2,640,000 |
| 0205-1902 | Insurance Recoupment | \$24,234 | \$12,000 | | | \$12,000 | | \$24,000 |
| 0205-2101 | Salaries/Wages | | | \$1,308,833 | \$1,742,000 | | -\$90,000 | \$1,652,000 |
| 0205-2102 | Annual Leave Accrual | | | \$506,409 | \$580,000 | | \$40,000 | \$620,000 |
| 0205-2103 | Long Service Leave Accrual | | | \$61,097 | \$120,000 | | -\$30,000 | \$90,000 |
| 0205-2104 | Sick Leave | | | \$148,637 | \$230,000 | | -\$30,000 | \$200,000 |
| 0205-2105 | Superannuation | | | \$503,709 | \$643,000 | | -\$15,000 | \$628,000 |
| 0205-2106 | Admin Training | | | \$81,441 | \$75,000 | | \$22,000 | \$97,000 |
| 0205-2108 | Recruitment Expenses | | | \$35,785 | \$25,000 | | \$20,000 | \$45,000 |
| 0205-2112 | Parental Leave | | | \$14,680 | \$10,000 | | \$5,000 | \$15,000 |
| 0205-2209 | Computer Services | | | \$139,881 | \$145,400 | | \$15,000 | \$160,400 |
| 0205-2211 | Electricity-118 Victoria Street | | | \$16,861 | \$50,000 | | -\$15,000 | \$35,000 |
| 0205-2215 | Insurance - Workers Compensation | | | \$61,818 | \$72,000 | | -\$8,000 | \$64,000 |
| 0205-2216 | Insurance - Public Risk | | | \$69,424 | \$80,000 | | -\$10,000 | \$70,000 |
| 0205-2217 | Insurance - Other | | | \$203,429 | \$220,000 | | -\$10,000 | \$210,000 |
| 0205-2218 | Insurance Workers Comp Claim Paymts | | | \$7,673 | \$20,000 | | -\$10,000 | \$10,000 |
| 0205-2221 | Legal Expenses | | | \$95,579 | \$80,000 | | \$20,000 | \$100,000 |
| 0205-2222 | Postage-Corporate Services | | | \$15,103 | \$15,000 | | \$4,000 | \$19,000 |
| 0205-2223 | Printing and Stationery-Corporate Se | | | \$29,447 | \$40,000 | | -\$4,000 | \$36,000 |
| 0205-2227 | Maintenance/Operations | | | \$218,505 | \$150,000 | | \$210,000 | \$360,000 |
| 0205-2228 | Subscriptions | | | \$64,167 | \$90,000 | | -\$20,000 | \$70,000 |
| 0205-2230 | Vehicle Expenses-MFA & CEO | | | \$40,182 | \$40,000 | | \$12,500 | \$52,500 |
| 0205-2231 | Valuation Fees-DNR | | | \$25,604 | \$3,000 | | \$23,000 | \$26,000 |
| 0205-2270 | Workplace Health/Safety | | | \$113,066 | \$190,000 | | -\$45,000 | \$145,000 |
| 0205-2447 | Operational Projects | | | \$340,070 | \$332,200 | | \$39,000 | \$371,200 |
| 0205-2450 | REDP - GRANTS OFFICER | | | \$61,455 | \$0 | | \$76,000 | \$76,000 |
| 0210-1810 | Oncosts-Stores | \$30,517 | \$5,000 | | | \$32,000 | | \$37,000 |
| 0210-2227 | Maintenance/Operations | | | \$498 | \$20,000 | | -\$15,000 | \$5,000 |
| 0310-2106 | Training | | | \$3,105 | \$11,500 | | -\$6,000 | \$5,500 |

| Account Number | Account Name | March 2019 Revenue | Budget 2019 Revenue | March 2019 Expenditure | Budget 2019 Expenditure | Adjustments Revenue | Adjustments Expenditure | Amended Budget April 2018 |
|----------------|-------------------------------------|--------------------|---------------------|------------------------|-------------------------|---------------------|-------------------------|---------------------------|
| 0310-2227 | Maintenance/Operations | | | \$71,802 | \$120,000 | | -\$30,000 | \$90,000 |
| 0310-2447 | Operational Projects | | | \$38,877 | \$70,000 | | -\$25,000 | \$45,000 |
| 0320-1304 | Building Fees/Permits | \$25,878 | \$25,000 | | | \$5,000 | | \$30,000 |
| 0320-2447 | Operational Projects | | | \$0 | \$2,000 | | -\$2,000 | \$0 |
| 0340-2214 | General Expenses | | | \$50,117 | \$10,000 | | \$67,000 | \$77,000 |
| 0340-2447 | Operational Projects | | | \$868 | \$259,000 | | -\$254,500 | \$4,500 |
| 0340-2450 | REDP - ECONOMIC DEVELOPMENT OFFICER | | | \$127,580 | \$0 | | \$225,000 | \$225,000 |
| 0350-1631 | Contribution - Advertising | \$7,091 | \$1,700 | | | \$6,000 | | \$7,700 |
| 0350-2447 | Operational Projects | | | \$34,347 | \$92,500 | | -\$40,000 | \$52,500 |
| 0355-1351 | VIC Sales | \$25,261 | \$41,000 | | | -\$10,000 | | \$31,000 |
| 0355-2228 | VIC Cost of Sales | | | \$20,864 | \$32,000 | | -\$7,000 | \$25,000 |
| 0355-2447 | VIC Operational Projects | | | \$1,397 | \$9,000 | | -\$7,000 | \$2,000 |
| 0401-1615 | R2R Grant Capital | \$662,118 | \$507,881 | | | \$155,000 | | \$662,881 |
| 0401-1633 | Flood Damage 2017 | \$39,853 | \$0 | | | \$40,000 | | \$40,000 |
| 0405-1810 | Oncosts | \$710,086 | \$1,000,000 | | | -\$100,000 | | \$900,000 |
| 0405-2101 | Salaries/Wages | | | \$814,548 | \$1,300,000 | | -\$300,000 | \$1,000,000 |
| 0405-2202 | Works Advertising | | | \$5,276 | \$25,000 | | -\$15,000 | \$10,000 |
| 0405-2227 | Maintenance/Operations | | | \$78,279 | \$75,000 | | \$10,000 | \$85,000 |
| 0405-2230 | Travelling Expenses | | | \$86,421 | \$150,000 | | -\$40,000 | \$110,000 |
| 0405-2274 | Enterprise Bargaining - State | | | \$18,240 | \$0 | | \$19,000 | \$19,000 |
| 0405-2510 | Tech Concessional Rental | | | \$17,686 | \$70,000 | | -\$40,000 | \$30,000 |
| 0430-2227 | Maintenance/Operations | | | \$162,224 | \$175,000 | | \$25,000 | \$200,000 |
| 0440-1306 | Lease Charges | \$8,421 | \$20,000 | | | -\$10,000 | | \$10,000 |
| 0440-2227 | Maintenance/Operations | | | \$127,069 | \$160,000 | | -\$10,000 | \$150,000 |
| 0440-2447 | Operational Projects | | | \$0 | \$40,000 | | \$4,800 | \$44,800 |
| 0450-1810 | Plant Oncosts | \$59,357 | \$68,000 | | | \$6,000 | | \$74,000 |
| 0450-1850 | Plant Hire - Capital Works | \$369,971 | \$600,000 | | | -\$100,000 | | \$500,000 |
| 0450-1851 | Plant Hire - Current Works | \$1,848,535 | \$2,700,000 | | | -\$400,000 | | \$2,300,000 |
| 0450-1901 | Gain/Loss on Sale of Fixed Assets | \$6,613 | \$0 | | | \$6,700 | | \$6,700 |
| 0450-2219 | Motor Vehicle/Plant Operations | | | \$1,411,941 | \$2,000,000 | | -\$250,000 | \$1,750,000 |
| 0460-2227 | Maintenance/Operations | | | \$13,775 | \$50,000 | | -\$30,000 | \$20,000 |
| 0501-1623 | Grant - Operational | \$3,000 | \$0 | | | \$3,000 | | \$3,000 |
| 0501-2101 | Salaries/Wages | | | \$168,251 | \$280,000 | | -\$65,000 | \$215,000 |
| 0501-2106 | Training | | | \$10,547 | \$20,500 | | -\$5,000 | \$15,500 |
| 0501-2202 | Community Services-Advertising | | | \$10,486 | \$1,000 | | \$10,000 | \$11,000 |
| 0501-2227 | Maintenance/Operations | | | \$81,321 | \$15,000 | | \$75,000 | \$90,000 |
| 0501-2447 | Operational Projects | | | \$133,010 | \$41,000 | | \$123,400 | \$164,400 |
| 0505-2447 | Operational Projects | | | \$124,022 | \$217,550 | | -\$37,300 | \$180,250 |

| Account Number | Account Name | March 2019 Revenue | Budget 2019 Revenue | March 2019 Expenditure | Budget 2019 Expenditure | Adjustments Revenue | Adjustments Expenditure | Amended Budget April 2018 |
|----------------|--------------------------------------|--------------------|---------------------|------------------------|-------------------------|---------------------|-------------------------|---------------------------|
| 0510-1710 | Rent Revenue | \$105,067 | \$200,000 | | | -\$75,000 | | \$125,000 |
| 0510-2227 | Maintenance/Operations | | | \$150,152 | \$150,000 | | \$36,000 | \$186,000 |
| 0520-2227 | Maintenance/Operations | | | \$96,506 | \$84,000 | | \$35,000 | \$119,000 |
| 0521-2227 | Maintenance/Operations | | | \$313,364 | \$300,000 | | \$85,000 | \$385,000 |
| 0521-2447 | Operational Projects | | | \$1,584 | \$0 | | \$1,600 | \$1,600 |
| 0522-2227 | Maintenance/Operations | | | \$4,701 | \$3,800 | | \$2,000 | \$5,800 |
| 0522-2301 | Depreciation Tennis Courts | | | \$11,127 | \$7,900 | | \$7,000 | \$14,900 |
| 0525-2227 | Maintenance/Operations | | | \$7,565 | \$7,000 | | \$1,000 | \$8,000 |
| 0525-2447 | Operational Projects | | | \$6,934 | \$5,000 | | \$2,000 | \$7,000 |
| 0530-1610 | Get Playing Places and Spaces | \$80,884 | \$0 | | | \$81,000 | | \$81,000 |
| 0530-1621 | Traineeship Subsidy | \$34,196 | \$0 | | | \$34,200 | | \$34,200 |
| 0530-2102 | Salaries/Wages-Parks & Gardn Trainee | | | \$32,533 | \$0 | | \$40,000 | \$40,000 |
| 0530-2227 | Maintenance/Operations | | | \$378,420 | \$420,000 | | \$50,000 | \$470,000 |
| 0535-2227 | Maintenance/Operations | | | \$122,409 | \$110,000 | | \$30,000 | \$140,000 |
| 0545-2210 | Rate Rebates / Remissions | | | \$11,354 | \$16,000 | | -\$4,000 | \$12,000 |
| 0550-2227 | Maintenance/Operations | | | \$32,968 | \$20,000 | | \$14,000 | \$34,000 |
| 0560-2447 | Operational Projects | | | \$10,643 | \$37,500 | | -\$20,000 | \$17,500 |
| 0575-2447 | Operational Projects | | | \$0 | \$5,000 | | -\$5,000 | \$0 |
| 0605-1203 | Animal Registrations | \$36,728 | \$45,000 | | | -\$5,000 | | \$40,000 |
| 0605-1307 | Infringement NoticesFines/Legal Fees | -\$475 | \$7,500 | | | -\$6,000 | | \$1,500 |
| 0605-1351 | Miscellaneous Dog Charges | \$1,701 | \$250 | | | \$2,000 | | \$2,250 |
| 0605-2106 | Training Compliance | | | \$16,185 | \$8,500 | | \$8,000 | \$16,500 |
| 0605-2227 | Maintenance/Operations | | | \$172,776 | \$185,000 | | \$30,000 | \$215,000 |
| 0605-2447 | Operational Projects | | | \$9,153 | \$28,500 | | -\$15,000 | \$13,500 |
| 0615-2227 | Maintenance/Operations | | | \$55,529 | \$90,000 | | -\$15,000 | \$75,000 |
| 0615-2447 | Operational Projects | | | \$0 | \$8,000 | | -\$8,000 | \$0 |
| 0625-2227 | Maintenance/Operations | | | \$39,486 | \$45,000 | | \$3,000 | \$48,000 |
| 0635-2214 | General Expenses | | | \$29,602 | \$50,000 | | -\$10,000 | \$40,000 |
| 0635-2447 | Operational Projects | | | \$5,155 | \$12,000 | | -\$6,000 | \$6,000 |
| 0640-2202 | Health Department Advertising | | | \$22,119 | \$1,000 | | \$22,000 | \$23,000 |
| 0645-2227 | Maintenance/Operations | | | \$5,719 | \$5,000 | | \$2,000 | \$7,000 |
| 0655-1308 | Wild Dog Exclusion Fencing Funding | \$29,727 | \$22,730 | | | \$7,000 | | \$29,730 |
| 0655-1351 | Stock Routes & Agistment Fees | \$16,214 | \$1,000 | | | \$18,000 | | \$19,000 |
| 0655-2214 | Operations | | | \$264,826 | \$292,500 | | \$38,000 | \$330,500 |
| 0655-2216 | Wild Dog Bounty | | | \$36,300 | \$35,000 | | \$5,000 | \$40,000 |
| 0655-2228 | Wild Dog Forum Expenses | | | \$3,249 | \$0 | | \$4,000 | \$4,000 |
| 0655-2308 | WDEF - Project | | | \$54,207 | \$0 | | \$60,000 | \$60,000 |
| 0655-2444 | Wild Dog Retainer | | | \$18,529 | \$45,000 | | -\$10,000 | \$35,000 |

| Account Number | Account Name | March 2019 Revenue | Budget 2019 Revenue | March 2019 Expenditure | Budget 2019 Expenditure | Adjustments Revenue | Adjustments Expenditure | Amended Budget April 2018 |
|----------------|-------------------------------------|--------------------|---------------------|------------------------|-------------------------|---------------------|-------------------------|---------------------------|
| 0655-2445 | Wild Dog Baiting | | | \$18,583 | \$25,000 | | \$10,000 | \$35,000 |
| 0655-2447 | Operational Projects | | | \$109,745 | \$166,000 | | -\$26,000 | \$140,000 |
| 0655-2449 | REDP - STRATEGIC FENCING *INACTIVE* | | | \$0 | \$586,480 | | -\$586,480 | \$0 |
| 0655-2450 | REDP - STRATEGIC FENCING | | | \$141,459 | \$0 | | \$586,480 | \$586,480 |
| 0720-1356 | DMR Claim | \$0 | \$500,000 | | | -\$500,000 | | \$0 |
| 0720-2214 | RPC Works | | | \$0 | \$350,000 | | -\$350,000 | \$0 |
| 0725-2214 | RMPC Works | | | \$1,416,535 | \$2,229,000 | | -\$300,000 | \$1,929,000 |
| 5115-1120 | Excess Water Charges- Gross Levy | \$98,278 | \$70,000 | | | \$28,000 | | \$98,000 |
| 6430-2447 | Operational Projects | | | \$28,554 | \$76,000 | | -\$21,000 | \$55,000 |

Balonne Shire Council

Statement of Comprehensive Income

For the year ended 30 June 2019

| | Notes | 2019 Actual | Amend. 18/19 | Prop. 18/19 |
|--|-------|---------------------|---------------------|---------------------|
| Income | | | | |
| Revenue | | | | |
| Recurrent revenue | | | | |
| Rates, levies and charges | 3 | 10,475,229 | 10,446,100 | 10,485,100 |
| Fees and charges | 3 | 197,874 | 232,500 | 251,500 |
| Rental income | 3 | 171,294 | 261,000 | 176,000 |
| Interest received | 3 | 552,291 | 647,050 | 671,050 |
| Sales revenue | 3 | 2,123,573 | 3,296,000 | 2,796,000 |
| Other income | 3 | 355,140 | 381,755 | 373,755 |
| Grants, subsidies, contributions and donations | 4 | 3,157,306 | 7,024,300 | 7,017,500 |
| Total recurrent revenue | | 17,032,706 | 22,288,705 | 21,770,905 |
| Capital revenue | | | | |
| Grants, subsidies, contributions and donations | 4 | 2,235,134 | 3,691,283 | 4,020,283 |
| Gain on Revaluation | | 0 | 0 | 0 |
| Total capital revenue | | 2,235,134 | 3,691,283 | 4,020,283 |
| Total revenue | | 19,267,839 | 25,979,988 | 25,791,188 |
| Capital income | 5 | (1,357) | 0 | 6,700 |
| Total income | | 19,266,482 | 25,979,988 | 25,797,888 |
| Expenses | | | | |
| Recurrent expenses | | | | |
| Employee benefits | 6 | (5,175,184) | (6,915,000) | (6,636,000) |
| Materials and services | 7 | (8,000,657) | (11,395,290) | (10,573,790) |
| Finance costs | 8 | (137,901) | (205,893) | (205,893) |
| Depreciation and amortisation | 9 | (6,341,776) | (7,944,942) | (7,951,942) |
| Total recurrent expenses | | (19,655,517) | (26,461,125) | (25,367,625) |
| Capital Expenses | 10 | 0 | 0 | 0 |
| Total expenses | | (19,655,517) | (26,461,125) | (25,367,625) |
| Net operating surplus | | (389,036) | (481,137) | 430,263 |
| Other comprehensive income | | | | |
| Increase / (decrease) in asset revaluation surplus | | 0 | 0 | 0 |
| Total other comprehensive income for the year | | 0 | 0 | 0 |
| Total comprehensive income for the year | | (389,036) | (481,137) | 430,263 |

Balonne Shire Council Statement of Cash Flows

For the year ended 30 June 2019

| | Notes | 2019 Actual | Amend. 18/19 | Prop. 18/19 |
|--|-------|--------------------|--------------------|--------------------|
| Cash flows from operating activities: | | | | |
| Receipts from customers | | 14,480,558 | 14,377,355 | 13,939,355 |
| Payments to suppliers and employees | | (13,847,557) | (18,300,300) | (17,183,800) |
| | | 633,001 | (3,922,945) | (3,244,445) |
| Interest received | | 552,291 | 647,050 | 671,050 |
| Rental income | | 171,294 | 261,000 | 176,000 |
| Non-capital grants and contributions | | 3,157,306 | 7,024,300 | 7,017,500 |
| Borrowing costs | | (128,510) | (186,883) | (186,883) |
| Net cash inflow (outflow) from operating activities | 35 | 4,385,381 | 3,822,522 | 4,433,222 |
| Cash flows from investing activities: | | | | |
| Payments for property, plant and equipment | | (4,311,870) | (6,296,512) | (6,656,312) |
| Payments for intangible assets | | 0 | 0 | 0 |
| Net movement on loans and advances | | 0 | 0 | 0 |
| Proceeds from sale of property, plant and equipment | 5 | 24,048 | 253,000 | 259,700 |
| Grants, subsidies, contributions and donations | | 2,235,134 | 3,691,283 | 4,020,283 |
| Net cash inflow (outflow) from investing activities | | (2,052,688) | (2,352,229) | (2,376,329) |
| Cash flows from financing activities | | | | |
| Proceeds from borrowings | | 0 | 0 | 0 |
| Repayment of borrowings | | (206,727) | (272,313) | (272,313) |
| Net cash inflow (outflow) from financing activities | | (206,727) | (272,313) | (272,313) |
| Net increase (decrease) in cash held | | 2,125,966 | 1,197,980 | 1,784,580 |
| Cash at beginning of reporting period | | 25,595,457 | 25,595,457 | 25,595,457 |
| Cash at end of reporting period | 11 | 27,721,423 | 26,793,437 | 27,380,037 |

Balonne Shire Council

Statement of Financial Position

For the year ended 30 June 2019

| | Notes | 2019 Actual | Amend. 18/19 | Prop. 18/19 |
|--|----------|--------------------|--------------------|--------------------|
| Current Assets | | | | |
| Cash and cash equivalents | 11 | 27,721,423 | 26,793,437 | 27,380,037 |
| Trade and other receivables | 12 | 1,023,502 | 3,468,546 | 3,468,546 |
| Inventories | 13 | 249,124 | 215,581 | 215,581 |
| Other financial assets | 14 | 29,611 | 73,227 | 73,227 |
| | | 29,023,660 | 30,550,791 | 31,137,391 |
| Non-current assets classified as held for sale | 15 | 0 | 0 | 0 |
| Total current assets | 2 | 29,023,660 | 30,550,791 | 31,137,391 |
| Non-current Assets | | | | |
| Property, plant and equipment | 18 | 254,411,479 | 261,147,952 | 261,472,752 |
| Asset Revaluations | | 0 | 0 | 0 |
| Capital works in progress | | 4,739,577 | 688,838 | 688,838 |
| Intangible assets | | 0 | 0 | 0 |
| Total non-current assets | 2 | 259,151,056 | 261,836,790 | 262,161,590 |
| TOTAL ASSETS | | 288,174,716 | 292,387,581 | 293,298,981 |
| Current Liabilities | | | | |
| Trade and other payables | 20 | (5,693) | 655,466 | 655,466 |
| Borrowings | | 72,127 | 290,280 | 290,280 |
| Provisions | 23 | 1,585,542 | 1,687,011 | 1,687,011 |
| Other | | (149,246) | 7,176 | 7,176 |
| Total current liabilities | | 1,502,730 | 2,639,933 | 2,639,933 |
| Non-current Liabilities | | | | |
| Trade and other payables | 20 | 0 | 0 | 0 |
| Interest bearing liabilities | | 2,653,065 | 2,362,786 | 2,362,786 |
| Provisions | 23 | 187,497 | 150,899 | 150,899 |
| Other | | 0 | 0 | 0 |
| Total non-current liabilities | | 2,840,562 | 2,513,685 | 2,513,685 |
| TOTAL LIABILITIES | | 0 | 0 | 0 |
| NET COMMUNITY ASSETS | | 283,831,424 | 287,233,963 | 288,145,363 |
| Community Equity | | | | |
| Shire capital | | 36,249,478 | 36,249,478 | 36,249,478 |
| Asset revaluation reserve | 25 | 199,306,073 | 199,306,073 | 199,306,073 |
| Retained surplus/(deficiency) | | 40,112,536 | 43,515,076 | 44,426,476 |
| Other reserves | 28 | 8,163,336 | 8,163,336 | 8,163,336 |
| TOTAL COMMUNITY EQUITY | | 283,831,424 | 287,233,963 | 288,145,363 |

| Capital Projects 2018/19 | | | | | | | | | | |
|-------------------------------------|-----------------|--|----------------------|--------------------|------------------------------------|------------------------------------|-------------------------|--------------------|-------------------------|------------------|
| | | | | | | | PROPOSED BUDGET 2018-19 | | | |
| | | | Actuals (2.05.19) | Original Budget | Amended Budget - 1st Quarter | Amended Budget - 2nd Quarter | Proposed Budget | Grant/Subsidy | Council contribution | ADJUSTMENT |
| 205 - GENERAL ADMINISTRATION | | | | | | | | | | |
| | 0205-0933-0000 | Replace of SAN | \$24,329 | \$25,000 | \$25,000 | \$25,000 | \$25,000 | \$0 | \$25,000 | |
| | 0205-0934-0000 | Replacement Photocopier - VIC | \$6,653 | \$8,000 | \$8,000 | \$8,000 | \$8,000 | \$0 | \$8,000 | |
| | 0205-0935-0000 | C/O Master Key System | \$8,603 | | | | \$9,500 | \$0 | \$9,500 | \$9,500 |
| | 205-4100 | Corporate Services Capital Projects | \$39,585 | \$33,000 | \$33,000 | \$33,000 | \$42,500 | \$0 | \$42,500 | \$9,500 |
| 410 - INFRASTRUCTURE ROADS | | | | | | | | | | |
| | 0051-3028-0000 | C/O Secret Plains Gravel Resheeting Contribution | \$51,216 | \$60,000 | \$60,000 | \$60,000 | \$52,000 | \$26,000 | \$26,000 | -\$8,000 |
| | 0052-1019-0000 | TIDS KOOROON RD Resheet | \$122,715 | \$300,000 | \$300,000 | \$300,000 | \$125,000 | \$62,500 | \$62,500 | -\$175,000 |
| | 0052-1042-0000 | RTR - Whyenbah Resheet 5.5km | \$174,231 | \$220,000 | \$220,000 | \$232,648 | \$177,648 | \$177,648 | \$0 | -\$55,000 |
| | 0052-2004-0000 | RTR - Cubbie Gravel Resheet 5.5km | \$276,990 | \$222,118 | \$222,118 | \$274,964 | \$276,964 | \$272,964 | \$0 | \$2,000 |
| | 0052-3010-0000 | RTR - Honeyamah Lane 5.5km | \$0 | \$220,000 | \$220,000 | \$0 | \$0 | \$0 | \$0 | \$0 |
| | 0052-4004-0000 | TIDS Mitchell-Bollon Road (206.2km - 219.0km) Gravel | \$361,507 | \$380,000 | \$380,000 | \$380,000 | \$362,000 | \$181,000 | \$181,000 | -\$18,000 |
| | 0053-1019-0000 | TIDS KOOROON RD Culvert | \$391,944 | \$520,000 | \$520,000 | \$520,000 | \$395,000 | \$197,500 | \$197,500 | -\$125,000 |
| | 0058-1008-0000 | C/O RTR - Chelmer Road 4km | \$16,540 | | | | \$17,000 | \$17,000 | \$0 | \$17,000 |
| | 0058-1018-0000 | C/O RTR - Gunnindaddy Road Resheet 10km | \$491,375 | | | | \$492,000 | \$492,000 | \$0 | \$492,000 |
| | 0058-2001-0000 | C/O RTR - Ballandool Road Resheet 3.5km | \$2,079 | | | | \$2,100 | \$2,100 | \$0 | \$2,100 |
| | 0058-2016-0000 | C/O RTR - Narine Road Resheet 2km | \$95,270 | | | | \$96,000 | \$96,000 | \$0 | \$96,000 |
| | 410-4100 | Total Road Capital Projects | \$1,983,867 | \$1,922,118 | \$1,922,118 | \$1,767,612 | \$1,995,712 | \$1,524,712 | \$467,000 | \$228,100 |
| 415 - INFRASTRUCTURE STREETS | | | | | | | | | | |
| | 0068-1105-0000 | REDP St George Kerb & Channel Arthur & Kenny Lane (18/19 financial year component) | \$232,452 | \$191,000 | \$191,000 | \$191,000 | \$178,000 | \$178,000 | \$0 | -\$13,000 |
| | 0170-0449-0000 | DCP Nindigully Bridge and Weir | \$28,385 | | | \$35,000 | \$35,000 | \$35,000 | \$0 | \$0 |
| | 0415-0934-0000 | St George - Footpath Upgrades | \$46,330 | \$60,000 | \$60,000 | \$60,000 | \$60,000 | \$0 | \$60,000 | \$0 |
| | 0415-0935-0000 | C/O DCP St George CBD Stage 3 | \$32,249 | | | | \$33,000 | \$33,000 | \$0 | \$33,000 |
| | 0415-0937-0000 | REDP Dirranbandi Rail & River Precinct Stage 1 (18/19 financial year component) | \$227,751 | \$279,000 | \$279,000 | \$279,000 | \$279,000 | \$279,000 | \$0 | \$0 |
| | 0415-0939-0000 | Boat ramp parking | \$23,648 | | | | \$25,000 | \$25,000 | \$0 | \$25,000 |
| | 0415-0938-0000 | REDP St George CBD & River Foreshore Upgrade (18/19 financial year component) | \$251,688 | \$283,000 | \$283,000 | \$283,000 | \$283,000 | \$283,000 | \$0 | \$0 |
| | 415-4100 | Total Street Capital Projects | \$842,503 | \$813,000 | \$813,000 | \$848,000 | \$893,000 | \$833,000 | \$60,000 | \$45,000 |

| Capital Projects 2018/19 | | | | | | | | | | |
|---|----------------|---|----------------------|--------------------|------------------------------------|------------------------------------|-------------------------|---------------|-------------------------|------------|
| | | | | | | | PROPOSED BUDGET 2018-19 | | | |
| | | | Actuals (2.05.19) | Original Budget | Amended Budget - 1st Quarter | Amended Budget - 2nd Quarter | Proposed Budget | Grant/Subsidy | Council contribution | ADJUSTMENT |
| 425 - INFRASTRUCTURE STORM WATER DRAINAGE - U'GROUND | | | | | | | | | | |
| | 0425-0933-0000 | Dirranbandi - Stormwater Improvements | \$0 | \$40,000 | \$40,000 | \$40,000 | \$40,000 | \$0 | \$40,000 | \$0 |
| | 425.4100 | Total Storm Water Drainage Capital Projects | \$0 | \$40,000 | \$40,000 | \$40,000 | \$40,000 | \$0 | \$40,000 | \$0 |
| 430 - INFRASTRUCTURE WORKS DEPOT | | | | | | | | | | |
| | 0430-0937-0000 | W4Q C/O St George Depot Renovations | \$22,684 | \$ 26,000 | \$26,000 | \$26,000 | \$23,000 | \$23,000 | \$0 | -\$3,000 |
| | 0430-0933-0000 | St George - Doors on Water and Sewerage Depot shed and new roof, ventilation fans and electricity power points and lights | \$36,523 | \$ 35,000 | \$35,000 | \$35,000 | \$37,000 | \$0 | \$37,000 | \$2,000 |
| | 0430-0936-0000 | St George Depot Washdown Bay Upgrade | \$341 | | | | | | | |
| | 430.4100 | Total Works Depot Capital Projects | \$59,548 | \$61,000 | \$61,000 | \$61,000 | \$60,000 | \$23,000 | \$37,000 | -\$1,000 |
| 440 - AERODROMES | | | | | | | | | | |
| | 0440-0933-0000 | St George - Automated Weather Information System (AWIS) | \$0 | \$20,000 | \$20,000 | \$20,000 | \$0 | \$0 | \$0 | -\$20,000 |
| | 0440-0934-0000 | St George - RTP apron and taxiway drainage improvements | \$0 | \$60,000 | \$60,000 | \$60,000 | \$0 | \$0 | \$0 | -\$60,000 |
| | 440.4100 | Total Aerodrome Capital Projects | \$0 | \$80,000 | \$80,000 | \$80,000 | \$0 | \$0 | \$0 | -\$80,000 |
| 450 - INFRASTRUCTURE PLANT & EQUIPMENT | | | | | | | | | | |
| | 0450-0901-0001 | 72" REAR DISCHARGE DECK ZERO TURN FERRIS MOWER | \$32,936 | \$ 37,500 | \$37,500 | \$37,500 | \$33,000 | \$0 | \$33,000 | -\$4,500 |
| | 0450-0901-0002 | COX LAWN BOSS ZERO TURN 35" CITTING DECK | \$5,364 | \$ 5,900 | \$5,900 | \$5,900 | \$5,900 | \$0 | \$5,900 | \$0 |
| | 0450-0901-0003 | 61" REAR DISCHARGE DECK ZERO TURN FERRIS MOWER | \$17,845 | \$ 20,500 | \$20,500 | \$20,500 | \$18,000 | \$0 | \$18,000 | -\$2,500 |
| | 0450-0901-0004 | Water & Sewerage Truck Replacement | \$0 | \$110,000 | \$110,000 | \$110,000 | \$110,000 | \$0 | \$110,000 | \$0 |
| | 0450-0901-0005 | Toyota RAV 4 | \$40,000 | | \$40,000 | \$40,000 | \$40,000 | \$0 | \$40,000 | \$0 |
| | 450.4126 | Total Plant & Equipment Capital Projects | \$96,145 | \$173,900 | \$213,900 | \$213,900 | \$206,900 | \$0 | \$206,900 | -\$7,000 |
| 521 - INFRASTRUCTURE SWIMMING POOLS | | | | | | | | | | |
| | 0521-0933-0000 | W4Q - Thermal Springs (Carry over) | \$29,833 | \$750,000 | \$750,000 | \$750,000 | \$750,000 | \$750,000 | \$0 | \$0 |
| | 521.4100 | Total Swimming Pool Capital Projects | \$29,833 | \$750,000 | \$750,000 | \$750,000 | \$750,000 | \$750,000 | \$0 | \$0 |

| Capital Projects 2018/19 | | | | | | | | | | |
|--|----------------|---|----------------------|--------------------|------------------------------------|------------------------------------|-------------------------|--------------------|-------------------------|------------------|
| | | | | | | | PROPOSED BUDGET 2018-19 | | | |
| | | | Actuals (2.05.19) | Original Budget | Amended Budget - 1st Quarter | Amended Budget - 2nd Quarter | Proposed Budget | Grant/Subsidy | Council contribution | ADJUSTMENT |
| 530 - INFRASTRUCTURE PARKS & GARDENS | | | | | | | | | | |
| | 0530-0945-0000 | DCP - St George River Canoe Ramp | \$140,509 | \$70,000 | \$70,000 | \$141,000 | \$141,000 | \$70,500 | \$70,500 | \$0 |
| | 0530-0940-0000 | Dirranbandi Sports Oval Amenities | \$289,628 | \$200,000 | \$200,000 | \$200,000 | \$290,000 | \$0 | \$290,000 | \$90,000 |
| | 0530-0944-0000 | C/O W4Q Rowden Park Grandstand Refurbishment | \$149,468 | \$150,000 | \$150,000 | \$150,000 | \$150,000 | \$150,000 | \$0 | \$0 |
| | 0530-0933-0000 | Rowden Park - Reinstatement of Playground | \$0 | \$20,000 | \$20,000 | \$20,000 | \$20,000 | \$0 | \$20,000 | \$0 |
| | 0170-0450-0000 | DCP - Dirranbandi and Hebel Projects | \$63,480 | | | \$220,000 | \$220,000 | \$220,000 | \$0 | \$0 |
| | 0170-0451-0000 | DCP - Thallon Recreation Grounds | \$4,787 | | | \$100,000 | \$100,000 | \$100,000 | \$0 | \$0 |
| | 0170-0452-0000 | DCP - Mungindi River Park Crossing | \$49,894 | | | \$150,000 | \$150,000 | \$150,000 | \$0 | \$0 |
| | 0170-0453-0000 | DCP - Rowden Park Oval | \$0 | | | \$165,000 | \$165,000 | \$165,000 | \$0 | \$0 |
| | 0170-0454-0000 | DCP - St George River Foreshore Footpath | \$144,248 | | | \$200,000 | \$200,000 | \$200,000 | \$0 | \$0 |
| | 530-4100 | Total Parks & Gardens Capital Projects | \$842,014 | \$440,000 | \$440,000 | \$1,346,000 | \$1,436,000 | \$1,055,500 | \$380,500 | \$90,000 |
| 535 - INFRASTRUCTURE HALLS/CIVIC/CULTURAL CENTRES | | | | | | | | | | |
| | 535-4100 | Total Hall/Civic/Cultural Centre Capital Projects | \$0 | \$0 | \$0 | \$0 | \$0 | \$0 | \$0 | \$0 |
| 555 - INFRASTRUCTURE SHOWGROUNDS | | | | | | | | | | |
| | 0555-0936-0000 | Bollon Showgrounds - Fire Hydrant/Storage tank | \$0 | \$10,000 | \$10,000 | \$10,000 | \$10,000 | \$0 | \$10,000 | \$0 |
| | 0555-0933-0000 | Dirranbandi Showground - Polocrosse shed fridge | \$0 | \$2,000 | \$2,000 | \$2,000 | \$2,000 | \$0 | \$2,000 | \$0 |
| | 0555-0934-0000 | Hebel Showground - White Rock between entrance to cattle yards (500 metres) | \$9,306 | \$15,000 | \$15,000 | \$15,000 | \$10,000 | \$0 | \$10,000 | -\$5,000 |
| | 0555-0935-0000 | CO W4Q Bollon Showgrounds Kitchen | \$38,862 | | | | \$39,000 | \$39,000 | \$0 | \$39,000 |
| | 0555-0937-0000 | DCP St George Showground Horse Stable Upgrade (#4) | \$29,359 | | | | \$30,000 | \$30,000 | \$0 | \$30,000 |
| | 555-4100 | Total Showgrounds Capital Projects | \$77,527 | \$27,000 | \$27,000 | \$27,000 | \$91,000 | \$69,000 | \$22,000 | \$64,000 |
| 580 - SAFER COMMUNITIES | | | | | | | | | | |
| | 0580-0930-0000 | W4Q/Telstra - CCTV Upgrades | \$10,587 | \$70,000 | \$70,000 | \$70,000 | \$11,000 | \$11,000 | \$0 | -\$59,000 |
| | 580-4100 | Total Safer Communities Capital Projects | \$10,587 | \$70,000 | \$70,000 | \$70,000 | \$11,000 | \$11,000 | \$0 | -\$59,000 |
| 615 - CEMETERY | | | | | | | | | | |
| | 0615-0933-0000 | St George Cemetery - 1 concrete plinth | \$15,351 | \$25,000 | \$25,000 | \$25,000 | \$16,000 | \$0 | \$16,000 | -\$9,000 |
| | 615-4100 | Total Cemetery Capital Projects | \$15,351 | \$25,000 | \$25,000 | \$25,000 | \$16,000 | \$0 | \$16,000 | -\$9,000 |

Capital Projects 2018/19

| | | | | | | | PROPOSED BUDGET 2018-19 | | | |
|---|----------------|--|----------------------|--------------------|------------------------------------|------------------------------------|-------------------------|--------------------|-------------------------|------------------|
| | | | Actuals (2.05.19) | Original Budget | Amended Budget - 1st Quarter | Amended Budget - 2nd Quarter | Proposed Budget | Grant/Subsidy | Council contribution | ADJUSTMENT |
| 625 - PUBLIC TOILETS | | | | | | | | | | |
| | 0625-0933-0000 | Dirranbandi Public Amenity Upgrade | \$0 | \$20,000 | \$20,000 | \$20,000 | \$20,000 | \$0 | \$20,000 | \$0 |
| | 615-4100 | Total Public Toilets Capital Projects | \$0 | \$20,000 | \$20,000 | \$20,000 | \$20,000 | \$0 | \$20,000 | \$0 |
| 4410 - INFRASTRUCTURE URBAN WATER WASTE | | | | | | | | | | |
| | 4410-0933-0000 | St George STP - screw screen with 3-5mm gauge | \$0 | \$25,000 | \$25,000 | \$25,000 | \$25,000 | \$0 | \$25,000 | \$0 |
| | 4410-0934-0000 | Dirranbandi - Service and repair STP primary Sed tank | \$0 | \$100,000 | \$100,000 | \$100,000 | \$100,000 | \$0 | \$100,000 | \$0 |
| | 4410-0935-0000 | St George STP - Replace existing downstream manhole | \$0 | \$10,000 | \$10,000 | \$10,000 | \$10,000 | \$0 | \$10,000 | \$0 |
| | 4410-0938-0000 | C/O BOR-Effluent Reuse - STG STP | \$44,937 | | | | \$45,000 | \$45,000 | \$0 | \$45,000 |
| | 4410-4120 | Total Water Waste Capital Projects | \$44,937 | \$135,000 | \$135,000 | \$135,000 | \$180,000 | \$45,000 | \$135,000 | \$45,000 |
| 5410 - INFRASTRUCTURE URBAN WATER SUPPLY | | | | | | | | | | |
| | 5410-0932-0000 | Whytes Rd - Replace river water poly line from Mitchell St to Reiversands Vineyards | \$32,673 | \$40,000 | \$40,000 | \$40,000 | \$33,000 | \$0 | \$33,000 | -\$7,000 |
| | 5410-0931-0000 | Install River Meters St George | \$28,795 | | | | \$29,000 | \$0 | \$29,000 | \$29,000 |
| | 5410-0933-0000 | Dirranbandi - Water rising main replacement - Kirby and Moore Streets | \$137,630 | \$120,000 | \$120,000 | \$120,000 | \$138,000 | \$0 | \$138,000 | \$18,000 |
| | 5410-0934-0000 | Bollon Showgrounds to Bollon airport - Renew 25mm poly line 950-1000 metres long | \$6,879 | \$15,000 | \$15,000 | \$15,000 | \$7,000 | \$0 | \$7,000 | -\$8,000 |
| | 5410-0935-0000 | St George - River water upgrades - Victoria St (Scott to Church St): Connect Scott St & Balonne St mains to Victoria St 300mm main; Provide new services to connections to 300mm main for properties in Victoria St remove redundant services. | \$31,603 | \$100,000 | \$100,000 | \$100,000 | \$100,000 | \$0 | \$100,000 | \$0 |
| | 5410-0948-0000 | C/O River Main & Hyd - Henry Street | \$6,125 | | | | \$6,200 | \$0 | \$6,200 | \$6,200 |
| | 5410-0949-0000 | St George - Unlined river water fitting replacement program (2-3Yrs) | \$10,551 | \$50,000 | \$50,000 | \$50,000 | \$11,000 | \$0 | \$11,000 | -\$39,000 |
| | 5410-0950-0000 | C/O Dirranbandi Water Tower - New Access Ladders | \$0 | \$25,000 | \$25,000 | \$25,000 | \$25,000 | \$0 | \$25,000 | \$0 |
| | 5410-0951-0000 | C/O Dirranbandi WTP - New Access Ladders | \$0 | \$15,000 | \$15,000 | \$15,000 | \$15,000 | \$0 | \$15,000 | \$0 |
| | 5410-0952-0000 | LGG&SP - Dirranbandi WTP Upgrade | \$489 | \$550,000 | \$550,000 | \$550,000 | \$550,000 | \$330,000 | \$220,000 | \$0 |
| | 5410-4150 | Total water Supply Capital Projects | \$254,745 | \$915,000 | \$915,000 | \$915,000 | \$914,200 | \$330,000 | \$584,200 | -\$800 |
| | | Total Capital Projects | \$4,296,642 | \$5,505,018 | \$5,545,018 | \$6,331,512 | \$6,656,312 | \$4,641,212 | \$2,011,100 | \$324,800 |

| Operational Projects 2018/19 | | | | | | | | | | |
|-------------------------------------|-----------------|--|----------------------|--------------------|------------------------------------|------------------------------------|-------------------------|------------|-------------------------|------------------|
| | | | | | | | Proposed Budget 2018/19 | | | |
| | | | Actuals (2.05.19) | Original Budget | Amended Budget - 1st Quarter | Amended Budget - 2nd Quarter | Total Project | Funding | Council Contribution | ADJUSTMENT |
| 205 - GENERAL ADMINISTRATION | | | | | | | | | | |
| | 0205-0442-0000 | IR/HR Consultancy | \$9,693 | \$20,000 | \$20,000 | \$20,000 | \$20,000 | \$0 | \$20,000 | \$0 |
| | 205- | HR/IR | \$9,693 | \$20,000 | \$20,000 | \$20,000 | \$20,000 | \$0 | \$20,000 | \$0 |
| | 0205-0441-0000 | Levee Bank Contingencies | \$75,611 | \$160,000 | \$160,000 | \$160,000 | \$120,000 | \$0 | \$120,000 | -\$40,000 |
| | 0205-0444-0000 | Replacement and New PC's/Laptops | \$27,781 | \$20,000 | \$20,000 | \$30,000 | \$30,000 | \$0 | \$30,000 | |
| | 0205-0446-0000 | Local Law Review | \$21,100 | | | | \$21,000 | \$0 | \$21,000 | \$21,000 |
| | 0205-0452-0000 | Community Drought Support | \$152,906 | \$0 | \$0 | \$0 | \$90,000 | \$0 | \$90,000 | \$90,000 |
| | 0205-0448-0000 | Asset Valuations | \$34,682 | \$8,000 | \$8,000 | \$45,000 | \$45,000 | \$0 | \$45,000 | \$0 |
| | 0205-0461-0000 | Risk Module | \$18,491 | \$0 | \$16,500 | \$51,500 | \$51,500 | \$0 | \$51,500 | \$0 |
| | 0205-0462-0000 | Customer After Hours Call Centre | \$0 | \$5,000 | \$5,000 | \$0 | \$0 | \$0 | \$0 | \$0 |
| | 0205-0443-0000 | Magiq Mobile Module & Publishing Portal | \$10,280 | \$3,700 | \$3,700 | \$13,700 | \$13,700 | \$0 | \$13,700 | \$0 |
| | | Magiq Publishing Portal | | \$9,000 | \$9,000 | \$0 | \$0 | \$0 | \$0 | |
| | 0205-0449-0000 | IT Security Review | \$0 | \$12,000 | \$12,000 | \$12,000 | \$0 | \$0 | \$0 | -\$12,000 |
| | 205-2447 | Corporate Services Operational Projects | \$340,851 | \$217,700 | \$234,200 | \$312,200 | \$371,200 | \$0 | \$371,200 | \$59,000 |
| 310-PLANNING | | | | | | | | | | |
| | 320-2447 | Building Operational Projects | | | | | | | | |
| | 0310-0445-0000 | Planning Scheme education | \$3,666 | \$8,000 | \$8,000 | \$8,000 | \$5,000 | \$0 | \$5,000 | -\$3,000 |
| | 0310-0448-0000 | Native Title/ILUA Briefing Sessions - legal | \$0 | \$12,000 | \$12,000 | \$12,000 | \$0 | \$0 | \$0 | -\$12,000 |
| | 0310-0449-0000 | Audit of Quarries - legal requirement | \$35,229 | \$50,000 | \$50,000 | \$50,000 | \$40,000 | \$0 | \$40,000 | -\$10,000 |
| | 310-2447 | Planning Operational Projects | \$38,895 | \$70,000 | \$70,000 | \$70,000 | \$45,000 | \$0 | \$45,000 | -\$25,000 |
| 320- BUILDING | | | | | | | | | | |
| | 0320-0445-0000 | Building Educational Resources | \$0 | \$2,000 | \$2,000 | \$2,000 | \$0 | \$0 | \$0 | -\$2,000 |
| | 320-2447 | Building Operational Projects | \$0 | \$2,000 | \$2,000 | \$2,000 | \$0 | \$0 | \$0 | -\$2,000 |
| 340 - ECONOMIC DEVELOPMENT | | | | | | | | | | |
| | 0340-0446-0000 | Subscriptions and Memberships | \$868 | \$22,000 | \$22,000 | \$22,000 | \$2,000 | \$0 | \$2,000 | -\$20,000 |
| | 0340-0448-0000 | Bettering Balonne | \$0 | \$4,500 | \$4,500 | \$4,500 | \$4,500 | \$0 | \$4,500 | \$0 |
| | 0340-0452-0000 | REDP Project - Economic Development Officer | \$133,317 | \$225,000 | \$225,000 | \$225,000 | \$0 | \$0 | \$0 | -\$225,000 |

| Operational Projects 2018/19 | | | | | | | | | | |
|------------------------------|--|---|----------------------|--------------------|------------------------------------|------------------------------------|-------------------------|------------------|-------------------------|-------------------|
| | | | | | | | Proposed Budget 2018/19 | | | |
| | | | Actuals (2.05.19) | Original Budget | Amended Budget - 1st Quarter | Amended Budget - 2nd Quarter | Total Project | Funding | Council Contribution | ADJUSTMENT |
| | 340-2447 | Economic Development Operational Projects | \$134,185 | \$251,500 | \$251,500 | \$251,500 | \$6,500 | \$0 | \$6,500 | -\$245,000 |
| | 0350-0444-0000 | Shire Tourism Marketing | \$4,588 | \$12,000 | \$12,000 | \$12,000 | \$12,000 | \$0 | \$12,000 | \$0 |
| | 0350-0445-0000 | Yellowbelly Festival | \$1,438 | \$3,000 | \$3,000 | \$3,000 | \$3,000 | \$0 | \$3,000 | \$0 |
| | 0350-0446-0000 | Shire Town Maps & publications | \$0 | \$5,000 | \$5,000 | \$5,000 | \$5,000 | \$0 | \$5,000 | \$0 |
| | 0350-0447-0000 | Recreational Vehicle Strategy (signage etc) | \$0 | \$10,000 | \$50,000 | \$50,000 | \$10,000 | \$0 | \$10,000 | -\$40,000 |
| | 0350-0448-0000 | Shire Tourism Brochure (and bird brochure) | \$28,339 | \$15,000 | \$22,500 | \$22,500 | \$22,500 | \$0 | \$22,500 | \$0 |
| | 350-2447 | Tourism Operational Projects | \$34,366 | \$45,000 | \$92,500 | \$92,500 | \$52,500 | \$0 | \$52,500 | -\$40,000 |
| | 355- VISITOR INFORMATION CENTRE | | | | | | | | | |
| | 0355-0448-0000 | VIC Volunteer Expenses | \$1,397 | \$4,000 | \$4,000 | \$4,000 | \$2,000 | \$0 | \$2,000 | -\$2,000 |
| | 0355-0447-0000 | Enclosed weatherproof storage room | \$0 | \$5,000 | \$5,000 | \$5,000 | \$0 | \$0 | \$0 | -\$5,000 |
| | 355-2447 | VIC Operational Projects | \$1,397 | \$9,000 | \$9,000 | \$9,000 | \$2,000 | \$0 | \$2,000 | -\$7,000 |
| | 440 - AERODROMES | | | | | | | | | |
| | 0440-0447-0000 | Airport Master Plan - St George | \$0 | \$40,000 | \$40,000 | \$40,000 | \$44,800 | \$0 | \$44,800 | \$4,800 |
| | 440-4100 | Total Aerodrome Operational Projects | \$0 | \$40,000 | \$40,000 | \$40,000 | \$44,800 | \$0 | \$44,800 | \$4,800 |
| | 501 - COMMUNITY DEVELOPMENT | | | | | | | | | |
| | 0501-0443-0000 | Young Leaders Bursary | \$0 | \$7,000 | \$7,000 | \$7,000 | \$3,000 | \$0 | \$3,000 | -\$4,000 |
| | 0501-0444-0000 | Community Safety Group | \$995 | \$3,000 | \$3,000 | \$3,000 | \$2,000 | \$0 | \$2,000 | -\$1,000 |
| | 0501-0447-0000 | Community Events | \$9,378 | \$15,000 | \$15,000 | \$15,000 | \$15,000 | \$0 | \$15,000 | \$0 |
| | 0501-0449-0000 | Get Ready Program | \$10,512 | \$11,000 | \$11,000 | \$11,000 | \$11,000 | \$11,000 | \$0 | \$0 |
| | 0501-0452-0000 | Commun Coll Wbeing Serv Coord | \$105,162 | | | | \$120,000 | \$120,000 | \$0 | \$120,000 |
| | 0501-0460-0000 | Balonne remembers - end of WW1 | \$5,137 | | | | \$8,400 | \$3,000 | \$5,400 | \$8,400 |
| | 0501-0446-0000 | Community Calendar | \$4,796 | \$5,000 | \$5,000 | \$5,000 | \$5,000 | \$0 | \$5,000 | \$0 |
| | 501-2447 | Community Development Operational Projects | \$135,981 | \$41,000 | \$41,000 | \$41,000 | \$164,400 | \$134,000 | \$30,400 | \$123,400 |
| | 505 - LIBRARIES | | | | | | | | | |
| | 0505-0444-0000 | First 5 Forever | \$3,006 | \$1,658 | \$1,658 | \$3,000 | \$3,000 | \$3,000 | \$0 | \$0 |
| | 0505-0445-0000 | Digital Literacy Program | \$4,522 | \$10,000 | \$10,000 | \$10,000 | \$10,000 | \$0 | \$10,000 | \$0 |
| | 0505-0446-0000 | General Library Programs | \$1,115 | \$10,000 | \$10,000 | \$10,000 | \$10,000 | \$0 | \$10,000 | \$0 |
| | 0505-0448-0000 | Pop Up Gallery | \$355 | \$2,000 | \$2,000 | \$2,000 | \$1,000 | \$0 | \$1,000 | -\$1,000 |
| | 0505-0449-0000 | Sustainable multi user hub | \$102,917 | \$46,300 | \$46,300 | \$152,550 | \$106,250 | \$106,250 | \$0 | -\$46,300 |
| | | Duress alarm and CCTV camera | \$0 | | | | \$10,000 | \$0 | \$10,000 | \$10,000 |
| | 0505-0450-0000 | Deadly Digital Communities | \$0 | \$0 | \$0 | \$10,000 | \$10,000 | \$10,000 | \$0 | \$0 |
| | 0505-0447-0000 | Balonne Book on Wheels | \$12,737 | \$0 | \$0 | \$30,000 | \$30,000 | \$30,000 | \$0 | \$0 |
| | 505-2447 | Library Operational Projects | \$124,653 | \$69,958 | \$69,958 | \$217,550 | \$180,250 | \$149,250 | \$31,000 | -\$37,300 |

| Operational Projects 2018/19 | | | | | | | | | | |
|--------------------------------------|----------------|--|----------------------|--------------------|------------------------------------|------------------------------------|-------------------------|----------|-------------------------|------------|
| | | | | | | | Proposed Budget 2018/19 | | | |
| | | | Actuals (2.05.19) | Original Budget | Amended Budget - 1st Quarter | Amended Budget - 2nd Quarter | Total Project | Funding | Council Contribution | ADJUSTMENT |
| 520 - SPORT AND RECREATION | | | | | | | | | | |
| | 0520-0447-0000 | SCP - Dirranbandi Multipurpose Sports Facility - Kitchen Fit Out | \$0 | \$0 | \$0 | \$0 | \$12,000 | \$6,000 | \$6,000 | \$12,000 |
| 521 - SWIMMING POOLS | | | | | | | | | | |
| | 0521-0441-0000 | C/O - Dirranbandi Pool Waterproof Shelving | \$1,584 | | | | \$1,600 | \$0 | \$1,600 | \$1,600 |
| 525 - ARTS | | | | | | | | | | |
| | 0525-0208-0000 | RADF | \$19,692 | \$37,060 | \$37,060 | \$37,060 | \$37,060 | \$25,000 | \$12,060 | \$0 |
| | 525-2208 | RADF | \$19,692 | \$37,060 | \$37,060 | \$37,060 | \$37,060 | \$25,000 | \$12,060 | \$0 |
| | 0525-0448-0000 | SW Indigenous Cultural Precinct | \$6,934 | | | | \$7,000 | \$0 | \$7,000 | \$7,000 |
| | 0525-0444-0000 | Dirranbandi Rail Precinct - Arts Council | \$0 | \$5,000 | \$5,000 | \$5,000 | \$0 | \$0 | \$0 | -\$5,000 |
| | 525-2447 | Arts | \$0 | \$5,000 | \$5,000 | \$5,000 | \$7,000 | \$0 | \$7,000 | \$2,000 |
| 530 - INFRASTRUCTURE PARKS & GARDENS | | | | | | | | | | |
| | 0530-0442-0000 | C/O Rowden Park Strategic Plan | \$0 | | | | | | | |
| | 530-2447 | Total Parks & Garden Operation Projects | \$0 | \$0 | \$0 | \$0 | \$0 | \$0 | \$0 | \$0 |
| 545 - COMMUNITY DONATIONS/ASSISTANCE | | | | | | | | | | |
| | 0545-0208-0000 | Community Donations | \$15,535 | \$18,000 | \$18,000 | \$18,000 | \$18,000 | \$0 | \$18,000 | \$0 |
| | 545-2208 | Total Donations & Assistance Operation Projects | \$15,535 | \$18,000 | \$18,000 | \$18,000 | \$18,000 | \$0 | \$18,000 | \$0 |
| 560 - WORK CAMP | | | | | | | | | | |
| | 0560-0447-0000 | WORK Camp Program | \$10,643 | \$37,500 | \$37,500 | \$37,500 | \$17,500 | \$0 | \$17,500 | -\$20,000 |
| | 560-2447 | WORK CAMP Program | \$10,643 | \$37,500 | \$37,500 | \$37,500 | \$17,500 | \$0 | \$17,500 | -\$20,000 |
| 575 - YOUTH COUNCIL | | | | | | | | | | |
| | 0575-0448-0000 | Youth Council | \$0 | \$5,000 | \$5,000 | \$5,000 | \$0 | \$0 | \$0 | -\$5,000 |
| | 575-2447 | Youth Council | \$0 | \$5,000 | \$5,000 | \$5,000 | \$0 | \$0 | \$0 | -\$5,000 |
| 605 - ANIMAL CONTROL | | | | | | | | | | |
| | 0605-0446-0000 | Pound Equipment | \$1,832 | \$3,500 | \$3,500 | \$3,500 | \$2,500 | \$0 | \$2,500 | -\$1,000 |
| | 0605-0447-0000 | Pensioner Dog Program | \$476 | \$1,000 | \$1,000 | \$1,000 | \$1,500 | \$0 | \$1,500 | \$500 |
| | 0605-0448-0000 | Microchipping Program | \$6,659 | \$5,000 | \$5,000 | \$5,000 | \$8,500 | \$0 | \$8,500 | \$3,500 |
| | 0605-0445-0000 | Installation of Duress alarms at Pound & rural Lands office | \$0 | \$4,000 | \$4,000 | \$4,000 | \$0 | \$0 | \$0 | -\$4,000 |
| | 0605-0449-0000 | Local Law Compliance training | \$186 | \$10,000 | \$10,000 | \$15,000 | \$1,000 | \$0 | \$1,000 | -\$14,000 |
| | 605-2447 | Animal Control Operational Projects | \$9,153 | \$23,500 | \$23,500 | \$28,500 | \$13,500 | \$0 | \$13,500 | -\$15,000 |
| 615 - CEMETERY | | | | | | | | | | |
| | 0615-0441-0000 | Digitalisation of Cemetery Records | \$0 | \$8,000 | \$8,000 | \$8,000 | \$0 | \$0 | \$0 | -\$8,000 |
| | 615-2447 | Total Cemetery Operation Projects | \$0 | \$8,000 | \$8,000 | \$8,000 | \$0 | \$0 | \$0 | -\$8,000 |

| Operational Projects 2018/19 | | | | | | | | | | |
|----------------------------------|------------------|--|----------------------|--------------------|------------------------------------|------------------------------------|-------------------------|-----------------|-------------------------|------------------|
| | | | | | | | Proposed Budget 2018/19 | | | |
| | | | Actuals (2.05.19) | Original Budget | Amended Budget - 1st Quarter | Amended Budget - 2nd Quarter | Total Project | Funding | Council Contribution | ADJUSTMENT |
| 635 - NATURAL ENVIRONMENT | | | | | | | | | | |
| | 0635-0446-0000 | National Tree Day | \$0 | \$1,000 | \$1,000 | \$1,000 | \$1,000 | \$0 | \$1,000 | \$0 |
| | 0635-0448-0000 | Mosquito Management Program/Survey | \$5,155 | \$5,000 | \$5,000 | \$5,000 | \$5,000 | \$0 | \$5,000 | \$0 |
| | 0635-0449-0000 | Gravel Pit Signage | \$0 | \$0 | \$0 | \$6,000 | \$0 | \$0 | \$0 | -\$6,000 |
| | 635-2447 | Natural Environment Operational Projects | \$5,155 | \$6,000 | \$6,000 | \$12,000 | \$6,000 | \$0 | \$6,000 | -\$6,000 |
| 655 - RURAL SERVICES | | | | | | | | | | |
| | 0655-0216-0000 | Wild Dog Bounty | \$36,300 | \$35,000 | \$35,000 | \$35,000 | \$35,000 | \$0 | \$35,000 | \$0 |
| | 655-2216 | Total Wild Dog Bounty | \$36,300 | \$35,000 | \$35,000 | \$35,000 | \$35,000 | \$0 | \$35,000 | \$0 |
| | 0655-0444-0000 | Wild Dog Retainer | \$18,716 | \$45,000 | \$45,000 | \$45,000 | \$45,000 | \$0 | \$45,000 | \$0 |
| | 655-2444 | Wild Dog Retainer | \$18,716 | \$45,000 | \$45,000 | \$45,000 | \$45,000 | \$0 | \$45,000 | \$0 |
| | 0655-0445-0000 | Wild Dog Baiting | \$18,583 | \$25,000 | \$25,000 | \$25,000 | \$25,000 | \$0 | \$25,000 | \$0 |
| | 655-2445 | Wild Dog Baiting | \$18,583 | \$25,000 | \$25,000 | \$25,000 | \$25,000 | \$0 | \$25,000 | \$0 |
| | 0655-0450-0000 | Development of Biosecurity Plan (replacing the Pest & Weed Plan and a review of the Feral Animal Levy) | \$30,495 | \$40,000 | \$40,000 | \$40,000 | \$42,000 | | \$42,000 | \$2,000 |
| | 0655-0446-0000 | Firebreaks | \$0 | \$25,000 | \$25,000 | \$25,000 | \$5,000 | \$0 | \$5,000 | -\$20,000 |
| | 0655-0447-0000 | Miscellaneous Fencing projects | \$15,750 | \$20,000 | \$20,000 | \$20,000 | \$20,000 | \$0 | \$20,000 | \$0 |
| | 0655-0449-0000 | Desilt Dams | \$0 | \$6,000 | \$6,000 | \$6,000 | \$3,000 | \$0 | \$3,000 | -\$3,000 |
| | 0655-0442-0000 | Washdown Facility Maintenance | \$13,143 | \$22,000 | \$22,000 | \$22,000 | \$17,000 | \$17,000 | \$0 | -\$5,000 |
| | 0655-0448-0000 | Parthenium mapping, controls and awareness QMDC | \$18,902 | \$53,000 | \$53,000 | \$53,000 | \$53,000 | \$53,000 | \$0 | \$0 |
| | 655-2447 | Operational Projects | \$78,291 | \$166,000 | \$166,000 | \$166,000 | \$140,000 | \$70,000 | \$70,000 | -\$26,000 |
| | 0655-0441-0000 | DAFF Project -Aerial Baiting, trapping & monitoring | \$69,567 | \$90,000 | \$90,000 | \$90,000 | \$90,000 | \$90,000 | \$0 | \$0 |
| | 655-2448 | DAFF Project | \$69,567 | \$90,000 | \$90,000 | \$90,000 | \$90,000 | \$90,000 | \$0 | \$0 |
| 5410 - WATER SUPPLY | | | | | | | | | | |
| | 5410-0442-0000 | C/O Dirranbandi WTP Report | \$0 | | | | | | | |
| | 5410-2447 | Water Supply Operational Projects | \$0 | \$0 | \$0 | \$0 | \$0 | \$0 | \$0 | \$0 |

| Operational Projects 2018/19 | | | | | | | | | | |
|---|------------------|--|----------------------|--------------------|------------------------------------|------------------------------------|-------------------------|------------------|-------------------------|-------------------|
| | | | | | | | Proposed Budget 2018/19 | | | |
| | | | Actuals (2.05.19) | Original Budget | Amended Budget - 1st Quarter | Amended Budget - 2nd Quarter | Total Project | Funding | Council Contribution | ADJUSTMENT |
| 6430 - WASTE/LANDFILL | | | | | | | | | | |
| | 6430-0443-0000 | Purchase & install of ventilated storage container | \$5,137 | \$5,000 | \$5,000 | \$5,000 | \$5,000 | \$0 | \$5,000 | \$0 |
| | 6430-0444-0000 | landfill fencing repairs and maintenance | \$4,787 | \$3,000 | \$3,000 | \$3,000 | \$10,300 | \$0 | \$10,300 | \$7,300 |
| | 6430-0445-0000 | Signage - local laws | \$0 | \$2,000 | \$2,000 | \$2,000 | \$0 | \$0 | \$0 | -\$2,000 |
| | 6430-0446-0000 | Waste Education Program | \$0 | \$5,000 | \$5,000 | \$5,000 | \$0 | \$0 | \$0 | -\$5,000 |
| | 6430-0447-0000 | Annual Shire Cleanup | \$18,630 | \$20,000 | \$20,000 | \$20,000 | \$18,700 | \$0 | \$18,700 | -\$1,300 |
| | 6430-0448-0000 | Fire Mitigation for Landfills | \$0 | \$1,000 | \$1,000 | \$1,000 | \$1,000 | \$0 | \$1,000 | \$0 |
| | 6430-0449-0000 | Landfill Remediation Report | \$0 | \$40,000 | \$40,000 | \$40,000 | \$20,000 | \$0 | \$20,000 | -\$20,000 |
| | 6430-2447 | Waste/Landfill Operational Projects | \$28,554 | \$76,000 | \$76,000 | \$76,000 | \$55,000 | \$0 | \$55,000 | -\$21,000 |
| Grand Total Operational Projects | | | \$1,131,791 | \$1,343,218 | \$1,407,218 | \$1,643,810 | \$1,389,310 | \$474,250 | \$915,060 | -\$254,500 |

OFFICER REPORT

TO: Council

SUBJECT: Monthly Finance Report April 2019

DATE: 06.05.19

AGENDA REF: FCS7

AUTHOR: Tracey Lee - Manager Finance Services

Executive Summary

Monthly Finance Report April 2019

Link to Corporate Plan

| Key Foundation Area | Key Program Area |
|---------------------|---|
| <u>Governance</u> | Financial management for long-term sustainability |

Attachments

1. Monthly Finance Report April 2019 [↓](#)

Recommendation/s

That the monthly Financial Management Report for the period ending 30 April 2019, as tabled, be received and noted.

Michelle Clarke
Director Finance & Corporate Services

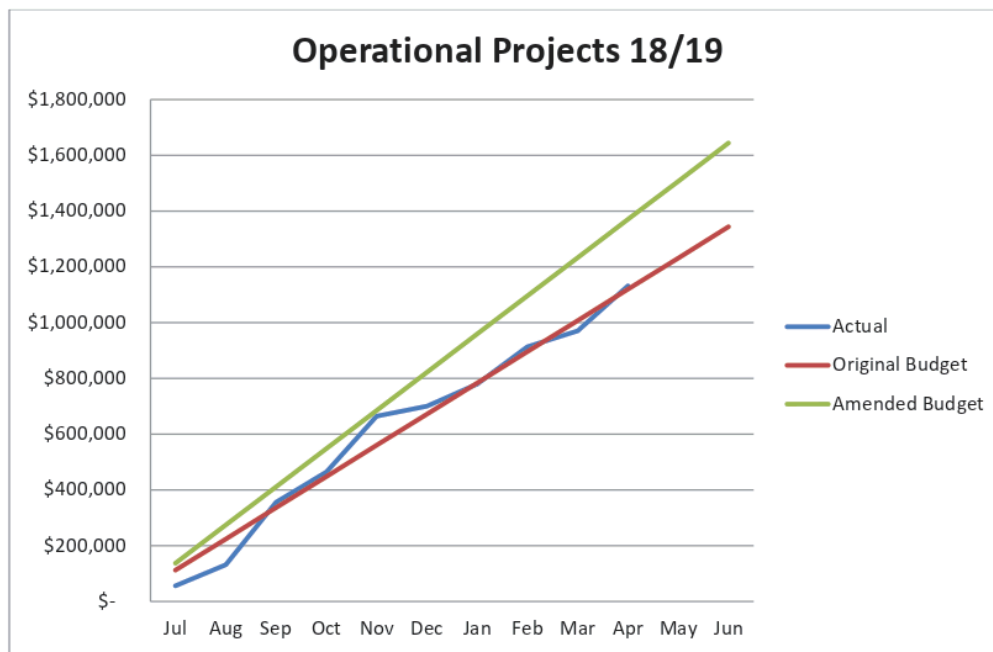
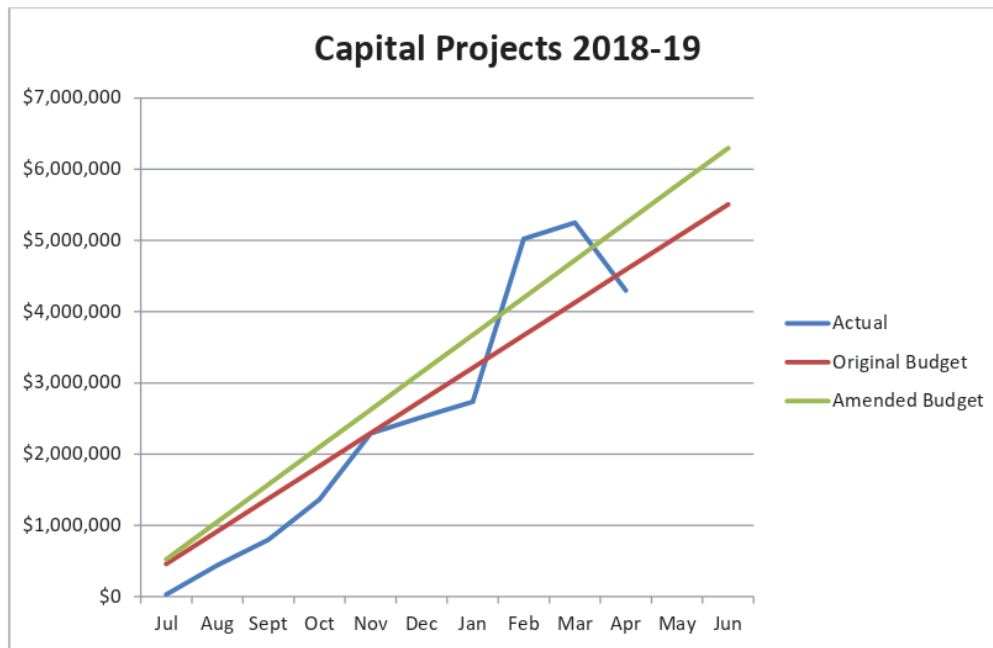
Finance Report

Month Ending 30 April 2019

Table of Contents

| | |
|--|---|
| Capital Projects Actuals vs Budget Graphs | 1 |
| Statement of Comprehensive Income & Commentary | 2 |
| Statement of Financial Position & Commentary | 5 |
| Statement of Cash Flows | 8 |
| Key Performance Indicators | 9 |

CAPITAL AND OPERATIONAL PROJECTS ACTUALS VS BUDGET



Refer to Capital and Operation Projects Report located in the Finance Information Reports Section for additional project information. NOTE: Committed costs not in Actual value as at 30 April 2019.

Balonne Shire Council
Statement of Comprehensive Income
For the period ended 30 April 2019
84% of Year Expired

| | Note | 2018/19 Actual | 2018/19 Original Budget | 2018/19 Amended Budget | % |
|--|------|---------------------|----------------------------|---------------------------|------------|
| Income | | | | | |
| Revenue | | | | | |
| Recurrent revenue | | | | | |
| Rates, levies and charges | 1 | 10,475,229 | 10,446,100 | 10,446,100 | 100% |
| Fees and charges | 2 | 197,874 | 232,500 | 232,500 | 85% |
| Rental income | 3 | 171,294 | 261,000 | 261,000 | 66% |
| Interest received | 4 | 592,628 | 447,050 | 647,050 | 92% |
| Sales revenue | 5 | 2,123,573 | 2,317,000 | 3,296,000 | 64% |
| Other income | 6 | 355,139 | 224,350 | 381,755 | 93% |
| Grants, subsidies, contributions and donations | 7 | 3,157,306 | 6,909,508 | 7,024,300 | 45% |
| Total recurrent revenue | | 17,073,043 | 20,837,508 | 22,288,705 | 82% |
| Capital revenue | | | | | |
| Grants, subsidies, contributions and donations | 8 | 2,235,134 | 3,748,018 | 3,691,283 | 61% |
| Total capital revenue | | 2,235,134 | 3,748,018 | 3,691,283 | 60% |
| Total revenue | | 19,308,177 | 24,585,526 | 25,979,988 | 79% |
| Capital income | 13 | (1,358) | 0 | 0 | |
| Total income | | 19,306,819 | 24,585,526 | 25,979,988 | 79% |
| Expenses | | | | | |
| Recurrent expenses | | | | | |
| Employee benefits | 9 | (5,175,184) | (6,400,000) | (6,915,000) | 75% |
| Materials and services | 10 | (8,000,657) | (9,749,198) | (11,395,290) | 70% |
| Finance costs | 11 | (151,621) | (205,893) | (205,893) | 74% |
| Depreciation and amortisation | 12 | (6,341,776) | (7,944,942) | (7,944,942) | 80% |
| Total recurrent expenses | | (19,669,238) | (24,300,033) | (26,461,125) | 81% |
| Capital Expenses | | 1,357 | 0 | 0 | |
| Total expenses | | (19,669,238) | (24,300,033) | (26,461,125) | 81% |
| Total comprehensive income for the year | | (362,419) | 285,493 | (481,137) | |

Statement of Comprehensive Income

For the period ended 30 April 2019

General

A commentary with regards to the Statement of Comprehensive Income is provided for Council information. As a general rule, actuals should now be at 84% of the budget. Where there are significant variances from budget a brief explanation is provided.

1 Rates, levies and Charges

Rates levying has been completed for the 18/19 financial year thus this is 100% complete.

2 Fees and Charges

On target.

3 Rental Income

Behind budget by 18%. Some minor budget adjustments have been proposed in the budget revision for adoption at this Council meeting.

4 Interest Received

Ahead of budget by 8% as our substantial cash balance continues to attract interest. The April QTC interest rate was 2.79% and Westpac 2.35% for the month. A slight increase to the budget has been proposed in the 3rd Quarter budget review.

5 Sales Revenue

April figures have this line item behind budget by 20%. A decrease in budget of \$500,000 has been proposed in the 3rd Quarter revision to represent current works contracts. If this budget adjustment had already been made then this line item would be sitting at 76% which is only 8% behind budget.

6 Other Income

Currently sitting at 9% ahead of budget this has reduced from 12% at the end of March.

7 Recurrent Grants and Subsidies

One of the biggest influencing factors in the variance between actuals and budget is the budgeting of advance payment for the 19/20 FAGs grant allocation. The real percentage variance without this budget item is 74% which is only 10% behind budget with the last payment of the 18/19 allocation to be received in May. For further grant information refer to the grants report located in the monthly information finance report.

8 Capital Grants and Subsidies

Currently sitting at 61% for the end of April up from 57% at the end of March. More information on grant details can be located in the monthly information finance report.

9 Employee Benefits

Under budget by 9% most likely due to some staff vacancies. Some budget adjustments have been proposed in the 3rd Quarter revision which will see this line item reduce by \$279,000 which will reflect more accurately the variance in actuals and budget.

10 Materials and Services

Under budget by 14%. The impact is spread across a number of functions of Council. However, some budget adjustments have been proposed in the 3rd Quarter revision which will see this line item reduce by \$821,500 which is a result of a project budget item being budgeted as an operational project cost as well as in WIP.

11 Finance Costs

Behind budget target by 10% however, there are no concerns with this line item as the value is not material.

12 Depreciation

Depreciation continues to report at 4% behind budget. However, as capital projects are completed and capitalised within PCS they will start to depreciate which will impact the final depreciation result.

Balonne Shire Council
Statement of Financial Position

As at 30 April 2019

| | Actual | Original Budget | Amended Budget |
|--------------------------------------|--------------------|--------------------|--------------------|
| Current Assets | | | |
| Cash and cash equivalents | 9,659,651 | 563,217 | 4,209,515 |
| QTC Cash Fund | 13,600,377 | 15,377,766 | 15,377,766 |
| Investments | 4,500,033 | 7,206,156 | 7,206,156 |
| Rates Outstanding | 760,167 | 255,730 | 255,730 |
| Trade and other receivables | 263,335 | 3,212,816 | 3,212,816 |
| Inventories | 249,124 | 215,581 | 215,581 |
| Other financial assets | 29,611 | 73,227 | 73,227 |
| Total current assets | 29,062,298 | 26,904,493 | 30,550,791 |
| Non-current Assets | | | |
| Property, plant and equipment | 254,411,479 | 260,492,458 | 261,147,952 |
| Capital works in progress | 4,739,576 | 688,838 | 688,838 |
| Total non-current assets | 259,151,055 | 261,181,296 | 261,836,790 |
| TOTAL ASSETS | 288,213,353 | 288,085,789 | 292,387,581 |
| Current Liabilities | | | |
| Trade and other payables | (5,693) | 655,466 | 655,466 |
| Borrowings | 84,147 | 290,280 | 290,280 |
| Provisions | 1,585,542 | 1,687,011 | 1,687,011 |
| Other | (149,246) | 7,176 | 7,176 |
| Total current liabilities | 1,514,750 | 2,639,933 | 2,639,933 |
| Non-current Liabilities | | | |
| Borrowings | 2,653,065 | 2,362,786 | 2,362,786 |
| Provisions | 187,497 | 150,899 | 150,899 |
| Total non-current liabilities | 2,840,562 | 2,513,685 | 2,513,685 |
| TOTAL LIABILITIES | 4,355,312 | 5,153,618 | 5,153,618 |
| NET COMMUNITY ASSETS | 283,858,041 | 282,932,171 | 287,233,963 |
| Community Equity | | | |
| Shire capital | 76,388,632 | 78,555,656 | 79,764,554 |
| Asset revaluation reserve | 199,306,073 | 197,400,285 | 199,306,073 |
| Other reserves | 8,163,336 | 6,976,230 | 8,163,336 |
| TOTAL COMMUNITY EQUITY | 283,858,041 | 282,932,171 | 287,233,963 |

Statement of Financial Position

For the period ended 30 April 2019

General

A commentary with regards to the Statement of Financial Position is provided for Council information. Where there are significant variances from budget a brief explanation is provided.

ASSETS:

Cash and cash equivalents

Due to the recent receipt of funds for payment of the second rates levy, Council's operating bank account is holding a large amount of cash. As a result Council will be looking to actively invest some of these funds to generate greater interest revenue.

QTC Cash Fund

Likely to increase with the reallocation of cash from the general operating bank account.

Investments

Will increase due to the active investment of cash currently held in the general operating bank account.

Rates Outstanding

This line item is in part impacted by those rate payers on current payment arrangements. It should reduce over time. For more information in relation to outstanding rate arrears refer to the Rates Status Report in the monthly finance information report.

Trade and Other Receivables

Currently being review to establish budget assumption.

Property, Plant and Equipment

This balance will be impacted by both the asset revaluation and the capitalisation of completed capital works projects.

Capital Works in Progress

The value of this line item will reduce as capital projects are completed and capitalised.

LIABILITIES:

Trade and Other Payables

This item relates to monies owed to external parties for which Council is liable to pay. This line item is being affected by transactions associated with Council's debt recovery process.

Other

This line item is impacted by the GST value owed to Council which is a receivable however due to time constraints to get the monthly reporting completed on time the relevant journal was not processed in time.

COMMUNITY EQUITY:**Asset Revaluation Reserve**

This reserve account is impacted by the annual asset revaluation process which should be complete by 30 June.

Other Reserves

This item relates to funds held as both externally and internally restricted cash. It includes unspent grant monies as well as funds put aside by Council for future infrastructure asset replacement.

Balonne Shire Council
Statement of Cash Flows

period ending 30 April 2019

| | Actual | Original Budget | Amended Budget |
|--|--------------------|--------------------|--------------------|
| Cash flows from operating activities: | | | |
| Receipts from customers | 14,480,558 | 13,240,950 | 14,377,355 |
| Payments to suppliers and employees | (13,847,585) | (16,139,208) | (18,300,300) |
| | 632,973 | (2,898,258) | (3,922,945) |
| Interest received | 592,628 | 447,050 | 647,050 |
| Rental income | 171,294 | 261,000 | 261,000 |
| Non-capital grants and contributions | 3,157,306 | 6,909,508 | 7,024,300 |
| Borrowing costs | (142,204) | (186,883) | (186,883) |
| Net cash inflow (outflow) from operating activities | 4,411,997 | 4,532,417 | 3,822,522 |
| Cash flows from investing activities: | | | |
| Payments for property, plant and equipment | (4,311,870) | (5,505,018) | (6,296,512) |
| Payments for intangible assets | 0 | 0 | 0 |
| Net movement on loans and advances | 0 | 0 | 0 |
| Proceeds from sale of property, plant and equipment | 24,048 | 253,000 | 253,000 |
| Grants, subsidies, contributions and donations | 2,235,134 | 3,748,018 | 3,691,283 |
| Net cash inflow (outflow) from investing activities | (2,052,688) | (1,504,000) | (2,352,229) |
| Cash flows from financing activities | | | |
| Proceeds from borrowings | 0 | 0 | 0 |
| Repayment of borrowings | (194,706) | (272,313) | (272,313) |
| Net cash inflow (outflow) from financing activities | (194,706) | (272,313) | (272,313) |
| Net increase (decrease) in cash held | 2,164,603 | 2,756,104 | 1,197,980 |
| Cash at beginning of reporting period | 25,595,457 | 20,391,035 | 25,595,457 |
| Cash at end of reporting period | 27,760,060 | 23,147,139 | 26,793,437 |

Key Performance Indicators - Monthly Reporting

| Ratio | Description | Formula | Target | Status | Apr-19 |
|--|---|---|---|--------|---------|
| Operating Cash Ratio | Number of months operating expenditure covered by working cash held | $\frac{\text{Cash Held - Restricted Cash}}{(\text{Total Operating Expense} - \text{Depreciation})/\text{Number of Periods}}$ | Target greater than or equal to 1 month | ✓ | 14.70 |
| Operating Performance Ratio | This ratio provides an indication of Council's cash flow capabilities | $\frac{\text{Net Cash from Operations} + \text{Interest Revenue and Expense}}{\text{Cash Operating Revenue} + \text{Interest Revenue}}$ | Target greater than or equal to 20% | ✗ | 7.13 |
| Operating Efficiency Ratio | This ratio provides an indication of Council's ability to fund its operations | $\frac{\text{Total Operating Income}}{\text{Total Operating Expenses}}$ | Target greater than or equal to 1 | ✗ | 0.87 |
| Operating Surplus Ratio | An indicator of which the extent to which revenues raised cover operational expenses only or are available for capital funding purposes or other purposes | $\frac{\text{Net Result (excluding capital items)}}{\text{Total Operating Revenue (excluding capital items)}}$ | Target between 0 - 10% | ✗ | -0.15 |
| Asset Sustainability Ratio | An approximation of the extent to which the infrastructure assets managed are being replaced as these reach the end of their useful lives. | $\frac{\text{Capital Expenditure on the Replacement of Assets (renewals)}}{\text{Depreciation Expense}}$ | Target greater than or equal to 90% | ✗ | 49.42 |
| Net Financial Liabilities Ratio | An indicator of the extent to which the net financial liabilities can be serviced by its operating revenue | $\frac{\text{Total Liabilities - Current Assets}}{\text{Total Operating Revenue (excluding capital items)}}$ | Target less than or equal to 60% | ✓ | -144.71 |

(IFS) INFRASTRUCTURE SERVICES

| ITEM | TITLE | EXECUTIVE SUMMARY | PAGE |
|------|--|---|------|
| IFS1 | <u>ROADS, WATER AND SEWER ASSET VALUATION 2018-19</u> | A full comprehensive asset valuation was carried out on Balonne Shire Council's main asset classes: roads, water and sewer infrastructure and buildings, other structures and land. | 83 |

OFFICER REPORT

TO: Council

SUBJECT: Roads, Water and Sewer Asset Valuation 2018-19

DATE: 07.05.19

AGENDA REF: IFS1

AUTHOR: Michelle Clarke - Director Finance & Corporate Services

Executive Summary

A full comprehensive asset valuation was carried out on Balonne Shire Council's main asset classes: roads, water and sewer infrastructure and buildings, other structures and land.

Background

AssetVal was engaged to undertake a full revaluation of road, water and sewer assets and for Council's buildings, other structures and land.

The following valuation for roads, water and sewer assets have been calculated by AssetVal, featuring newly acquired assets and removal of obsolete assets for the 2018/19 financial year. The valuers conducted a physical inspection of assets and developed indices from producer price, local government and construction indices (road and bridge, civil, mechanical and electrical). Management and the Audit Committee have revised each of the spreadsheets, challenged and identified any anomalies with the Valuers and finalised. Management have taken into account the change in asset useful lives applied by the valuer and tested the unit rates applied in the revaluation with recent projects. Future replacement scheduling for manholes is required and Infrastructure Services will look at replacing a small number of the most critical each year.

For buildings and other structures a separate report will be presented to the June meeting as we have Lemmah Pty Ltd review the useful lives recommended from AssetVal which are currently inconsistent with those adopted by Council for 2017/19. Management is also revising the replacement costs suggested for buildings and other structures that have materially changed despite being indexed over the past 4-5 years.

The Valuation report for Roads, Water and Sewer assets is now presented to Council for adoption for use in determining the value of council assets for the financial statements 2018/19 and depreciation. The report values can be summarised as follows:

Road, Water and Sewer Assets

ROADS Summary

Increase in value: \$33,604,797 - Additional 24km of sealed roads in 2019; Additional 144km of gravel sections (which has increased replacement costs) and 487m additional footpaths.

Decrease in depreciation: \$303,107

| Valuations: AssetVal 2019 Comprehensive Valuation | | | | |
|---|---------------------------------|-----------------------|--------------------------|---------------------|
| Asset | Gross Current Replacement Value | Fair Value | Accumulated Depreciation | Annual Depreciation |
| Sealed Roads | \$86,305,987 | \$62,956,285 | \$23,349,702 | \$1,635,413 |
| Unsealed Roads | \$142,091,847 | \$116,326,220 | \$25,765,627 | \$2,508,331 |
| Culverts & Floodways | \$16,876,741 | \$8,829,161 | \$5,371,546 | \$177,509 |
| Bridges | \$9,816,247 | \$6,923,630 | \$2,892,617 | \$122,703 |
| Footpaths | \$3,573,717 | \$2,675,588 | \$898,129 | \$71,678 |
| Aerodrome | \$4,063,607 | \$3,427,112 | \$636,495 | \$ 88,585 |
| Carparks | \$1,127,898 | \$901,195 | \$226,703 | \$22,924 |
| Kerb and Channel | \$3,295,865 | \$2,240,547 | \$1,055,317 | \$65,917 |
| Stormwater Drainage | \$10,230,823 | \$8,273,839 | \$1,956,984 | \$127,885 |
| Stormwater Structures | \$788,800 | \$ 626,230 | \$ 162,570 | \$ 9,860 |
| Total | \$278,171,531 | \$ 213,179,809 | \$ 62,315,689 | \$ 4,830,807 |

The valuation resulted in a review of useful lives for roads, footpaths and stormwater structures that have been reviewed and agreed to by management.

SEWER - Summary

Increase in Valuation: \$4,109,789 (an additional 11km of sewerage mains installed in 2019)

Decrease in Depreciation \$49,213

Useful lives 110 – 130 years depending on the type of pipe

Sewerage manholes at 100 years

| Valuations: AssetVal Comprehensive Valuation 2019 | | | | |
|--|--|---------------------|---------------------------------|----------------------------|
| Asset | Gross Current Replacement Value | Fair Value | Accumulated Depreciation | Annual Depreciation |
| Sewerage Equipment & Civil | \$6,129,720 | \$4,709,571 | \$1,420,149 | \$125,724 |
| Sewerage Mains | \$13,058,890 | \$7,341,868 | \$5,717,023 | \$159,050 |
| Sewerage Manholes | \$3,077,340 | \$1,510,437 | \$1,566,903 | \$30,773 |
| Total | \$22,265,951 | \$13,561,876 | \$8,704,075 | \$315,548 |

WATER - Summary

Decrease in value: \$281,254.96

Decrease in depreciation of \$84,107.46

Useful lives for water infrastructure averages 80 years

Water meters @ 20 years

| Valuations: AssetVal 2019 Comprehensive Valuation | | | | |
|--|--|----------------------|---------------------------------|----------------------------|
| Asset | Gross Current Replacement Value | Fair Value | Accumulated Depreciation | Annual Depreciation |
| Water Main Potable | \$ 8,733,083 | \$ 5,971,145 | \$ 2,761,938 | \$ 109,164 |
| Water Fitting Potable | \$ 923,767 | \$ 702,489 | \$ 221,278 | \$ 11,547 |
| Water Main Non Potable | \$ 6,729,528 | \$ 4,129,401 | \$ 2,600,127 | \$ 84,119 |
| Water Fitting Non Potable | \$ 983,530 | \$ 631,091 | \$ 352,439 | \$ 12,294 |
| Water Equipment & Civil | \$ 8,685,606 | \$ 6,407,339 | \$ 2,278,267 | \$ 169,218 |
| Water Meters & Services Non Potable | \$ 1,323,162 | \$ 1,239,437 | \$ 83,725 | \$ 28,640 |
| Water Meters & Services Potable | \$ 2,972,185 | \$ 1,807,264 | \$ 1,164,922 | \$ 54,536 |
| Total | \$ 30,350,861 | \$ 20,888,165 | \$ 9,462,696 | \$ 469,519 |

Overall the value increased for all asset classes however with a review of asset lives the overall annual depreciation for roads, water and sewer assets has decreased.

Link to Corporate Plan

| Function | Key Program Area |
|-----------------------------------|---|
| <u>Wise Planning & Design</u> | Roads & Transport: To provide efficient and effective transport and |

Consultation (internal/external)

AssetVal Plant, Equipment and Infrastructure Valuer Nicholas Fein.
AssetVal Senior Consultant Valuer, Dan Cooke
Audit Committee
Senior Leadership group and Manager Finance Services
Council contract accountant, Glenn Hart
Lemmah Pty Ltd
Prosperity Advisors (external auditors)

Legal Implications

Accounting Standards:
AASB 116 Property, Plant & Equipment
AASB 13 Fair Value Measurement

The accounting standards require that infrastructure assets are reported at fair value. Councils engages Valuers to perform the assessment of fair value via desk top review annually and a full comprehensive at least every 4 – 5 years.

Policy Implications

Management have utilised the QAO questions for management in reviewing the asset valuation from the QAO 2016-17 results of local government entities financial audits as a guide to its decision making together with historic data and best practice.

Financial and Resource Implications

Valuation report data will be used in the 2019/20 Budget and 2018/19 financial statements. When determining new asset acquisition, Council is to consider depreciation and other lifecycle costs.

Attachments

1. AssetVal Revaluation 2018-19 [↓](#)

Recommendation/s

That Council accept this report and adopt the Valuation Report for Roads, Water and Sewer Assets to finalise the asset comprehensive revaluation for the period ended 30 June 2019.

Michelle Clarke

Director Finance & Corporate Services

BALONNE SHIRE COUNCIL

THROUGHOUT BALONNE SHIRE
COUNCIL LOCAL GOVERNMENT
AREA

Fair Value Valuation for Road,
Water & Sewer Infrastructure

30 JUNE 2019

Reference Number: 43214.6707

Revision Number: 1

Issue Date: 4 April 2019

TABLE OF CONTENTS

| | | |
|-----------|--------------------------|----|
| SECTION 1 | INTRODUCTION | 1 |
| SECTION 2 | VALUATION CONSIDERATIONS | 6 |
| SECTION 3 | VALUATION | 8 |
| SECTION 4 | AASB 13 DISCLOSURES | 9 |
| SECTION 5 | QUALIFICATIONS | 11 |

INTRODUCTION

INSTRUCTIONS

In accordance with instructions received from Balonne Shire Council (BSC), we have undertaken the valuation of specified Road, Water & Sewer Infrastructure, held by BSC, to determine Fair Value for Accounting Compliance purposes as at 30 June 2019. We have valued the specified assets on the basis of Fair Value in accordance with:

- Australian Accounting Standards – AASB 116 Property, Plant and Equipment;
- Australian Accounting Standards – AASB 13 Fair Value Measurement; and
- The Australian Property Institute's practice standards.

In adopting the Fair Value of the assets contained within this report for accounting compliance, the entity should have regard to Australian and International Accounting Standards and in particular satisfy the following criteria:

- The presumption that the entity does not have any intention or need to liquidate, to curtail the scale of its operations or to undertake a transaction on adverse terms;
- The entity intends to retain the assets for continuous use for the purposes of the enterprise for the foreseeable future; and
- Impairment affecting the assets is identified and the value of the asset is adjusted accordingly.

DATE OF INSPECTION

4 – 7 February 2019

DATE OF VALUATION

30 June 2019

NOT SUBJECT TO CHANGE

This valuation has been made on the basis that there was no material change to the assets, their features, or market conditions, between the dates of inspection and the date of valuation.

VALUER'S INTEREST

We hereby certify that the Valuer:

- has no interest, financial or otherwise, in the properties subject to appraisal;
- is suitably qualified to carry out the valuation;
- is authorised under the law of the state or territory where the valuation takes place to act as a valuer; and
- Confirms that the valuation has been prepared for accounting compliance purposes only.

TERMINOLOGY

The following terms are commonly used in financial reporting valuations:

FAIR VALUE

Fair Value is defined in Australian Accounting Standards AASB 13 and AASB 116 as follows:

“The price that would be received to sell an asset or paid to transfer a liability in an orderly transaction between market participants at the measurement date.”

MARKET VALUE

In accordance with the definition as contained in the Australian and New Zealand Valuation and Property Standards and adopted by the Australian Property Institute, Market Value is defined as:

“Market value is the estimated amount for which an asset should exchange on the date of valuation between a willing buyer and a willing seller in an arm's length transaction, after proper marketing, wherein the parties had each acted knowledgeably, prudently and without compulsion.”

DEPRECIATION (as defined in Australian Accounting Standard AASB 136)

“the systematic allocation of the depreciable amount of an asset over its useful life.”

ESTIMATED USEFUL LIFE

Either:

- The period over which an asset is expected to be available for use by an entity; or
- The number of production or similar units expected to be obtained from the asset by an entity.

ESTIMATED USEFUL REMAINING LIFE

The estimated remaining life of the asset having regard to Physical Deterioration, Functional Obsolescence and Economic Obsolescence.

Physical Deterioration: This may be due to wear, inadequate maintenance, dry rot, damage by termites or borers, or normal weathering and decay. Any one or more of these causes of depreciation might relate only to a part or to parts of an improvement, e.g. coatings, pump motors, pipework, and other items less durable than the main structure.

Functional Obsolescence: This exists in respect of older type assets that are no longer fully functional in accordance with current requirements. Causes may include inconvenience of interior layout, outdated and inefficient lifts, fixtures and fittings, or where an existing machine is no longer compatible with new systems within a process.

Economic Obsolescence: A lessening of economic utility may be caused by extrinsic circumstances beyond the control of an owner. For example, non-conforming use under a town-planning scheme, changes in the character of the locality, technological advances for which the building cannot readily be adapted or large increases in land values. The effect of any one such changes might be that a building or other improvement, formerly economic, no longer contributes adequately to the highest and best use of the land.

RESIDUAL VALUE

The residual value of an asset is the estimated amount that an entity would currently obtain from disposal of the asset, after deducting the estimated costs of disposal, if the asset were already of the age and in the condition expected at the end of its useful life.

OPTIMISATION

The process by which at least cost replacement option is determined for the remaining service potential of an asset. It is a process of adjustments reducing the replacement cost to reflect that an asset may be technically obsolescent over-engineered, or that the asset may have a greater capacity than required. Hence optimisation minimises, rather than maximises, a resulting valuation where alternative lower cost replacement options are available. In determining the current replacement cost, optimisation is applied for obsolescence and relevant surplus capacity.

FAIR VALUE APPROACH

The Australian Accounting Standards Board (AASB) has adopted the Australian Equivalent to International Financial Reporting Standards (IFRS) for implementation by entities from 1 January 2005.

The standards that are most relevant for the valuation of buildings, infrastructure, plant and equipment are as follows:

| STANDARD | DESCRIPTION |
|----------|--|
| AASB 5 | NON-CURRENT ASSETS HELD FOR SALE AND DISCONTINUED OPERATIONS |
| | This standard provides guidelines on the grouping and accounting of assets held for resale. Assets that are classified as held for sale are to be measured at the lower of carrying amount and fair value less costs to sell. |
| AASB 13 | FAIR VALUE MEASUREMENT |
| | <p>This standard defines Fair Value, sets out in a single standard framework for measuring Fair Value and requires disclosure regarding approach to measurement. The standard also defines a hierarchy of inputs to be disclosed.</p> <p>Under this standard there are three defined levels of Fair Value measurement:</p> <p>Level 1 – Fair Value that reflect the unadjusted quoted price in active markets for identical assets or liabilities.</p> <p>Level 2 – Fair Values that are based on inputs other than quoted prices included within Level 1 that are directly or indirectly observable for the asset or liability.</p> <p>Level 3 – Fair Values that are derived from data unobservable in the market.</p> |
| AASB 116 | PROPERTY, PLANT AND EQUIPMENT |
| | This is the standard most relevant to the valuation of property, plant and equipment (including infrastructure) and is applicable to all entities including not-for-profit entities. The objective is to prescribe the accounting treatment so that users of the financial report can obtain information about the entities property, plant and equipment investments. The standard excludes assets held for sale (AASB 5). The standard defines fair value and the frequency and suggested approach to be taken in the revaluation of property, plant and equipment assets. |
| AASB 136 | IMPAIRMENT OF ASSETS |
| | <p>This standard is to ensure that assets are carried at no more than their recoverable amount. This standard does not apply to investment property that is measured at fair value (AASB 140 Investment Property).</p> <p>An impairment loss is the amount by which the carrying amount of an asset or cash-generating unit exceeds its recoverable amount. This loss may be for various reasons including a decline in an asset's market value that is significant than expected or adverse changes to the entity or the market in which it operates.</p> |

FAIR VALUE METHODOLOGY

Under AASB 116 the value of property, plant and equipment is to be recorded at Fair Value, the measurement of which is defined in AASB 13. This is usually determined using a sales based market value approach. However, the methodology adopted in determining the fair value of the asset will depend on the level of specialisation of the asset, the existence of a market for the asset and the existence of market evidence. There are instances where assets are not sold except as part of a continuing business. Where a market value approach is not suitable an alternative approach is the cost approach. These approaches are discussed below.

MARKET APPROACH

This approach is based on available sales evidence using either the direct comparison, summation or income approaches.

The direct comparison and summation methods involve the inspection and analysis of sales evidence and comparisons with the subject property taking into account matters such as method of construction, building area, condition, age, land area and location.

The income approach is applied to income producing properties and includes the capitalisation of net income method and discounted cash flow approach. The capitalisation method involves capitalising the estimated net income of the property at an appropriate capitalisation rate (net yield) that has been determined through the analysis of sales evidence. The discounted cash flow approach involves forecasting the expected net cash flow over a defined period (usually ten years) and discounting the income streams and terminal value at a suitable discount rate to arrive at a present value.

For some specialised property it may be possible to adopt a market approach but value the specialised components on a return on investment approach having regard to the current replacement cost.

Examples of assets for which the market value approach can generally be adopted include land, house, industrial properties and office buildings. None of the assets in the report have been valued using the market approach.

COST APPROACH (CURRENT REPLACEMENT COST)

There are circumstances where the market approach is not suitable as the asset is rarely sold except as part of the continuing business. Alternatively, the improvements are of a specialised nature and the market buying price would differ materially to the market selling price as the asset is normally brought as a new asset but only be sold for its residual value. Under these circumstances the most appropriate method is the cost approach.

Assets for which the cost approach may be suitable include going concern assets such as specialised factories, halls, toilet blocks, showgrounds, roads and bridge infrastructure or other assets that cannot be reliably estimated due to the lack of market evidence. If the asset is leased on a commercial basis there may be the opportunity to undertake the valuation on a market basis. All assets in this valuation have been valued using the cost approach.

VALUATION CONSIDERATIONS

OVERVIEW

Generally the nature of infrastructure assets requires that they are valued using the application of unit rates. Unit rates are developed by summing each component which goes into producing a unit (be it metres, square metres, tonnes, etc) of an asset. The major components of any asset are the raw materials, plant, labour and intangibles. These unit costs are then applied to known measurements of the assets to produce a replacement cost, which is then depreciated to estimate the Fair Value.

As an example, in relation to road pavement, the cost per square metre is the sum of the raw cost of the gravel delivered to site, the cost to lay the compact, the cost of any geotechnical testing and various intangibles such as design, survey, administration, management and contingency.

In relation to a length of pipe, the cost per metre is the sum of the raw cost of the pipe, the cost to deliver pip to site, the cost to lay the pipe, the cost to excavation and backfilling and various intangibles such as design, survey, administration, management and contingency.

Some assets are complex assets that are required to be split into sub components due to varying lives or consumption patterns, additional componentization also assists with asset management and replacement cost development. Examples of these assets include: sewerage pump stations and sewerage treatment plants. These assets are valued by determining the current cost to replace the required service capacity i.e. modern replacement asset.

The raw cost of material, as well as plant and labour hire rates, are established either through communicating directly with suppliers and obtaining quoted prices, by using cost guides such as the Rawlinsons' Construction Handbook and through reviewing prices supplied by BSC. Intangibles are estimated using industry standards as a starting point; these rates are then tailored to suit BSC.

DEPRECIATION METHODOLOGY

Straight line depreciation was used for all asset components.

USEFUL LIVES

Useful lives are a measure of the estimated time an asset or asset component is expected to be available for use by an entity. It should be noted that in reality, no two assets provide the same useful life due to varying usage, actual construction (versus assumed) and maintenance factors.

Generally structural assets have longer lives and mechanical and electrical assets shorter lives, to further specify an estimated useful life, inputs such as climate, maintenance, usage and special factors including obsolescence are used to refine generic lives based on broad range acceptable values.

CALCULATING REMAINING LIVES

The remaining lives used in the depreciation calculations are estimated using three different methods depending on the available data:

- Condition;
- Known Age; and
- Estimated Age.

Ideally, where both the condition and age of the asset are known, these two inputs are used in conjunction to determine the appropriate level of accumulated depreciation. If the asset is determined to be in an "average" condition for its age, the calculation reverts to the construction year. However if the asset is found to be in better or worse condition for its age, the remaining life is adjusted accordingly.

Where only condition of the asset is known from the Valuer's inspection or where detailed condition reports have been prepared, the remaining life is dependent on the recorded condition, using a sliding scale. Where detailed condition is not available the remaining life is estimated using the current age of the assets, adjusted for obsolescence.

Where neither the condition nor the age are known, assumptions are made as the age and condition of the assets in collaboration with Council staff, in order to obtain a current replacement cost which reasonably reflects the value of the asset.

VALUATION

Our assessment of the value of the specified assets on the basis of Fair Value, exclusive of GST and subject to the overriding stipulations contained within the body of this report, as at 30 June 2019 and detailed further within the provided spreadsheets is as follows:

| DESCRIPTION | GROSS REPLACEMENT COST (\$) | FAIR VALUE (LEVEL 3) (\$) |
|----------------------|-----------------------------|---------------------------|
| Roads | \$277,976,092 | \$213,047,895 |
| Water Infrastructure | \$30,330,363 | \$20,858,953 |
| Sewer Infrastructure | \$22,239,751 | \$13,533,653 |
| TOTAL | \$330,546,206 | \$247,440,501 |

This valuation is for the use only of the Balonne Shire Council for accounting compliance purposes and no other purpose. No responsibility is extended to any third party who may use or rely on the whole or any part of the content of this valuation in any way and neither the valuer nor AssetVal Pty Ltd shall have any liability to any third party who does. No responsibility will be accepted for photocopied signatures.

Neither the whole nor any part of this valuation or any reference thereto may be included in any published documents, circular or statement, nor published in part or full in any way, except disclosures provided to be used within financial statements issued by BSC, without written approval of the form and context in which it may appear.

For and on behalf of

ASSETVAL PTY LTD



Nicholas Fein
Senior Consultant Valuer
BE, GradIEAust 3719600

AASB 13 DISCLOSURES

VALUATION PROCESSES

Where there is an active and liquid market as evidenced by sales transactions of similar asset types, the Market Approach by Direct Comparison, Income or Summation methods can be utilized, and is an accepted valuation methodology under AASB 13. If a Market Approach is adopted, the valuation is deemed to be a Level 2 input.

The Fair Value should represent the highest and best use of the asset, i.e. the use of the asset that is physically possible, legally permissible, financially feasible, and which results in the highest value. Opportunities that are not available to the agency or entity are not considered. In this case we have assumed the current use is the highest and best use due to the specialist nature of the assets.

Due to the predominantly specialised nature of Local Government assets, the valuations have been undertaken on a Cost Approach, an accepted valuation methodology under AASB 13. The cost approach is deemed a Level 3 input. Under this approach, the following process has been adopted.

- Where there is no market, the net current value of an asset is the gross current value less accumulated depreciation to reflect the consumed or expired service potential of the asset. Published/ available market data for recent projects, and/or published cost guides are utilized to determine the estimated replacement cost (gross value) of the asset, including allowances for preliminaries and professional fees. This is considered a Level 2 input.
- A condition assessment is applied, which is based on factors such as the age of the asset, overall condition as noted by the Valuer during inspection, economic and/or functional obsolescence. The condition assessment directly translates to the level of depreciation applied.
- In determining the level of accumulated depreciation for major assets, we have disaggregated into significant components which exhibit different patterns of consumption (useful lives). The condition assessment is applied on the component basis.
- While the replacement cost of the assets could be supported by market supplied evidence (level 2), the other unobservable inputs (such as estimates of useful life, and asset condition) were also required (level 3).

To calculate the appropriate amount of accumulated depreciation, assets were either subject to a site inspection or an assessment to determine remaining useful life. Where site inspections were conducted (i.e. for sampled visible assets), the assets were allocated a condition assessment, which was used to estimate remaining useful life as tabled below:

| | DESCRIPTION | PERCENTAGE OF LIFE REMAINING |
|---|--|------------------------------|
| 5 | Very high level of remaining service potential | 80-100% |
| 4 | High level of remaining service potential | 60-80% |
| 3 | Adequate level of remaining service potential | 40-60% |
| 2 | Barely adequate level of remaining service potential | 20-40% |
| 1 | Total end of life | 0-20% |

The valuation techniques used in the determination of fair values maximize the use of observable data where it is available and relies as little as possible on entity specifics. The disclosure of valuation estimates is designed to provide users with an insight into the judgments that have been made in the determination of fair values.

CALCULATION OF GROSS REPLACEMENT COST

The replacement cost was determined by applying the unit rates to each individual road asset.

The unit rates applied include all materials, labour and overheads. These unit rates are estimated using information collated from similar recent project costs, direct quotations from suppliers, unit rate databases, indices and Rawlinsons' Construction Handbook.

ACCUMULATED DEPRECIATION

An assessment of remaining useful life was made using data supplied by BSC. An assessment of remaining useful life was made by the Valuer taking into consideration the construction date, evidence of recent repairs or capital works and the surrounding environmental factors.

IMPACT OF UNOBSERVABLE INPUTS

We have undertaken a sensitivity analysis to observe the impact of unobservable inputs to Fair Value. Our analysis is summarized in the following tables:

| SIGNIFICANT UNOBSERVABLE INPUT | RANGE OF INPUT | RELATIONSHIP OF INPUT TO FAIR VALUE |
|--------------------------------|---|--|
| Number of Labour Hours | 5-100 hr/m ² | The higher the labour hours, higher the Fair Value |
| Raw material usage quantities | Varies dependent of type and applications | The higher the usage quantities, the higher the Fair Value |
| Condition Rating | 1-5 As specified | The higher the condition rating, the higher the Fair Value |
| Remaining useful Life | 1-Indefinite years | The longer the remaining life, the higher the Fair Value |

PERCENTAGE OF ASSETS INSPECTED

A sample of the assets were inspected, with technical and condition data for the assets supplied by BSC

QUALIFICATIONS

CONFIDENTIAL DOCUMENT FOR AUTHORISED USERS ONLY

This confidential document is for the sole use of persons directly provided with it by AssetVal Pty Ltd. Use by, or reliance upon this document by anyone other than the officers of the Balonne Shire Council are not authorised and AssetVal is not liable for any loss arising from such unauthorised use or reliance. The document should not be reproduced without our written authority.

MARKET AND CONSTRUCTION COST MOVEMENT

This valuation is current as at the date of valuation only. The value assessed herein may change significantly and unexpectedly over a relatively short period (including as a result of general market movements or factors specific to the particular asset). We do not accept liability for losses arising from such subsequent changes in value. Without limiting the generality of the above comment, we do not assume any responsibility or accept any liability where this valuation is relied on after the expiration of 3 months from the date of valuation, or such earlier date if you become aware of any factors that have any effect on the valuation.

OUR INVESTIGATIONS

This valuation is conducted on the basis that we are not engaged to carry out all possible investigations in relation to the assets. We have identified certain limitations to our investigations to enable you to instruct further investigations if you consider this appropriate. AssetVal is not liable for any loss occasioned by a decision not to instruct further investigations.

CONTAMINATION ISSUES

Contaminants such as asbestos, chemicals, toxic wastes, or other potentially hazardous materials could, if present, adversely effect the value of the asset. Unless otherwise stated in this report, the extent of hazardous substances, which may or may not be represented on or in the asset, was not considered by the valuer in the conclusion of value. The stated value estimated is on the assumption that there is no material on or in the asset that would cause loss in value. No responsibility is assumed for any such conditions, and the recipient of this report is advised that the valuer is not qualified to detect such substances, quantify the impact on values, or estimate the remedial cost.

FUTURE MATTERS

To the extent that this document includes any statement as to a future matter, that statement is provided as an estimate and/or opinion based on the information known to AssetVal at the date of this report. AssetVal does not warrant that such statements are accurate or correct.

STRUCTURAL AND MECHANICAL SURVEY

Our instructions did not require us to carry out any structural, engineering or electrical surveys of the specified assets, and accordingly we cannot be responsible for the consequence of any such defects that may have been present at the time of inspection. No soil analysis or geological studies were ordered or made in conjunction with this report and not electrical testing was undertaken as these requirements are outside the scope of this brief.

CLIENT DISCLOSURE

This valuation has been prepared on the basis that full disclosure of all information and facts which may effect the valuation has been made to us. We cannot accept any liability or responsibility whatsoever for the valuation if full disclosure has not been made. Furthermore, we do not accept responsibility for any consequential error or defect in the valuation which has resulted from any error, omission or inaccuracy in data or information supplied by the client or its officers and agents.

ASSUMPTIONS

Assumptions are a necessary part of this valuation. AssetVal adopts assumptions because some matters are not capable of accurate calculation, or fall outside of the scope of our expertise, or our instructions. The risk that any of the assumptions adopted in this document may be incorrect should be taken into account. AssetVal does not warrant or represent that the assumptions on which this valuation is based are accurate or correct.

We have assumed that all items inspected are compliant with regulatory and government statutes, have been subject to normal wear and tear and have been properly maintained.

Unless otherwise noted, no deduction has been made from our valuation in respect of any outstanding amounts owing under any finance lease or hire purchase agreements. The subject assets have been valued as being wholly owned and free of all encumbrances.

Where we have made assumptions relating to a specific asset, these are noted next to the asset in the electronic asset register under the heading Valuer's Comments.

INFORMATION SUPPLIED BY OTHERS

This document contains a significant volume of information that is directly derived from other sources, without verification by us. We confirm that we are not instructed to verify that information. Further, the information is not adopted by AssetVal as our own, even when it is used in our calculations. Where the contents of this document has been derived, in whole or in part, from other sources, AssetVal does not warrant or represent that such information is accurate or correct.

(CES) COMMUNITY & ENVIRONMENTAL SERVICES

| ITEM | TITLE | EXECUTIVE SUMMARY | PAGE |
|-------------|---|--|-------------|
| CES1 | <u>SUPPORT FOR FISHING PRODUCTION FEATURING ST GEORGE AND BALONNE SHIRE</u> | This report details the proposal submitted to Council for the Shire to be featured in a new fishing film presented by host of Fishing Australia, Rob Paxevanos. | 102 |
| CES2 | <u>BALONNE SHIRE COUNCIL TOURISM EVENTS GRANT POLICY</u> | This report provides a policy and guidelines for the establishment and management of a Tourism Events Grant funding program for the Balonne Shire Council. | 105 |
| CES3 | <u>SQCT AND OQTA REGIONAL TOURISM COST BENEFIT ANALYSIS</u> | This report provides a comparison of the benefits provided by Regional Tourism Organisations (RTOs) Southern Queensland Country Tourism (SQCT) and Outback Queensland Tourism Association (OQTA). | 116 |
| CES4 | <u>SUPPORT FOR QLD WEEKENDER PRODUCTION FEATURING THE FOOD FLAVOURS AND EXPERIENCES OF THE SHIRE</u> | This report details the proposal submitted to the Manager Tourism from Channel 7 for the Shire to be featured in an upcoming half hour Queensland Weekender special program starring celebrity chef and actor Mirko Grillini dedicated to the culinary experiences and events of the Balonne and Paroo Shires. | 122 |
| CES5 | <u>COMMUNITY DONATIONS, SPONSORSHIP AND GRANTS PROGRAM - MUNGINDI SHOW SOCIETY</u> | Sponsorship request from Mungindi Show Society for their 2019 Show. | 125 |

OFFICER REPORT

TO: Council

SUBJECT: **Support for Fishing Production Featuring St George and Balonne Shire**

DATE: 08.05.19

AGENDA REF: CES1

AUTHOR: Kim Wildman - Tourism Manager

Executive Summary

This report details the proposal submitted to Council for the Shire to be featured in a new fishing film presented by host of *Fishing Australia*, Rob Paxevanos.

Background

Through Matt Bron of Tourism and Events Queensland an opportunity has been presented to the Balonne Shire Council to feature the Shire in a new Fishing Media film on native fish which is being produced and presented by host of *Fishing Australia*, Rob Paxevanos.

To reduce the requested \$15,000 cost of participation, Matt Bron suggested that the film feature three of the region's Shires most noted for fishing: Goondiwindi Regional Council, Southern Downs Regional Council and Balonne Shire Council thus reducing the cost to \$5,000 for each Council.

Goondiwindi and Southern Downs Councils have already agreed to be part of the project.

PROPOSAL

- For a total cost of \$5,000, fishing spots around Balonne Shire would feature in a new fishing film, *Total Native 2*, presented by host of *Fishing Australia*, Rob Paxevanos.
- *Total Native 2* is an online film which is a follow up to the successful *Native Fish (Total Native)* DVD.
- Chapters of the DVD were released online and reached well over 500,000 viewers.
- The production spawned associated social pages including the *Total Native Fishing* Facebook page which has more than 25,000 followers.
- Total production costs for the film is valued at \$105,000, of which half of the funding has already been raised and half of the filming already completed.
- About the Host: In addition to hosting *Fishing Australia*, Rob Paxevanos writes for *Rural Press* and does fishing reports for WIN TV. He also led guided trips for *Native Fish* with his clients including everyone from families to Governor Generals and visiting international celebrities.

BENEFITS

- Given St George's reputation as the 'Inland Fishing Capital' of Queensland, the Shire's renown as a popular fishing location and the popularity of fishing among local residents, there are clear synergies between this project and the Balonne Shire.

- Recreational fishing is a popular activity that provides significant flow-on benefits, such as providing employment opportunities in the tackle, boating, tourism, fishing charter and associated industries.
- The Australian Bureau of Statistics (ABS, 2007) estimates that more than 5 million Australians participate in recreational fishing in Australia and that the sector supports about 90,000 Australian jobs.
- Additionally, the ABS claims that international tourists spend over \$200m on fishing in Australia each year.
- The Balonne Shire is home to a number of local fishing clubs including Dirranbandi, St George, Thallon and Bollon, several of which already host popular fishing competitions.
- These local fishing competitions, in particular the Dirranbandi and St George fishing competitions, have potential to grow into tourism events which could be further propelled and encouraged through the media exposure generated by this film.
- This partnership would also promote better working relationships with the Goondiwindi Regional Council and Southern Downs Regional Council.

On consideration, the media exposure generated through this partnership will support the growth of tourism in the Shire and in turn benefit the local community both from an economic and social perspective which is in line with the goals outlined in Council's Corporate Plan (2018-23).

Link to Corporate Plan

| Key Foundation Area | Key Program Area |
|---------------------|--------------------------------|
| <u>Economy</u> | Tourism growth and development |

Consultation (internal/external)

Matt Bron, Destination Director Outback and Country Queensland, Tourism and Events Queensland
 Cr Fiona Gaske, Deputy Mayor, Balonne Shire Council
 Cr Robyn Fuhrmeister, Balonne Shire Council
 Scott Templeman, Acting Manager Strategic Planning & Prosperity, Southern Downs Regional Council
 David Hayward, Economic Development Officer, Goondiwindi Regional Council
 Digby Whyte, Director of Community & Environmental Sustainability, Balonne Shire Council
 Kim Wildman, Manager Tourism, Balonne Shire Council

Legal Implications

NIL

Policy Implications

NIL

Financial and Resource Implications

\$5,000 would need to be allocated from within the 2018/19 Council Budget.

Attachments

Nil

Recommendations

1. That the report be received.
2. That Council amend its 2018/19 budget in accordance with S170(3) of the Local Government Regulations 2012 to allocate a \$5,000 participation contribution, as per the Tourism and Events Proposals, for the Balonne Shire to be featured in a new fishing film presented by host of *Fishing Australia*, Rob Paxevanos.

Digby Whyte

Director Community and Environmental Services

OFFICER REPORT

TO: Council

SUBJECT: Balonne Shire Council Tourism Events Grant Policy

DATE: 08.05.19

AGENDA REF: CES2

AUTHOR: Kim Wildman - Tourism Manager

Executive Summary

This report provides a policy and guidelines for the establishment and management of a Tourism Events Grant funding program for the Balonne Shire Council.

Background

At the Council Budget Workshop on Operational Projects on 9 April, Council agreed to consider setting aside a portion of the 2019/2020 Budget to establish a new Tourism Events Grant funding program. The Manager Tourism was tasked with researching and devising a robust policy with appropriate guidelines and criteria to support the establishment and management of this funding program to be presented at the next Council Meeting on 16 May.

In order to ensure the future economic sustainability of the communities in the Balonne Shire, Council has identified Tourism and Events in its recent Economic Development Plan (2018-2022) as one of the four key Economic Pillars. Tourism growth and development and cross-regional partnerships are also recognised as key economic goals in Council's Corporate Plan (2018-23). It is envisaged that by growing the Shire's Tourism Industry it will in turn help drive and create a prosperous and resilient local economy.

The Manager Tourism subsequently conducted an environmental scan of current Event funding programs including an assessment and review of Council's current event funding policies along with an analysis and benchmarking of the policies and guidelines of other Local Government Authorities.

BENCHMARKING SIMILAR EVENTS FUNDING PROGRAMS

In creating a specific tourism-focused Events Grant funding program the Balonne Shire Council is ahead of similar sized LGAs, particularly in our region, with many nearby Councils only providing assistance under the Community Grants banner.

While other examples have been researched in order to draw comparisons, in particular those of the Toowoomba Regional Council and Mildura Rural City Council, the Tourism Events Grant offered by the Goondiwindi Regional Council, given its location and population size, most closely aligned to the Balonne Shire and thus provided the best framework for the establishment of a similar grant program.

Most event funding programs offered a three-tiered approach depending on the size of the event and the economic benefits to the region. In addition to grants for existing events, many offered a separate grant for new events which had not been staged previously and which had a strong tourism focus. See the examples as below:

Goondiwindi Regional Council – Tourism Events Grant

| Category | Criteria | Funding Amount |
|---------------------|---|-----------------------|
| Major Event | * Evidence of capacity to generate in excess of \$500,000 economic impact for the Region | Up to \$6,000 |
| Destination Event | * Evidence of capacity to generate in excess of \$250,000 economic impact for the Region | Up to \$3000 |
| Minor Event | * Event must genuinely attract reasonable visitor numbers from outside the Region with an estimated economic impact greater than \$150,000 for the Region | Up to \$1500 |
| Development Funding | * Significant evidence of strong project planning must accompany application * Event must have a strong tourism focus, not available for community events. | Up to \$1500 |

Toowoomba Regional Council – Event Support Grant Program

| Category | Criteria | Funding Amount |
|-----------------|--|-----------------------|
| Major Event | * Over 5,000 patrons * Large scale event. * Running longer than one day. * Potential to attract substantial visitation from outside the region. * Provide substantial economic and social benefit to the region. | \$10,000 and over |
| Regional Event | * Between 1,000 to 5,000 patrons * Potential to attract attendees from across the region and South-East Queensland. * Provide reasonable economic benefit and substantial social benefit to the region. | \$5000 - \$10,000 |
| Community Event | * Up to 1,000 patrons * Being of interest to a local community or small segment of the region. | Up to \$1500 |

Mildura Rural City Council – Event Funding & Support Program

| Category | Criteria | Funding up to |
|----------------------|---|----------------------|
| Tier 1 – Major Event | Events that generate: <ul style="list-style-type: none"> • \$1m in economic impact (plus one or more of the following) • Substantial tourism outcomes (over 3000 bed nights) • High media profile outside of Mildura • Significant community benefits | \$50,000 |

| | | |
|-----------------------|--|----------|
| Tier 2 – Major Event | Events that generate: <ul style="list-style-type: none"> • \$500,000 in economic impact (plus one or more of the following) • Significant tourism outcomes (over 1000 bed nights) • High media profile outside of Mildura • Strong community benefits | \$20,000 |
| Tier 3 – Community | Events that: <ul style="list-style-type: none"> • Attract less than 3000, mostly local people • Create a sense of community • Encourage the community to get involved • Celebrate local culture • and/or contribute to wellbeing and making a great place to live | \$5,000 |
| New Event Sponsorship | Events that: <ul style="list-style-type: none"> • New and have not previously been held in the municipality. | \$5,000 |

In order to provide a clear separation of events which attract significant numbers of visitors from outside the region and those which are of interest to the local community, in writing this policy the Manager Tourism has followed the lead of Goondiwindi Regional Council and created a specific Tourism Events Grant Policy. See as attached.

Link to Corporate Plan

| Key Foundation Area | Key Program Area |
|---------------------|--------------------------------|
| <u>Economy</u> | Tourism growth and development |

Consultation (internal/external)

Digby Whyte, Director of Community & Environmental Services, Balonne Shire Council
Kim Wildman – Manager Tourism, Balonne Shire Council
Mareea Lochel – Community Collective and Wellbeing Co-ordinator, Balonne Shire Council
Sandra Lee – Senior Visitor Information Officer, Balonne Shire Council
Dani Kinnear – Community Development Officer, Balonne Shire Council
Ross Begent – Principal Tourism & Events, Toowoomba Regional Council
Michelle Nicholas – Events Officer, Mildura Rural City Council
Krista Hauritz – Tourism Marketing & Events Consultant, Krista Hauritz
Linda Tillman – Regional Tourism & Events Strategist, Tilma Group

Legal Implications

Nil

Policy Implications

- Balonne Shire Council Tourism Policy
- Community Grants Assistance Policy

Financial and Resource Implications

Funding has been allocated in the draft 2019/2020 Budget for the establishment of the Tourism Events Grant Program. Balonne Shire Council staff will be required to manage and administer applications, approvals and acquittals of Tourism Events Grants.

Attachments

1. Balonne Shire council Tourism Events Grant Policy [↓](#)

Recommendation/s

That Council approve the Tourism Events Grant Funding Policy.

Digby Whyte

Director Community and Environmental Services



Tourism Events Grant Policy

1. POLICY STATEMENT

Balonne Shire Council recognises the role Tourism Events play in the long-term economic development and sustainability of communities in the Shire. Tourism Events can stimulate the local economy and employment through increased visitation, length of stay and expenditure while simultaneously encouraging business partnerships, creating a positive destination image of a region and building a sense of pride within the community.

2. PRINCIPLES

The Balonne Shire Council's Tourism Events Grant aims to:

- Position the Shire and grow its reputation as a tourism and events destination
- Maximise the economic, media and community values of events
- Promote and enhance the appeal of the Shire as a region of opportunity for families and businesses
- Encourage best practice in the development and implementation of events
- Create a vibrant and diverse calendar of events within the Balonne Shire.

3. SCOPE

The Tourism Events Grant Program is developed with a philosophy of partnership, whereby Council provides a grant to encourage, engage and support Event Organisers and Organisations to make a positive and ongoing tourism contribution to the Shire.

The policy is to provide a framework which guides the administration of the Balonne Shire Council's Tourism Events Grant.

Funding Priorities

Preference will be given to events that:

- Increase visitation and length of stay from audiences outside the Shire, particularly during low visitation periods
- Generates positive state-wide or national media coverage for the event and the Shire
- Stimulate the local economy through community and business partnerships and involvement.

4. RESPONSIBILITY

Council will not act in an event coordinator capacity with the exception of delivering its own civic events (e.g. citizenship ceremonies). Council's role is to facilitate the assessment of Tourism Event Grant applications, provide funding support where possible and aligned to priorities, and to provide event organisers with the assistance required to foster effective planning of events in the Shire.

5. DEFINITIONS

Council: Means Balonne Shire Council, its elected members, its management and staff.

Document No. >> (Insert Magiq Doc ID ###) Version No.###
Authorised by >> Director ###

Initial Date of Adoption >> ####
Latest Version Adopted: ###
Next Review Date>> ####



Tourism Events Grant Policy

Economic Impact: Means new expenditure into the Balonne Shire as calculated by the total number of attendees to event from outside the Shire, the average length of stay for visitors attending the event and estimated daily expenditure for these visitors (currently determined as \$130 per person per night for the Balonne Shire by Tourism Research Australia),

Validated Evidence: Means verifiable information which substantiates an event organiser's assertions in relation to the number of visitors to an event and the average length of stay - examples of Validated Evidence includes surveys (minimum of 100 surveys or 10% of attendance figures; whichever is greater), registration lists, ticket sales reports, gate counts, and attendance records.

Data Collection Plan: Means a well thought out strategy for the collection of basic data on attendees such as postcodes, length of stay, types of accommodation, and average daily spend.

Grant: Means financial support provided to an Event Organiser for a specific purpose and for a fixed length of time.

Fee Waiver: Means the waiver of the fees and charges that Council would usually charge for providing a service or product.

In Kind Support: Means the provision of Council services or infrastructure such as waste management, venue and equipment hire fees and other event related services.

Sponsorship: Means a business agreement with the Event Organiser where Council receives benefits in relation to the sponsorship, which must be clearly outlined on the application form.

Auspicing: Means that an organisation with a legal not-for-profit status takes responsibility for ensuring grant funds are used as specified in the grant allocation.

Tourism Events: Means events that attract significant numbers of visitors and participants from outside the Shire and result in substantial and measurable economic outcomes in the region or town in which they are held.

Major Event: Means a nationally significant event which drives economic development of the Shire through the attraction of international and interstate visitation and national media exposure.

Destination Event: Means an event that promotes a positive image of the Shire and benefits the Shire economically through the attraction of intrastate and interstate tourists.

Regional Event: Means community events that attract both local and regional patronage and delivers economic and social benefits to a wide section of the community.

The Shire: Means the geographic area defined within the Balonne Shire Council local government boundary.



Tourism Events Grant Policy

6. POLICY

6.1 Funding Types

Council has developed a tiered funding approach to supporting Tourism Events of economic benefit to the Shire, see 'definitions' for further details of each funding category.

| Category | Criteria | Funding Amount |
|-------------------|--|--|
| Major Event | <ul style="list-style-type: none"> ❖ Evidence of capacity to generate in excess of \$350,000 economic impact for the Shire; or ❖ Event attracts in excess of 2000 attendees with substantial visitor numbers from outside the Shire as supported by Validated Evidence. ❖ High state and national media profile. | Up to \$6,000 (including in-kind support) |
| Destination Event | <ul style="list-style-type: none"> ❖ Evidence of capacity to generate in excess of \$200,000 economic impact for the Shire; or ❖ Event attracts between 1000-2000 attendees with substantial visitor numbers from outside the Shire as supported by Validated Evidence. ❖ High media profile outside of the Shire. | Up to \$3,000 (including in-kind support) |
| Regional Event | <ul style="list-style-type: none"> ❖ Evidence of capacity, or potential capacity, to generate in excess of \$100,000 economic impact for the Shire; or ❖ Event attracts up to 1000 attendees, with reasonable visitor numbers from outside the Shire, as supported by Validated Evidence. | Up to \$2,000 (including in-kind support) |

Additionally, one-off funding will be made available to help development of a new Tourism Event.

| Category | Criteria | Funding Amount |
|----------------------------|---|---|
| New Event Development Fund | <ul style="list-style-type: none"> ❖ Application must be from a reputable and experienced event organiser/organisation ❖ Evidence of strong project planning must accompany application ❖ Event must have a strong tourism focus, funding not sought for community event grants. | One-off funding of up to \$2,000 (including in-kind support) |

Document No. >> (Insert Magiq Doc ID ####) Version No.###
Authorised by >> Director ###

Initial Date of Adoption >> ####
Latest Version Adopted: ###
Next Review Date>> ####



Tourism Events Grant Policy

6.2 Eligibility

Applications for Tourism Event Grants must meet the eligibility criteria below:

- Be based within the boundaries of the Balonne Shire Council area; **or** able to demonstrate that the event will directly benefit Balonne Shire residents
- Must be a registered organisation or an incorporated body. (A incorporated body can act as an auspic agent for a non-incorporated group or association)
- Have appropriate insurance such as public liability insurance
- Provide services or arrange events, activities or opportunities within the Shire.

Eligible Applicants must not:

- Be a political group or organisation
- Be a discriminatory group or organisation
- Have outstanding Council grants that have not been acquitted satisfactorily
- Have outstanding payments due to Council for rates, fees, rents or other charges.

6.3 Funding Criteria

Regional, Destination and Major Event Funding

- Event's economic impact and its ability to inject **new** money from outside the Shire – greater than \$10,000 (Regional), \$20,000 (Destination) and \$350,000 (Major)
- Event goals align to Council's principles outlined in this policy
- Evidence of adequate and well thought out Event Management Plan (budget, marketing plan, risk management etc.)
- Evidence of an acceptable Data Collection Plan
- Financial statements
 - contribution requested from Council limited to less than 50% of total budget
 - organisation is financially viable
- Copy of Certificate of Currency of Public Liability Insurance
- Demonstrated commitment to purchasing from local providers where possible.

New Event Development Fund

- Event goals align to Council's principles in this policy
- Evidence of experience to deliver the event
- Evidence of adequate and well thought out Event Management Plan (budget, marketing plan, risk management etc.)
- Evidence of an acceptable Data Collection Plan
- Reasonable economic impact predictions, including a reasonable prediction of potential to grow into a Tourism Event as per this policy
- Financial statements

Document No. >> (Insert Magiq Doc ID ###) Version No.###
Authorised by >> Director ###

Initial Date of Adoption >> ####
Latest Version Adopted: ###
Next Review Date>> ####



Tourism Events Grant Policy

- contribution requested from Council limited to less than 50% of total budget
- organisation is financially viable
- Copy of Certificate of Currency of Public Liability Insurance
- Demonstrated commitment to purchasing from local providers where possible.

6.4 Funding Timelines

The opportunity to apply for Tourism Events Grants will be available twice annually, and will be promoted in the media and on Council's website, outlining the selection criteria, the availability of application forms and guidelines, and the closing date.

| Opening Date | Closing Date | Notification to Applicants |
|--------------|--------------|----------------------------|
| 1 July | 1 August | September |
| 1 February | 1 March | April |

6.5 Funding Availability

The Tourism Event Grant Fund is a limited fund. Once the allocated funds are exhausted, no additional funding will be available within the financial year.

6.6 Duration of Funding

Regional, Destination and Major Events are eligible to enter into three-year agreements with the Balonne Shire Council. These will be awarded at Council's discretion.

With the exception of those events with a three-year funding agreement, all other events are required to submit an application for funding annually.

Applicants are not to assume that past success is a guarantee of future funding approval. Each application is assessed on merit against the most recent application information and relative to other applications.

6.7 Assessment

All applications will be assessed against the funding criteria. Applications for Regional and New Event Development Fund will be assessed and approved by an assessment panel made up of at least three (3) Council staff and be subject to available funds and satisfaction of criteria. Applications for Major and Destination Event funding will require full Council approval.

6.8 Funding Conditions

- Event must be staged within the Shire.
- All amounts in this document are exclusive of GST.
- The event organiser conducts an event at their own risk and must indemnify and hold harmless the Council against all claims resulting from any damage, loss, death or injury in connection with the event and venue used.

Document No. >> (Insert Magiq Doc ID ###) Version No.###
Authorised by >> Director ###

Initial Date of Adoption >> ####
Latest Version Adopted: ###
Next Review Date>> ####



Tourism Events Grant Policy

- Successful applicants under the Tourism Events Grant are not eligible to apply for funds to support the event from the Balonne Shire Council Community Grants. They are however eligible to apply for other Council grants including, but not limited to, Drought funding and RADF.
- Council may at its discretion, attach special conditions to the grant offer and the amount of financial assistance offered may vary from that requested.
- Any request from Council regarding proof of expenditure or similar is agreed to
- Funds cannot be used for past events.
- Funds cannot be used to remunerate the Event Organiser or for prize money, awards or activities associated with prizes and awards (e.g. trophies).
- In the event that an event does not proceed, all funds will be returned to the Balonne Shire Council.
- Organisations that receive funds from Council are required to acknowledge Council's contribution in all advertising and promotional material associated with the event. This means that Council's promotional logo should appear in a prominent position on any brochures, flyers, posters, press advertisements, invitations and programs associated with the event.
- Events **must** be listed by the Event Organiser on the Australian Tourism Data Warehouse.
- Event Organisers and Organisations grant the Balonne Shire Council a perpetual, worldwide, royalty-free, transferable license to use, reproduce, distribute, prepare derivative works of, display and perform images provided to Council by the event organiser, in any media formats and through any media channels.
- Events or activities within an event that discriminate against any individual or groups within the community will not be supported.
- Event does not duplicate or significantly compete with an existing event within the Shire.
- Organisations are to maintain a productive relationship with Balonne Shire Council Tourism Officers.
- If applicant is not an incorporated body, the application must be auspiced by an incorporated body.
- An event that brings the Shire or Council into disrepute may result in future support, including honouring the three year funding agreement, being withdrawn.
- For Major Events it is expected that Tourism and Events Queensland funding is also actively sought.

6.9 Acquittal

Successful applicants must provide to Council an evaluation report within 6 weeks of completion of the event.

Information for acquittals of events to include:

- Summary of event success/challenges
- Data as per the Data Collection Plan, or as specified by Council
- Post Event Survey
- No of volunteers involved
- Summary of dollars contributed to local groups (e.g. \$250 to P&C to run food stall) - Income and expenditure report - List of expenditure external to region
- Media clippings, copies of promotional and advertising material
- A selection of digital (photo and video) images that Council can use freely for promotion of the Shire

Document No. >> (Insert Magiq Doc ID ###) Version No.###
Authorised by >> Director ###

Initial Date of Adoption >> ####
Latest Version Adopted: ###
Next Review Date>> ####



Tourism Events Grant Policy

Events with Council funding that fail to provide the required acquittal report; will be deemed ineligible to apply for future rounds of funding. For those groups with three-year agreements, payment of annual grant amount will be withheld until the acquittal report is received.

6.10 Lodgement

Applications are to be made using the Tourism Events Grant Application Form and are to be lodged by the advertised closing date.

7. LEGAL PARAMETERS

NIL

8. ASSOCIATED DOCUMENTS

Tourism Events Grant Application Form

Document No. >> (Insert Magiq Doc ID ###) Version No.###
Authorised by >> Director ###

Initial Date of Adoption >> ####
Latest Version Adopted: ###
Next Review Date>> ####

OFFICER REPORT

TO: Council

SUBJECT: SQCT and OQTA Regional Tourism Cost Benefit Analysis

DATE: 08.05.19

AGENDA REF: CES3

AUTHOR: Kim Wildman - Tourism Manager

Executive Summary

This report provides a comparison of the benefits provided by Regional Tourism Organisations (RTOs) Southern Queensland Country Tourism (SQCT) and Outback Queensland Tourism Association (OQTA).

Background

Council at the Budget Workshop on Operational Projects on 9 April 2019, considered the possibility of trialling having membership with both Southern Queensland Country Tourism (SQCT) and Outback Queensland Tourism Association (OQTA).

With the Balonne Shire seen by many as being geographically located at the point where the Country meets the Outback, some Councillors felt it would benefit the Shire to be members of both RTOs, while others noted a stronger allegiance to one RTO over the other – SQCT, most notably because of Balonne Shire representation on the board, and OQTA given the Shire's strategic partnership with South West RED (SWRED) whose members, with the exception of the Balonne Shire Council, are all part of OQTA. Questions were also raised as to whether or not OQTA membership had been closed.

Council resolved to seek information regarding the costs and benefits of both Regional Tourism Organisations (RTOs) to be presented by the Manager Tourism.

The Manager Tourism contacted the General Manager of OQTA to seek clarification on the opportunities for new membership. He replied that "Our board has had a restriction on growing our boundaries for some time but has always said that the one Shire they would add would be Balonne as you are very synergistic with our area."

At an OQTA meeting on Wednesday 3 April, the board voted in favour of opening up OQTA membership to Balonne Shire Council. The board has requested that Council send an official letter seeking membership for the 2019/2020 financial year.

The Manager Tourism undertook a further review comparing the costs-benefits, of both RTOs with the results detailed below.

PARTNER PROGRAMS AT A GLANCE:

| PARTNERSHIP PROGRAM | SQCT | OQTA |
|-------------------------|-----------------|-----------------------------------|
| COST | | |
| Membership | \$8,795 | \$20,503 inc \$5,733 Editorial |
| Visitor Guide Editorial | \$3,278 | Included above |
| TOTAL COST | \$12,073 | \$20,503 |

| | | |
|---|--------|---------|
| MARKETING REACH | | |
| Facebook | 37,877 | 82,643 |
| Instagram | 12,600 | 32,200 |
| Twitter | 1,432 | 6,157 |
| YouTube | 158 | 200 |
| Trip Advisor | X | 56 |
| Southern Queensland Country Club | 31,968 | X |
| Outback Mates Club | X | 200,000 |
| Visitors/Travellers' Guide distribution | 55,000 | 65,000 |

| | | |
|---|---|--|
| BENEFITS | | |
| Trade Show Representation | ✓ | ✓ |
| Media Famils | 1 per year | 3 per year |
| Visitor Guide/Travellers' Editorial | 2 pages *additional pages \$1,639 each | 1 page * additional pages \$ |
| Access to Image Library | ✓ | ✓ |
| Free membership to Free Range Camping | X | ✓ |
| Board Representation | BSC currently 2 board members | 1 board member, through SWRED |
| Voting rights at AGM | ✓ | ✓ |
| Training & Educational Support Programs | ✓ | ✓ |
| Networking Opportunities | 4 x Tourism Action Group (TAG) meeting per annum | Access to closed OQTA Marketing Facebook Group |

RTO MARKETING & TOURISM PLANS:

SQCT:

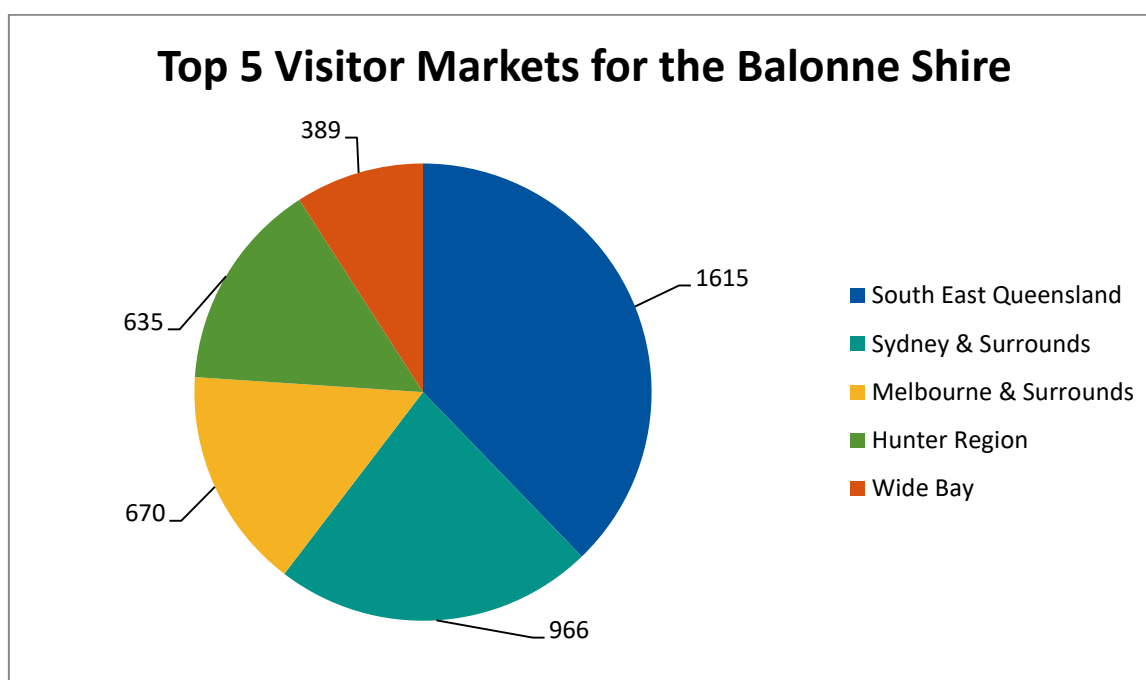
- **TARGET MARKET:** SQCT's target market is the short weekend drive market and positions its destinations as being a 'comfortable' driving radius to QLD's capital.
- **VISION:** To *'be recognised as Queensland's premier country getaway destination known for its distinct seasons and regional flavours; where you can breathe deep and enjoy a taste of life in the country'*.
- **COMPETITIVE STRENGTHS:**
 - home to award winning wines and artisan products;
 - pristine national parks and spectacular natural attractions;
 - diversity of experiences across the region offering visitors and authentic holiday;
 - history and heritage providing a snapshot into what country life was like;
 - friendly people and country lifestyle;
 - relaxed and peaceful atmosphere; and
 - four distinct seasons provide a diverse range of experiences.
- **HERO EXPERIENCES:** Natural Beauty; History and Heritage; Four Seasons; and Authentic Country Life.
- **STRATEGIC PRIORITIES:** Offering iconic experiences; preserve our nature and culture; deliver quality, great service and innovation; target a balanced portfolio of markets; build strong partnerships; and grow investment and access.
- **MARKETING CAMPAIGNS:**
 - Delivers two (2) seasonal co-operative marketing campaigns focusing on Autumn and Spring, aimed at short weekend drive market and based on Toowoomba and accommodation deals in the region.
 - Delivers one (1) long haul drive destination campaign per year in autumn – April to June.
 - Works with OQTA on Big Sky Country Drives campaign focusing on the New Zealand drive market.
- **AGREEMENT TENURE:** Three (3) year partnership currently due to expire end June 2020.

OQTA:

- **TARGET MARKET:** OQTA targets its marketing focus on the long-haul drive market originating from south east Queensland corner, New South Wales and Victoria.
- **VISION:** To be "the number one choice for authentic Australian Outback experience and adventures for families".
- **COMPETITIVE STRENGTHS:**
 - diversity of experiences across the destination offering visitors an authentic holiday;
 - relaxed and peaceful atmosphere;
 - real Australian characters;
 - attractions relating to Australia's pioneering heritage;
 - Australian wildlife and geography;
 - accessible desert experiences;
 - events and entertainment;
 - pristine, safe 'old world' towns;
 - authentic Queensland country history and heritage;
 - considered a 'genuine' Australian destination;
 - diverse landscape and natural environment;
 - dinosaurs and fossils; astronomy;
 - birdwatching; and
 - other 'quirks'.

- **HERO EXPERIENCES:** Heritage and Locals, Outback Adventures, Dinosaurs and Timeless Landscape and Endless Sky.
- **STRATEGIC PRIORITIES:** Showcase the region's natural culture and heritage, develop the Outback as an accessible destination with an abundance of experiences, maintain and grow existing drive based tourism, improve visitation in the shoulder season, utilise new technologies to reach target markets, deliver authentic high quality experiences, be a leader in story-telling as using Outback characters as ambassadors, improve domestic and international market readiness, attract new markets through improved access, new product and iconic experiences, identifying current gaps, improve road, rail and air infrastructure and services for access and connectivity between regions.
- **MARKETING CAMPAIGNS:**
 - OQTA runs an 'always on' (year round) marketing campaign, in which they focus on the drive market.
 - Works with SQCT on Big Sky Country Drives campaign focusing on the New Zealand drive market.
- **AGREEMENT TENURE:** OQTA offers a yearly partnership agreement.

TARGET MARKETS FOR BALONNE:



- As noted by the recent analysis of visitor postcodes to the St George Visitor Information Centre from 2018 (shown in the diagram above), the top three markets for visitors to the Balonne are long haul drive travellers from – South East QLD (Brisbane, Gold Coast, Ipswich, Lockyer Valley, Logan, Moreton Bay, Noosa, Redland, Scenic Rim, Somerset, Sunshine Coast), Sydney Metro & Surrounds (NSW) and Melbourne Metro & Surrounds (VIC).
- Primarily grey nomads however families are increasing.
- Balonne is not considered as a weekend getaway destination to South East Queensland corner (unless there is a specific event or purpose). However it attracts tourists wanting to take a short 1-2 week break by doing the natural sciences loop, Roma – St George, Charleville – Cunnamulla loops.
- The main feeder travel routes that tourists drive through the Balonne Shire on are the Adventure Way and the Great Inland Drive.

- Adventure Way starts in Brisbane and travels through Toowoomba, Dalby, Moonie, St George, and Bollon and continues on to Cunnamulla, Eulo, Thargomindah and vice versa. This route places the Balonne Shire at the end of Southern Queensland Country (RTO) and the beginning of Outback Queensland Tourism Association (RTO).
- The Great Inland Drive which originates in Sydney crosses the NSW border from Lightning Ridge, Hebel, Dirranbandi, St George, Surat, Roma, Injune, Carnarvon Gorge and vice versa. The location of the Balonne Shire on this driving route sees the Shire sit between two Outback RTOs - Outback Queensland Tourism Association and Outback New South Wales.

LOCAL RTO CONNECTIONS & ALIGNMENT

- Both RTO's offer membership to local tourism operators.
- SQCT – Pelican Rest, Riversands Wines and Nindigully Pub are the only local operators to have membership with SQCT. Steve Burns from the Nindigully Pub is an Industry Representative on SQCT's board.
- OQTA – Currently no local members of the RTO. However, pubs, river cruises, farming and agricultural tours all fit well. A unique selling point could be having "Queensland's Outback winery".

On balance being a part of OQTA would offer better value and be a better fit for the Balonne Shire Council. However, given our unique border location reflecting both RTO regions, Council's commitment to increasing the development and growth of the tourism industry in the Shire, and that our current contract with SQCT doesn't expire until June 2020, it would be best for the Shire to trial being a member of both RTOs for the 2019/2020 financial year.

Link to Corporate Plan

| Key Foundation Area | Key Program Area |
|---------------------|--------------------------------|
| <u>Economy</u> | Tourism growth and development |

Consultation (internal/external)

Digby Whyte – Director Community & Environmental Services, Balonne Shire Council
 Kim Wildman – Manager Tourism, Balonne Shire Council
 Peter Homan – Chief Executive Officer, Outback Queensland Tourism Association
 Mary-Clare Power – Chief Executive Officer, Southern Queensland Country Tourism

Legal Implications

Nil

Policy Implications

- Balonne Shire Council Tourism Policy

Financial and Resource Implications

- Council's membership to SQCT is paid up until 30 June 2020.

Attachments

Nil

Recommendation/s

That Council trials membership to both Southern Queensland Country Tourism and Outback Queensland Tourism Association for the 2019/20 financial year.

Digby Whyte

Director Community and Environmental Services

OFFICER REPORT

TO: Council

SUBJECT: Support for QLD Weekender Production Featuring the Food Flavours and Experiences of the Shire

DATE: 08.05.19

AGENDA REF: CES4

AUTHOR: Kim Wildman - Tourism Manager

Executive Summary

This report details the proposal submitted to the Manager Tourism from Channel 7 for the Shire to be featured in an upcoming half hour Queensland Weekender special program starring celebrity chef and actor Mirko Grillini dedicated to the culinary experiences and events of the Balonne and Paroo Shires.

Background

In February 2019, celebrity chef Mirko Grillini contacted the Manager Tourism about the potential to highlight the Balonne Shire in a new travel and cooking show he was developing. Mirko has previously presented Italian cooking classes in St George, and because of his local connections wanted to include Balonne in the production along with the Paroo Shire.

Mirko then pitched the idea to the producers of Channel 7's Weekender program, who, on the back of the launch of Premier Anastacia Palaszczuk's Year of Outback Tourism, jumped at the opportunity to run a special program highlighting the produce and events of two Outback Queensland Shires.

The producers of Channel 7's *Queensland Weekender* program then presented a proposal for the program, A Culinary Road Trip with Mirko Grillini, to both the Manager Tourism Balonne Shire Council and the Tourism Team Leader, Paroo Shire Council.

Paroo Shire Council has already agreed to be part of this project.

PROPOSAL

- One (1) half hour, road trip style Show co-sponsored by the Balonne and Paroo Shire Council highlighting the culinary experiences of the Shires and back dropped by the all the colour and festivities of local events.
- The events the producers and Mirko chose to tie the program in with are the Cunnamulla Fella Festival (end August) and the River Dragon Multicultural Festival (beginning September).

- It is proposed that the TV crew will arrive in Cunnamulla on Friday 30 August cover the Cunnamulla Fella Festival and then head to St George to cover the River Dragon Multicultural Festival and the produce of the Shire.
- On route from Cunnamulla to St George the crew will stop and film stories on other key attractions in the Balonne and Paroo Shire. Rather than go direct, the suggested route would take the TV crew through Bollon, Dirranbandi, Thallon and Nindigully before arriving in St George.

COST

- The initial cost for the proposal was quoted as \$30,000 investment to be shared 50/50 by both Councils. This was originally viewed as including in-kind support which has since been clarified as a cash investment from both Councils.
- After further negotiations, the Manager Tourism was able to reduce this cash investment to \$12,000 for each Council.
- The Manager Tourism then consulted with the organiser of the River Dragon Multicultural Festival, Cr Robyn Fuhrmeister, who stated she believed the festival would be able to source \$7,000 in sponsorship from local producers and suppliers who would benefit from the media exposure.
- The total investment sought from Council is therefore \$5,000 (payable subject to the securement of the additional \$7,000 in sponsorship).

BENEFITS

- For the \$5,000 investment the Shire will be promoted in a one (1) half hour special which will be aired twice – once following the festival and then again in January 2020.
- The program will be distributed across the *Queensland Weekender* Broadcast, Digital and Social platforms which the producers have valued at \$62,000.
- In addition to the TV viewing audience, the media reach of the program includes more than 51,000 Facebook followers, 23,000 Instagram followers.
- *Queensland Weekender* will provide additional social media coverage throughout filming including using Facebook Live. They have said they will also give the Shire permission to use the footage for its promotions.
- The aim of the *Queensland Weekender* program is to capture the Queensland Spirit – the passionate people, the captivating stories, the food and wine, and the spectacularly diverse landscapes of the State.
- The Show will thus provide a great platform for the Shire to connect with potential visitors through a trusted and credible source.
- The program's audience aligns with the target market of the Balonne Shire with the greatest number of visitors coming South East Queensland, as made evident by a recent analysis conducted by the Manager Tourism.
- The particular culinary road trip angle of the proposed production will tie in nicely with the expanded 2019 River Dragon Multicultural Festival given its inclusion of a food of the world long-table into this year's event.
- It's also worth noting that one of *Queensland Weekender's* hosts, Chris Parsons, has been contracted to act as the MC for the festival and so will already be on the ground in the Shire and that the festival

organisers have been awarded a Tourism & Events Queensland Grant which has been used to engage an external marketing consultant to help promote the event and propel it into the future.

- This partnership would also promote better working relationships with the Paroo Shire Council.
- Additionally, the Manager Tourism is working with celebrity chef Mirko Grillini to present a cooking class for interested locals while he is here which would benefit the greater community.

Given the broad focus of the program in that it will not only highlight the festival, but the foods, flavours and experiences of the Shire, the media exposure generated from this partnership will support the growth of tourism and in turn benefit the local community both from an economic and social perspective which is in line with the goals outlined in Council's Corporate Plan (2018-23).

Link to Corporate Plan

| Key Foundation Area | Key Program Area |
|---------------------|--------------------------------|
| <u>Economy</u> | Tourism growth and development |

Consultation (internal/external)

Cr Robyn Fuhrmeister, Balonne Shire Council

Digby Whyte, Director of Community & Environmental Sustainability, Balonne Shire Council

Kim Wildman, Manager Tourism, Balonne Shire Council

Barbara Mason, Tourism Team Leader, Paroo Shire Council

Mirko Grillini, Chef and Actor

Tiffany McKinnon, Series Producer, Queensland Weekender

Legal Implications

NIL

Policy Implications

NIL

Financial and Resource Implications

\$5,000 would need to be allocated to the project from the Council Budget.

Attachments

Nil

Recommendation/s

That Council amend its 2018/19 budget in accordance with S170(3) of the Local Government Regulations 2012 to allocate \$5,000 to fund Channel 7's *Queensland Weekender* "A Culinary Road Trip with Mirko Grillini" proposal, subject to securing an additional \$7,000 in sponsorship.

Digby Whyte

Director Community and Environmental Services

OFFICER REPORT

TO: Council

SUBJECT: **Community Donations, Sponsorship and Grants Program - Mungindi Show Society**

DATE: 03.05.19

AGENDA REF: CES5

AUTHOR: Dani Kinnear - Community Development Officer

Executive Summary

Sponsorship request from Mungindi Show Society for their 2019 Show.

Background

The Balonne Shire Council is committed to assisting community organisations whose activities provide benefit to Balonne Shire's population. The application process for the Community Donation, Sponsorship and Grants program is designed to ensure that all assistance is provided in an equitable and accountable manner for projects and events that meet the cultural, community, education and recreational needs of the Balonne Shire.

Council received a request for support from the Mungindi Show Society for sponsorship of the 2019 Mungindi Show. The Mungindi Show will be held on the weekend of 10th and 11th August 2019. Mungindi Show Society has requested a sponsorship of **\$2,500** however also offers three sponsorship packages:

Blue Ribbon Sponsorship \$1,000 and over

- Acknowledgment as a major blue ribbon sponsor
- Company name and logo on all promotional material
- Free exhibition space for a display/pop up shop
- Full page advertisement in the show program
- Right to display banners/signage
- Promotion via PA system
- Free Show entry for 4 people
- Flag Displayed at Grounds Entrance

Red Ribbon Sponsorship \$ 500 to \$999

- Acknowledgment as a red ribbon sponsor
- Company name on all promotional material
- Free exhibition space for a display/pop up shop
- ½ page advertisement in the show program
- Right to display banners/signage at the show
- Promotion via PA system
- Free Show entry for 2 people

Green Ribbon Sponsorship \$ 250- \$499

- Acknowledgment as a green ribbon sponsor
- Free exhibition space for a display/pop up shop
- ¼ page advertisement in the show program
- Promotion via PA system
- Free Show entry for 2 people

Link to Corporate Plan

| Key Foundation Area | Key Program Area |
|---------------------|----------------------|
| <u>Community</u> | Community well-being |

Consultation (internal/external)

Mungindi Show Society Sponsorship Coordinator

Legal Implications

Not Applicable

Policy Implications

Balonne Shire Council Community Grants and Assistance Policy

Financial and Resource Implications

Council Community Donation Sponsorship and Grants program has an approved annual budget of \$18,000. Council has thus far approved/allocated \$15,435.37 of these funds, resulting in **\$2,564.63 remaining** for future requests.

Mungindi Show Society has requested **\$2,500** sponsorship. Council provided support of \$2,000 for this event in 2017 and 2018 through the Community Donations, Sponsorship and Grants program. In 2016 Council provided support of \$500 towards this event.

This year Council supported The Dirranbandi and The St George Show Society with \$1,000 from the Community Donations, Sponsorships and Grants program and waived hire fees of the showgrounds.

If Council resolves to sponsor Mungindi Show Society the full amount requested, there will be no remaining funds to support any other community projects in the 2018/19 financial year.

So in light of this, it is recommended that Council sponsor Mungindi Show society with \$2,000 consistent with previous years.

Council has sufficient funds to support Mungindi Show Society with \$2,000

| | | |
|----------------------------------|-----------|---------------|
| Annual Budget | | \$18,000 |
| Less approved/allocated requests | 15,435.37 | |
| Less pending requests | | |
| Mungindi Show Society | 2,000.00 | |
| | | |
| Total remaining | | 564.63 |

Attachments

1. Sponsorship request from Mungindi Show Society [↓](#)

Recommendation/s

That Mungindi Show Society be sponsored with \$2,000 from the Community Donations, Sponsorships and Grants Program for the 2019 Show

Digby Whyte

Director Community and Environmental Services



Community Grants and Assistance

Application


This form is to be completed when requesting Community Grants and Assistance. **Please refer to Balonne Shire Council's Community Grants and Assistance Policy for project eligibility and details.**

Privacy Notice: Balonne Shire Council is collecting the personal information you supply on this form for the purpose of receiving and considering your organisations request for funding under Council's Community Grants and Assistance Program. Personal details will not be disclosed to any other person or agency external to Council without individual consent, unless required or authorised by law. Program funding details will be published by Council in Council's annual report.

Please indicate which assistance type:

- ☐ Fee Waiver (eg. Concessional hire of Council facilities) N.B. Security deposit is required to be paid prior to use of Council facilities.
- ☐ In kind Support (eg. Photocopying, equipment hire)
- ☐ Donations (eg. Gift baskets, awards, prizemoney up to \$200)
- ☒ Sponsorship (eg. Events, service, activities up to \$5,000)
- ☐ Events of Shire Significance - Major local events, applications to be lodged by 31 January in financial year prior to event, including full event details and budget. Acquittal of funding to be submitted within 6 weeks of event completion.
- ☐ Projects of Shire Significance- Major local projects, applications to be lodged by 31 January in financial year prior to event including full project details and budget. Acquittal of funding to be submitted within 6 weeks of project completion.

| | |
|---|--|
| Office Use Only | Magiq Document ID: |
| Approval up to \$200 Approval is hereby provided for the purpose of the abovementioned in accordance with the Community Grants and Assistance Policy | Approval >\$200 Approval is hereby provided for the purpose of the abovementioned in accordance with the Community Grants and Assistance Policy |
| Approval amount: _____ | Approval amount: _____ |
| _____ | Council Resolution: _____ |
| Chief Executive Officer or delegate Date: _____ | Date: _____ |



Community Grants and Assistance

Application

| | |
|--|---|
| EVENT/PROJECT NAME: | 2019 Mungindi Show |
| Location: | Mungindi 2406 |
| Estimated Value sought: | \$2,500 |
| ORGANISATION NAME: | Mungindi Show Society Incorporated |
| Postal Address | PO BOX 37 Mungindi 2406 |
| Contact Person | Ally Orchin |
| Contact Number | 0417543467 |
| Email Address | allymurphy@bigpond.com |
| Is your organisation not-for-profit? | Yes |
| Is your organisation incorporated? | Yes |
| Is your organisation registered for GST? | No |
| ABN | 2986 736 1909 |
| Does your organisation have Public Liability Insurance? Please attach Certificate of Currency | Yes - attached |
| Does your organisation have any other Insurance? Please attach Certificate of Currency | No |
| Brief Description of Event/Project: (Max 250 words) | Our mission is to host a fun-filled, entertaining, social community gathering on the weekend of August 10 and |


Document No. >> 39264 Version No.1.0.1

Authorised by >> Director Finance & Corporate Services and Director of Community & Environmental Services

Initial Date of Adoption >> 21 December 2017

Latest Version Adopted: 21 December 2017


Next Review Date>> December 2019



Community Grants and Assistance

Application

| | |
|--|--|
| | <p>11 this year in Mungindi- a small community with a big heart. Our aims are to encourage safe social interaction in order to show our support to our local and wider community's families and friends. We have several other local community organisations, in Mungindi as well as from towns such as Thallon, join in our weekend to raise funds for their organisations. This shows our support and encouragement of development for the whole region. Our annual event promotes healthy social opportunities for all ages and we are hoping being such a unique town on the border that the Balonne Shire may offer some monetary support as we reach so many community goes within your shire.</p> <p>We host the usual Show activities such as a woodchop, horse events; grain shovelling competition, pavilion exhibitions, billy boiling comp, pet parade, Helicopter lolly drop, Bubble Muffin Man cooking classes for the kids, yard dog trials, dog show and high jump. We like to think outside the box a bit and we also boast a highly competitive Weber BBQ cook-off, Poet's Breakfast on Sunday for all ages, U-Beaut-Ute comp and Ute Barrel Racing & lawn mower races. We will also host team penning on Saturday (livestock and season permitting). We also host a fun sideshow alley, a great fireworks on Saturday night and an array of local and travelling pop up shops and displays to browse and plenty of yummy food options! Our main attraction this year is our very own Header/Picker Demolition Derby on Saturday afternoon- the very first event of its kind in NSW!! We also have the crack up sisters coming along and crocodile encounters AND Chase from Paw Patrol and Dorothy the Dinosaur coming as well.</p> |
| Is this a new or existing event/project: | Existing event |
| Is this a 'one off' or Annual event/project: | Annual event |
| Event date/Project start & completion date: | August 10 th & 11 th 2019 |



Community Grants and Assistance

Application

Budget – Major Events and Projects

All amounts are to be shown in whole dollars and include GST.

(Attach a separate budget if insufficient space below)

| Income (eg. Organisation's income, entry fees, in kind) | | Expenditure (attach quotations) (eg. Venue Hire, Marketing, Contractors, Permits) | |
|--|-----------------|--|-----------------|
| Sponsorship expected | \$40,000 | Marketing (Imparja, radio) | \$8,000 |
| Gate entry | \$10,000 | Carting and bus hire | \$3,000 |
| Site fees | \$500 | Alcohol | \$12,000 |
| Bar | \$18,000 | Trophies, prizes | \$14,700 |
| Wool sale | \$3,200 | Insurance | \$4,500 |
| | | Entertainment (head derby, crack up sisters, croc hunters) | \$22,300 |
| Grant Requested from Council | \$2,500 | Travel/accom | \$2,500 |
| Other Revenue Sources | | Admin/wages | \$6,000 |
| Memberships, event takings, sideshows, booklets | \$7,000 | Gate duty | \$2,000 |
| | | Gas, food, cleaners, security | \$6,200 |
| TOTAL INCOME | \$81,200 | TOTAL EXPENDITURE | \$81,200 |
| | | | |

Please ensure that budgets tally correctly and balance.

DECLARATION

I certify that the information provided in this application is true and correct and that I am authorised to make this application on behalf of the organisation.

(Note: This application form must be signed by two executive officers of the incorporated body accepting legal and financial responsibility for Council's assistance)

Name: Ally Orchin Name: _____


Document No. >> 39264 Version No.1.0.1

Authorised by >> Director Finance & Corporate Services and Director of Community & Environmental Services

Initial Date of Adoption >> 21 December 2017

Latest Version Adopted: 21 December 2017

Next Review Date>> December 2019



DECLARATION

I certify that the information provided in this application is true and correct and that I am authorised to make this application on behalf of the organisation.

(Note: This application form must be signed by two executive officers of the incorporated body accepting legal and financial responsibility for Council's assistance)

Name: Ally Orchin

Name: Stacey Carsed

Position: Sponsorship Coordinator

Position: President

Signature: [Signature]

Signature: [Signature]

Date: 29/4/19

Date: 29.4.19

SUPPORTING DOCUMENTATION

Please ensure that all required attachments are provided to allow for consideration of your application:

- ☐ Application form fully completed and signed by two approved officers
- ☐ Copy of Public Liability Certificate of Currency
- ☐ Copy of Certificate of Incorporation
- ☐ Copy of relevant quotes
- ☐ Copy of required permits/approvals
- ☐ Other – please specify: _____

CONFIDENTIAL ITEMS

(CFCS) FINANCE AND CORPORATE SERVICES

| ITEM | TITLE | EXECUTIVE SUMMARY | PAGE |
|-------|--|---|------|
| CCFS1 | <u>COUNCIL CONSIDERATION TO WAIVE COMPOUNDING INTEREST ACCUMULATED ON ASSESSMENTS 00870- 00000-000 AND 01062- 00000-000</u> | This item will be discussed in closed session in accordance with section 275 of the Local Government Regulation 2012. | |
| CCFS2 | <u>COUNCIL AUCTION - LAND FOR SALE OF ARREARS</u> | This item will be discussed in closed session in accordance with section 275 of the Local Government Regulation 2012. | |

INFORMATION REPORTS

(ICEO) CHIEF EXECUTIVE OFFICER

| ITEM | TITLE | EXECUTIVE SUMMARY | PAGE |
|-------|---|--|------|
| ICE01 | <u>MONTHLY REPORT</u> | Grants information report 6 April – 3 May 2019 | 135 |
| ICE02 | <u>ECONOMIC DEVELOPMENT MONTHLY REPORT APRIL 2019</u> | Economic Development Report April 2019 | 137 |
| ICE03 | <u>MONTHLY REPORT</u> | Grants information report 6 April – 3 May 2019 | 206 |

OFFICER REPORT

TO: Council

SUBJECT: Monthly Report

DATE: 07.05.19

AGENDA REF: ICE01

AUTHOR: Stephanie Price - Grants Officer

Executive Summary

Grants information report 6 April – 3 May 2019

Grants Summary

Submitted Full Business Case Applications 5

Attachments

1. 16 May - Grants Monthly Information Report.pdf [↓](#)

Matthew Magin
Chief Executive Officer

Grants Officer - Information Report

6 April – 3 May 2019

Submitted - Full Business Case Grant Applications

| Program | Project Name | Date Submitted | Outcome Due Date | Amount Applied for \$ |
|---|--|----------------|------------------|-----------------------|
| Queensland Seniors Week - QLD Gov | An Enjoyable Morning for our Senior Citizens | 5-Apr-19 | Apr-19 | \$1k |
| Queensland Disaster Resilience Fund | 1) Generators | 18-Apr-19 | Jun-19 | \$172,519.98 |
| Queensland Disaster Resilience Fund | 2) Flood & Storm Water Mapping | 18-Apr-19 | Jun-19 | \$74,800.00 |
| Queensland Disaster Resilience Fund | 3) Regional Resilience Officer | 18-Apr-19 | Jun-19 | \$335,816.80 |
| Tackling Tough Times Together - Foundation for Rural & Regional Renewal | Restoration of the Nindigully Boomerangs | 30-Apr-19 | Mid July 2019 | \$20k |

OFFICER REPORT

TO: Council

SUBJECT: Economic Development Monthly Report April 2019

DATE: 07.05.19

AGENDA REF: ICE02

AUTHOR: Garnet Radford - Economic Development Officer

Executive Summary

Economic Development Report April 2019

Report Summary

The purpose of the milestone report is to update Council on Economic Development activity in the Balonne Shire during the month of April 2019.

- Meet with local businesses, key local stakeholders, local producers, business decision makers and local champions to make them aware of the EDO's services as well as work on existing and new commercial opportunities including business expansions;
- Meet key regional stakeholders from varying levels of government relevant to economic development projects;
- Update on key inward investment and expansion projects and activities for the period;
- Provide value-added services and business support to clients;
- Marketing to prospective investors and identify further investment opportunities.

Summary of activity during the month of April including Year To Date (YTD) is below:

| Metric | Activity | Notes |
|--|----------|---|
| New Business enquiries | 4 | Monthly business enquiries |
| YTD new business enquires | 53 | Year to date enquiries |
| Business engagement meetings | 18 | Meetings in the month with key stakeholders, |
| YTD Business meetings | 204 | Year to date client and stakeholder meetings |
| Follow up and value-add services (Referrals) | 7 | Introductions to assist local businesses – grants, services, business development, cost savings |
| YTD Referral services | 110 | Year to date referrals and tracking outcomes |
| Relevant events facilitated and/or attended | 3 | Includes forums and events, chamber/progress associations and other ED relevant events |
| YTD Business events | 37 | Relevant events attended and/or presented at |
| Investments realised | 0 | Investments in month |

| | | |
|----------------------|----------|---|
| Investments YTD | 4 | Year to date investments announced in FY |
| Value of investments | \$0 | \$ value of investments in month |
| Investments \$ YTD | \$2.375m | Total value of investments Year to date in FY |
| Jobs created | 0 | Jobs created (announced) in period |
| YTD Jobs | 5 | Jobs created (announced) year to date |

Work Program Highlights

- REDP Milestone 3 Report completed;
- Balonne Horticultural Snapshot/Fact Sheet translated into Japanese and Chinese;
- Submission to Productivity Commission – Zonal Taxation;
- Marketing Plan completed;
- WDEF Landholder assessments;
- Asian investor interest in horticulture and tourism projects; and
- Four business enquiries and overseas enquiry through international trade commission

Attachments

1. Economic Development Report April 2019 Supporting Documentation.pdf [↓](#)
2. Horticultural Fact Sheet and Translations.pdf [↓](#)
3. Milestone 3 Report REDP Funding.pdf [↓](#)

Matthew Magin
Chief Executive Officer

Supporting Documentation – April 2019 Economic Development Update

1.1 Events

- St George Chamber – 10 April (St George)
- Library Innovation Centre Update – 17 April (St George)
- Darling Downs Southwest RDA – Population Attraction – 24 April

1.2 Business Activity and Lead Generation

- Rugby League Hall of Fame for St George Rugby – proposed;
- Indigenous group business start-ups for Balonne Shire (Native bush foods and Cubic Farms);
- Brisbane based agronomist looking at reducing salinity through a vault, vapour condense technology. Treat up to 20ML/day;
- Space R&D group who have launched a commercial rocket near Westmar (Bungunya). Keen to look at opportunities around St George; and
- Local Chinese investors initial interest in horticultural and tourism opportunities for Balonne.

1.3 Reporting

- REDP Funding Milestone 3 submitted 30 April;
- Operational Plan 2019-2020;
- Operating budget 2019-20 FY;
- 3 Year ED action plan revisions completed;
- Marketing Plan completed;
- CAMMS Reporting;
- Economic Development Activity report;
- Horticultural Industry Fact Sheet for Investment Attraction purposes including translations – Japanese and Simplified and Traditional Chinese;

2.0 Existing Priority Projects Updates

Project updates below on the existing priority projects.

| Project | Status/Update |
|------------------------|---|
| Thallon Grain Upgrade | DSDDMIP, Thallon Grains submitted JARGF application |
| Thallon Freight Hub | Initial discussions with ARTC on opportunities. ARTC has been invited out to Balonne to present to stakeholders. |
| Carrot Production | Follow up discussion with Lamattina family in June post Hort Connections – visiting Mildura |
| Mooramanna Feedlot | Expansion plans discussed subject to exclusion fencing and drought. |
| Fucheng (Westmar) | Continue to follow up with Fucheng on plans and work with DSDDMIP, GTT on workforce development (employment strategies) and procurement opportunities. Announcements in May |
| Horticulture expansion | Opportunity to invest in business and property. Speaking to various investors. |
| Truck Fuel Stop | Proponents met with Mayor and CEO and Planning Officer to |

| | |
|--|--|
| | discuss application process, timeframes. 24/7 operations and 6-8 jobs, 12 months build time. |
| Electricity Generation Renewable Energy Projects (2) | No further update - projects not progressing |
| Solar Farm St George | No further update. |
| Cluster Exclusion Fencing | Landholder applications closed on 30 April. Assessments/evaluations in early May. |
| St George Aerodrome | No further follow up as per DA. |
| St George Meat Processing | EDO proposing to meet CEO on 7 May in Howlong (Albury) |
| Learning Hub – Library | Update with Councillors – Architect and consultant update |

3.0 Investments Realised and Job Creation/Retention

For the month of April, no new investments or expansions have been announced.

| Investments | YTD | Project Value \$ | YTD | Jobs | YTD |
|-------------|-----|------------------|----------|------|-----|
| 0 | 4 | 0 | \$2.375m | 0 | 5 |

4.0 Economic Development Activity

4.1 New Business Enquiries

In the month of March, there was one new business enquiry from Brisbane. Year to Date (YTD) there have been 49 business enquiries. In addition to the priority projects, the EDO will continue to follow up and report on these projects and located within the Economic Development Activity excel spreadsheet.

| Enquiries | Totals | YTD | Sector | Totals | YTD |
|--------------|----------|-----------|-------------------------|----------|-----------|
| New | 3 | 38 | Agriculture | 1 | 15 |
| Expansion | 1 | 15 | Education/Training | 0 | 2 |
| Total | 4 | 53 | Energy | 0 | 3 |
| External | 3 | 32 | Health and Medical | 0 | 2 |
| Local | 1 | 21 | Horticulture | 0 | 8 |
| Total | 1 | 53 | Indigenous | 1 | 1 |
| | | | Manufacturing | 0 | 6 |
| | | | Property | 0 | 2 |
| | | | Retail | 0 | 3 |
| | | | Tourism | 1 | 5 |
| | | | Transport and Logistics | 0 | 2 |
| | | | Other | 1 | 1 |
| | | | Total | 4 | 53 |

4.2 Client Meetings

During the month, there were 18 Economic Development meetings of which 14 were external and four local. The purpose of these meetings is to engage and meet with key stakeholders, business

champions, investment enablers and investors and business owners directly to promote the Shire and identify business opportunities. Year to Date (YTD), there have been 204 ED meetings.

Sector meetings are broken down as is the origin of the enquiry. Meetings are defined as face to face as well as phone conversations with the proponents. Government (5), Agriculture (4), Tourism (Sport) (3) and Professional Services (3) were the most represented sectors. Brisbane (6), and St George (4) were the regions that were the most represented.

| Sector | Meetings | YTD | | Location | Meetings | YTD |
|-----------------------|-----------|------------|--|-------------------|-----------|------------|
| Agriculture | 4 | 46 | | St George | 4 | 67 |
| Council | 0 | 4 | | Dirranbandi | 0 | 28 |
| Creative | 0 | 1 | | Thallon | 0 | 3 |
| Education/Training | 0 | 9 | | Mungindi | 0 | 3 |
| Energy | 0 | 7 | | Hebel | 0 | 0 |
| Government | 5 | 26 | | Nindigully | 0 | 0 |
| Health/Medical | 0 | 4 | | Bollon | 0 | 2 |
| Indigenous | 1 | 5 | | Brisbane | 6 | 30 |
| Manufacturing | 0 | 9 | | Gold Coast | 2 | 8 |
| Professional Services | 3 | 41 | | Goondiwindi | 1 | 9 |
| Retail | 1 | 26 | | Toowoomba | 0 | 13 |
| Tourism | 3 | 18 | | Dalby | 0 | 2 |
| Transport | 0 | 3 | | Stanthorpe | 1 | 2 |
| Infrastructure | 1 | 5 | | Roma | 0 | 3 |
| | | | | Logan | 2 | 6 |
| | | | | Tasmania | 0 | 1 |
| | | | | Northern NSW | 0 | 1 |
| | | | | Melbourne | 0 | 9 |
| | | | | Sydney | 0 | 4 |
| | | | | Bundaberg | 0 | 1 |
| | | | | Warwick | 0 | 1 |
| | | | | Longreach/Emerald | 1 | 2 |
| | | | | Wagga Wagga | 0 | 1 |
| | | | | South Australia | 0 | 3 |
| | | | | International | 1 | 5 |
| Total | 18 | 204 | | Total | 18 | 204 |

4.3 Referrals

Referrals are regarding introductions to government programs, advisors, mentors and other persons or government programs to assist local business growth and expansion. A total of 7 programs in the month of April were referred to local businesses with 110 referrals year to date. Outcomes will be tracked and reported on from these referrals.

| Sector | Apr 2019 | YTD | Notes |
|----------------------------|----------|-----|---|
| Agriculture | 2 | 11 | Investors into Agriculture |
| Chamber of Commerce & Orgs | 0 | 4 | |
| Education & Training | 1 | 37 | Referral to workforce development programs for retailer |

| | | | |
|-----------------------|----------|------------|---|
| Eco efficiency | 0 | 14 | |
| Energy | 0 | 13 | Supply chain information Santos – procurement in Roma sent to applicable businesses – 1 attending |
| Environmental | 0 | 3 | |
| Health & Medical | 0 | 2 | |
| Horticulture | 1 | 23 | Referred 1 investor – possible assistance with expansion with local group |
| Retail | 2 | 11 | Procurement – supply chain opportunities |
| Professional Services | 1 | 16 | Opportunities in Balonne to Canadian Trade Commission – 1 company response (digital sensors – connectivity) |
| Tourism | 0 | 2 | |
| Vitaculture | 0 | 1 | |
| Export | 0 | 3 | |
| Total | 7 | 110 | |

5.0 Relevant events attended/presented

| Event | Date | Purpose |
|----------------------------------|----------|--|
| St George Chamber Meeting | 10 April | Chamber Meeting |
| Library innovation Centre Update | 17 April | Update on Library Project – architectural design |
| Darling Downs SW RDA | 24 April | Zoom Conference Call – Population Attraction |

5.1 Upcoming and proposed events

| Event | Date | Purpose and Location | Cost |
|---|------------|---|--------------------|
| Dirranbandi Day Care – Consultant Update | 2 May | Update on Dirranbandi Long Day Care Project | \$0 |
| Spray Drift Management Group | 2 May | Vanderfield – formal structure | \$0 |
| Meeting with Staughton Group | 7 May | Follow up on previous Council visit, updates and new programming | \$450 |
| St George Chamber Meeting | 8 May | Chamber Meeting | \$0 |
| DDSW Economic Development Forum | 22-23 May | Discuss regional Economic Development issues and opportunities. Toowoomba and overnight accommodation. | \$120 |
| Inbound Trade delegation | 26-27 May | Japanese and Taiwanese investors and buyers (agriculture) to visit St George – facilitated by DAF, TIQ and BSC. | TBC |
| Small Business Week | May 27-31 | Breakfast on 28 th and Networking event on 30 th . ED to sponsor. | \$2500 |
| Hort Connections – Leading national horticultural forum and external business meeting program | 24-28 June | Identified in the proposed ED Action Plan and recommended by large horticultural producer would be encouraged if Council can attend - Melbourne | \$2200 (all costs) |

Attachment 1 – Investment Fact Sheet (Horticulture)

English



OPPORTUNITIES

| Agriculture | Horticulture |
|---------------------------------------|---|
| AgTech & BioTech | AgTech & BioTech |
| Education & Training | Education & Training |
| Research & Development | Research & Development |
| Water & Irrigation Technology | Water & Irrigation Technology |
| Healthcare, FoodTech & Processing | Value Added Processing |
| Animal & Deep Science & Technology | Nutrition, Vitamins & Supplement Research |
| Threat Detection, Crisis & Technology | Native Bush Foods & Medicines |
| Freight & Logistics | Freight & Logistics |



CORPORATES IN BALONNE SHIRE






Balonne Shire Horticultural Industry Snapshot 2019

CONTACT US
 Balonne Shire Council (Economic Development)
 112 118 Victoria Street, St George, Qld 4487
 P: +61 7 4620 8925 M: +61 0818 106 854
 E: council@balonne.qld.gov.au
 W: www.balonne.qld.gov.au/economic-development

THE SHIRE



Queensland is located 16 hours west of Brisbane in South West Queensland. The region covers 11,117km² with St George as its main business centre. Agriculture is the main industry sector in the region economy.

- cotton and grain production
- cattle and sheep grazing
- horticulture

The Balonne Shire is within the agricultural catchment of emerging agtech and agscience centres of Toowoomba and Geraldton.

TRAVEL





BRISBANE
 Drive - 8 hours
 Fly - 1.5 hours
STYRLING
 Drive - 3 hours then Fly - 1 hour
TOOWOOMBA
 Drive - 4 hours

St George Aerodrome - Regional Services (NAP) Fly & Drive to St George return from a service
 Toowoomba Wellcamp Airport - Domestic & International Passenger & Freight
 Roma Airport - Domestic
 Moree Airport - Domestic
 Bialla Airport - Domestic & International
 Gold Coast Airport - Domestic & International

INFRASTRUCTURE

| Highways | Ports | Trains & Motor Services | Rail Freight Services | Water | Electricity |
|---|------------------|-------------------------|------------------------|---|---------------|
| Campana Hwy (N55), Main Rd Hwy (N16), Eastlink Hwy (N6) | Port of Brisbane | Torres, Spirit | Qantas, Tuller, Qantas | Arrium, Australian Rail Track Corporation | Servicewire |
| | | | | | Energy Energy |

BALONNE SHIRE'S ECONOMIC PILLARS


HORTICULTURAL CROPS GROWN IN BALONNE SHIRE

| CROP VARIETY | MARKETS |
|--------------|-----------------------------|
| Berries | Domestic, Japan, Asia (30%) |
| Carrots | Domestic |
| Garlic | Domestic |
| Onion | Domestic |
| Sweet Corn | Domestic, Japan |
| Blueberries | Domestic |
| Citrus | Domestic |
| Mangoes | Domestic, India |
| Pomegranate | Domestic, Asia (Other) |
| Table Grapes | Domestic |
| Tomatoes | Domestic |

AGRICULTURE
 53% of all business
 31% of all employment

AGRICULTURE TOTAL VALUE
 \$278m

GROSS REGIONAL PRODUCT
 \$310m



HORTICULTURAL CROPS GROWN IN THE QUEENSLAND MURRAY DARLING BASIN

| Tree | Asian Vegetables | Carrot | Vegetables | Perennial | Squash |
|--------------|------------------|-----------------|------------|-----------|----------------|
| Apple | Asparagus | Carrot | Bean Bean | Pine | Sugar Snap Pea |
| Date | Broccoli | Cauliflower | Bean | Peas | Sweet Turnip |
| Dragon Fruit | Broccoli | Celery | Kohlrabi | Potato | Sweet Potato |
| Fruit | Broccoli | Celery | Leek | Pumpkin | Sweet Potato |
| Grape | Broccoli | Chinese Cabbage | Lentils | Radish | Sweet Potato |
| Guava | Broccoli | Citrus | Mushroom | Shallot | Tomato |
| Jackfruit | Broccoli | Cucumber | Onion | Shallot | Turnip |
| Lemon | Broccoli | Eggplant | Parsley | Shallot | Watercress |
| Nectarine | Broccoli | Garlic | | Shallot | Zucchini |
| Orange | Broccoli | | | | |

機會

| 農業 | 園藝 |
|------------|------------|
| 農業科技和生物多樣性 | 農業和生物科技 |
| 數碼行銷 | 數碼行銷 |
| 研發 | 研發 |
| 水和灌溉系統 | 水和灌溉系統 |
| 企業發展和出口 | 銷售和加工 |
| 食物安全和質量 | 保護產品和立憲性產品 |
| 商業運作和財政決策 | 基礎設施和公共服務 |
| 農業開發 | 農業開發 |

巴隆郡企業

聯絡我們

巴隆郡議會（經濟發展局）
 112-118 Victoria Street, St George, QLD 4487
 電話：+61 7 4870 8805 手機：+61 0418 168 824
 電郵：paucld@barron.qld.gov.au
 網址：www.barron.qld.gov.au/economic-development/

2019 年
巴隆郡
園藝業快覽

ICE02 - ATTACHMENT 2

机会

| 农业 | 园艺 |
|-----------|-----------|
| 农业科学和生物化学 | 农业科学和生物化学 |
| 灌溉与培训 | 灌溉与培训 |
| 研发 | 研发 |
| 生物能源技术 | 生物能源技术 |
| 灌溉系统和加工 | 灌溉系统 |
| 设备和机械科技 | 设备与与园艺食品 |
| 耐旱作物与生物技术 | 本地灌木食品与产品 |
| 食品与物流 | 食品与物流 |

巴隆郡企业

联系我们

巴隆郡议会 (经济发展局)

112-118 Victoria Street, St George, Qld 4487


座机: +61 7 4620 9805 手机: +61 0418 168 924

电邮: council@balonne.qld.gov.au

网址: www.balonne.qld.gov.au/economic-development/

2019 年 巴隆郡 园艺业快览

[illegible]




産業機会



| 農産 | 製品 |
|----------------------------|----------------------------|
| アブラムシ (Agave) / パパイヤ / コロン | アブラムシ (Agave) / パパイヤ / コロン |
| バナナ / 芋 | バナナ / 芋 |
| 豆 / 小麦 | 豆 / 小麦 |
| 豆 / 小麦 / 芋 | 豆 / 小麦 / 芋 |
| 豆 / 小麦 / 芋 | 豆 / 小麦 / 芋 |
| 豆 / 小麦 / 芋 | 豆 / 小麦 / 芋 |
| 豆 / 小麦 / 芋 | 豆 / 小麦 / 芋 |
| 豆 / 小麦 / 芋 | 豆 / 小麦 / 芋 |






パロムタ地区の企業

























お問い合わせ

Balonne Shire Council (Economic Development)

112-118 Victoria Street, St George, Qld 4187

電話: +61 7 4520 8805 携帯: +61 0418 166 824

メール: council@balonne.qld.gov.au

ウェブサイト: www.balonne.qld.gov.au/economic-development

パロムタ地区 園芸業 2019年 概要

[illegible]



Murray Darling Basin
Regional Economic Diversification Program - Queensland
Milestone 3
First Final Report – Phase 1
Department of Natural Resources, Mines and Energy
30 April 2019

Table of Contents

| | | |
|----------|---|----|
| 1.0 | Project Summary..... | 3 |
| 1.1 | Link to Program Objective..... | 3 |
| 1.2 | Outcomes..... | 4 |
| 1.3 | Outputs..... | 4 |
| 2.0 | Summary of Project Objectives..... | 6 |
| 2.1 | Milestone Progress Table..... | 7 |
| 2.2 | Priority Projects Summary..... | 8 |
| 2.3 | Priority Projects Matrix..... | 10 |
| 2.4 | Current Status of Active Priority Projects..... | 11 |
| 3.0 | Positive Outcomes..... | 12 |
| 3.1 | Positive Unintended Outcomes..... | 12 |
| 3.2 | Economic Development Outcomes..... | 13 |
| 3.3 | Grants – Economic related during period..... | 14 |
| 3.4 | Business Support Services..... | 14 |
| 3.5 | Support Services – Referrals and Introductions..... | 15 |
| 4.0 | Summary of Promotional and Engagement Activities..... | 16 |
| 4.1 | Events Attended..... | 17 |
| 5.0 | Additional Program Summary..... | 19 |
| 5.1 | Key Learnings..... | 19 |
| 5.2 | Challenges for the Program | 19 |
| 5.3 | Risks..... | 21 |
| 5.4 | Opportunities..... | 21 |
| 5.5 | Future Direction and Actions..... | 23 |
| 6.0 | Reporting..... | 24 |
| 6.1 | Financial Acquittal Report..... | 24 |
| 6.2 | Murray Darling REDP – Queensland and Balonne Shire Council..... | 24 |
| Appendix | | 25 |

1.0 Project Summary

This project will employ an Economic Development Officer who would work to secure the future prosperity and expanded employment opportunities of the Balonne Shire's residents through economic diversification and value adding to existing industries.

The Economic Development Officer role is well known in local government Australia wide and is in fact mandated in Victoria. Generally the role can be as simple as one of advocacy for major Commonwealth or State government projects - "advocacy". Alternatively, the EDO may act as a Project Manager and in extreme cases, only one project is pursued.

There are currently 21 projects listed from the previous IAP program. Other prospects will also emerge, particularly in horticulture. Therefore, it is not unrealistic to have around 30 projects on the list, with 4 or 5 active at one time.

1.1 Link to Program Objective

The work of a suitably qualified and experienced Economic Development Officer will support the economic base of the regional communities of Balonne by diversifying the current agricultural base and facilitating the building of value-added and new industries. The work completed by the current REDP Investment Attraction project has identified 21 areas for further analysis based on opportunity for diversification for existing business or to bring outside investment into the Balonne Shire region.

The Economic Development Officer role will:

- Provide leadership through broad community, Council and stakeholder 'engagement that contributes to the sustainable economic development of Balonne Shire.
- Develop and manage effective relationships with external stakeholders including local businesses and relevant community groups
- Assist with the development, implementation and maintenance of local economic development strategies that align with the Community Plan, Corporate Plan, Balonne Shire Economic Development Strategy and the objectives of the communities involved.
- Identify and implement key economic development projects and facilitate private investment and re-investment leading to increased local output and employment.
- Proactively identify and champion the establishment of new and expanded enterprises to create job opportunities including attraction of enterprises from outside the Balonne Shire
- Identify and create investment opportunities relevant to the strategic advantages of the Balonne Shire and facilitate their development.
- Develop and deliver projects that promote economic development, employment creation and skills enhancement within the Shire.
- Devise and implement a framework of economic initiatives and projects that will enhance the Balonne Shire and the economic resilience of its outlying communities.
- Network with relevant local organisations and industry groups that add value to the purpose of this position.
- Provide professional advice and assistance to relevant local organisations, industry groups and local businesses as appropriate.

- Prepare annual action and operational plans to address economic development matters for consideration and adoption by Council.
- Develop and maintain relationships with appropriate state and federal government regional development agencies
- Be an advocate for investors and re-investors within the Balonne Shire and introduce them to the Mayor, councillors, the CEO and relevant officers as appropriate
- Provide a one on one "hand hold" approach to assist and guide proponents through the approval and development process.
- Collate and analyse information regarding economic development and labour market trends
- Maintain quality data and information about local businesses and prospective businesses.
- Develop strategic partnerships with high level internal and external stakeholders in order to manage customer relations, deliver projects, and effective program management of projects.
- Provide advice and reports to the CEO, councillors and the public on economic development, employment creation and skills enhancement issue
- The officer will need high level communication & negotiation skills and the capability to develop and build relationships with a broad cross section of stakeholders at the regional, state and international level.

1.2 Outcomes

Project outcomes would include:

- Facilitation and co-ordination of investment attraction in the Balonne Shire.
- Attraction of key businesses through targeted business cases and regional profiling.
- Utilising previous studies and regional data to ensure that new businesses further diversify the economic base of the region.
- Expansion of existing regional businesses through new supply chain development and diversification.
- Stronger economic base through creation of new regional employment opportunities to help overcome a small rates base.
- Development of specific tools and strategies to mitigate barriers to investment.
- Development of marketing collateral that promotes the regions strengths and advantages.
- Help develop sustainable partnerships across state and local governments
- Integrate development efforts
- Facilitate information exchange
- More effective co-ordination of logistics

1.3 Outputs

- Prioritised list of investment and diversification opportunities consolidated
- Marketing strategy and collateral developed based on identified opportunities for industry diversification and the region's competitive advantage. This will include an investment prospectus for this region

- Community engagement plan to engage the local business communities and wider community to become involved in developing a new vision for the prosperity of the region and to gather local knowledge about opportunities for economic diversification.
- Facilitate development of 10 investment opportunities
- Facilitate investment of \$4 million 30 June 2019

The principal role of the Economic Development Officer for the two year contract period is to implement the Shire's upcoming Economic Development Strategy. The Plan will provide an overarching framework for the delivery of projects which aim to diversify the economy, grow Gross Regional Product and improve employment.

The following key activities will be undertaken:

- Establish a Steering Committee (Chaired by BSC), with an agreed Terms of reference (TOR) that will provide governance for the duration of the initiative.
- Develop a community engagement plan to engage the local business communities and wider community to become involved in developing a new vision for the prosperity of the region and to gather local knowledge about opportunities for economic diversification.
- Identify regional "assets" in the Balonne region and the regional diversification opportunities that could exist to exploit competitive advantage. This will be determined by undertaking a structured process to review existing information, gather regional intelligence and fill information gaps that may be restricting investment.
- Identify the critical barriers or impediments that may currently be limiting economic growth in the Balonne region. Strategies would be implemented and specific tools used to effectively address and overcome these issues.
- Identify and evaluation options for incentivising investment attraction in this region
- Proactively identify and champion the establishment of new and expanded enterprises to create job opportunities including attraction of enterprises from outside the Balonne Shire
- Marketing strategy and collateral developed based on identified opportunities for industry diversification and the region's competitive advantage. This will include an investment prospectus for this region.
- Identify and implement key economic development projects and facilitate private investment and re-investment leading to increased local output and employment
- Provide co-ordinated case management support for new investment enquiries.
- Provide ongoing support and aftercare for these key regional businesses post-investment.
- Business matching support to assist in development of supply chains, as well as access to a broad suite of government products & services (local, state & federal).
- Measure outcomes and report regularly to both the Steering Committee and all key partners
- Develop and deliver projects that promote economic development, employment creation and skills enhancement within the Shire.
- Provide professional advice and assistance to relevant local organisations, industry groups and local businesses as appropriate.

- Develop and maintain relationships with appropriate state and federal government regional development agencies in order to provide advice and assistance to local industry groups and local businesses.

2.0 Summary of Project Objectives

Almost all of the project objectives have been achieved. A couple of them have been slightly varied due to the fact that key partners for Balonne Shire are also putting together similar projects such as a regional investment prospectus and new regional websites. The objectives that have varied slightly include the adoption of an informal advisory Economic Development steering committee including members from the steering committee from the new Economic Development Strategy, establishment of one for the Economic Development Strategy; no quarterly update to Department of Natural Resources Mine and Energy in March 2019; have not achieved 12 proponents “hand-held” through the Development Assessment process (unachievable and variable milestone); and a generic investment prospectus replaced with more focused and targeted investment fact sheets for the pillar industries; Digital (You Tube) collateral; and a target of 20 businesses for supply chain opportunities by 31 August 2019 that may not be achieved – 15 at 30 April 2019, but limited (no more) based on capacity and capability. Focus will be more on agricultural businesses up to 31 August 2019 to achieve target.

- Deed of Execution signed
- EDO commenced on 23 July 2018
- Economic id modelling software purchased through Darling Downs Southwest RDA
- An informal advisor group has been utilised by Council which includes various key stakeholders. Current structure involves Mayor and two Councillors with Economic Development in their portfolios, Balonne Shire CEO, with input from the St George Chamber of Commerce local Progress Associations, Murray Darling Advisory Group (Dirranbandi), and local business champions.
- 21 Priority projects prioritised (matrix) with 1 coming to fruition in the period;
- Priority projects and new projects and leads are linked to the Economic Development Strategy and current planning scheme;
- Marketing Plan completed and updated for 2019-2020
- Marketing collateral – investment fact sheet for horticulture completed with two more to be completed prior to end of financial year. Opportunities and assets in region noted and will be base for other 2 investment fact sheets. Also being translated into Japanese, Simplified and Traditional Chinese. Distribute in print and digital formats. No new website created as waiting for feedback on regional investment attraction website proposals. Utilisation of Council’s website for direct enquiries and key investment enabler engagement. Presentation template, You Tube and existing collateral utilised. Darling Downs Southwest RDA also planning a regional investment attraction prospectus. With the budget, local and regional assets inventoried and opportunities crystallised, a formal investment prospectus will be delivered to align with regional partners and their investment attraction strategies. **(See Attachments 1 & 2)**
- Community Engagement plan completed;

- Assistance to more than 30 businesses on various areas to help grow their businesses – target 10;
- Investment attraction - 52 new business enquires across various sectors with agriculture and horticulture accounting for 24 of the new leads – strong pipeline developed – target 10;
- Assist businesses with supply chain opportunities – focus has been on food, resources and government procurement. Provided assistance so far to 15 – target 20. Challenge is running out of businesses who have both capacity and capability to meet the supply chain requirements so may not achieve the target of 20 businesses by 31 August 2019;
- Advocacy for 30 investors and re-investors in the region through local community and partnerships established through governments, professional service providers and trade and investment enablers;
- Hand held support through Development Assessment process – target 12. An unattainable target even for economic development agencies in major urban areas. A more realistic target should have been maybe 1 per quarter (4). Assistance to five (5);
- Investment facilitated – five (5) projects at \$4.775 million meeting the annual target of \$2 million and program target of \$4 million. Including \$2 million multiplier and 23 indirect jobs – id profile software **(See Attachment 3)**
- Milestone reports given on time with quarter update in December to Department of Natural Resources, Mines and Energy (DNRM). No quarterly update in March 2019, but final report prepared with key economic data included. Eight (8) monthly Council updates have been prepared for Council. The March 2019 is included in the Appendix. **(See Attachment 4)** Reporting is monthly to Council; and
- EDO participating in planning process including 2019-2020 Council Operational Plan to have KPIs, work program and milestones align.

The milestone summary report is as follows:

2.1 Milestone Progress Table

| Milestone | Dates | Achieved |
|--|----------|--|
| 1. - Deed Execution - Advertise, recruit, interview and appoint successful candidate - EDO Commences work - Purchase Economic modelling software - Steering Committee appointed and Terms of Reference | 31/07/18 | Yes |
| 2. - Assess 21 projects commenced in previous REDP Investment Attraction project and prioritise - Link priority projects with New Economic Development Strategy and Planning Scheme | 30/09/18 | Yes |
| 3. - Marketing Strategy and Collateral developed to form pack of investment prospectus for Balonne Shire plus promotional DVDs and web-site creation | 31/10/18 | Yes -You Tube and web-site enhanced with Balonne Shire. (See Attachment 5) Targeted and investor focused fact sheets/prospectus |
| 4. - Community Engagement Plan Developed | 30/11/18 | Yes |

| | | | |
|-----|--|----------|--|
| 5. | - Provide advice on government products and services to 10 businesses in Balonne Shire per year to assist with diversification endeavours | 30/04/19 | Yes (19 noted and assisting over 30) |
| 6. | - identify and create 10 investments opportunities relevant to the strategic advantages of the Balonne Shire and facilitate their development | 30/04/19 | Yes (52) |
| 7. | Provide business matching support to 20 businesses to assist in development of supply chains | 31/08/19 | Achieving (15 at 30/04/19) |
| 8. | - Be an advocate for 30 investors and re-investors within the Balonne Shire and introduce them to the Mayor, councillors, the CEO and relevant officers as appropriate - Provide a one on one "hand hold" approach to assist and guide 12 proponents through the approval and development process | 30/04/19 | Achieved Working with 5 (12 unrealistic and noted as a challenge) |
| 9. | - Facilitate private investment of \$2 million per annum or \$4 million over program | 30/04/19 | Yes |
| 10. | - Review progress on projects quarterly commencing Dec 2018 and quarterly thereafter - Present summary of major projects on a quarterly basis to Council and DNRM including investment and jobs created - Participate in Council's annual planning process to ensure KPI's are consistent with economic development strategy, current work program and these milestones. | 30/04/19 | Yes (March 2019 period for DNRM – March 2019 Council report attached) |

2.2 Priority Projects Summary

| Project | Status/Actions | Partners | Outcomes |
|--------------------------------|--|---|--|
| St George Game Meat processing | Preparation of business support package to owners and regular engagement with the owners of the facility. Liaise with government departments re: support services including a workforce development plan with DSDMIP and identifying any potential government funding and programs that the owners may be eligible for. As part of the workforce development plan, also include migrant skilled and un-skilled workers. Ongoing engagement with owners. | DSDMIP, Staughton Group, RTO, JSA, Department Education and Training, DAF, Department Agriculture and Water Resources | Awaiting outcomes from international interests |
| Thallon Grain Upgrade | Proposed expansion at Thallon Grains just outside of Thallon. Key to this project is grain volumes, investment and involvement of ARTC who owns the Thallon line. DSDMIP is assisting with grant applications and possible funding and regular engagement with all stakeholders | Proponents Ed Willis and Andrew Earle, DSDMIP, ARTC, DAF, Department Agriculture and Water Resources | Application to JARGF funding |
| Horticultural Projects | Continue to support the growth of the horticultural industry in Balonne Shire. Procurement opportunities to explore and crystallise, Agtech and innovation, export markets, attracting new businesses into the region, advocating for requirements, working with DAF on optimal crops and support, value-added processing. Workforce development program and migrant relocation project. | DAF, DSDMIP, St George Fruit and Vegetable Association, Major horticultural companies such as Moonrocks and Lamattina, DSDMIP, Hort Innovation, Food Leaders Australia/TSBE, Murray Darling Basin Authority, Department Agriculture and Water Resources | Investment/expansion Project 1 - \$300,000 (no new jobs). Three projects in the pipeline for 1 firm (>\$1 million and 10 new jobs) Hort Connections Food and Fibre Leaders |
| Cluster and Exclusion Fencing | Grant applications for exclusion fencing, special rate scheme, other funding streams for landholders. Business case and application prepared, Council approved special rate scheme to make application in February 2019. Application to QTC and Minister. If approved, 2 year special rate scheme program until exhausted with the first phase being \$5million with potential 2 nd of \$3million. Working with applicants/landholders on procurement, application as | QTC, QRIDA, Wild Dog Advisory Committee, DSDMIP, SWRED, various grant programs | WDEF Grant Funding of \$5million WDEF Council approval of special rate scheme awaiting ministerial approval \$5million loan |

| | | | |
|---------------------------------|---|--|--|
| | contractors and applications (DSDMIP). Work with landholders on proposed economic outcomes from the exclusion fencing investment. Facilitate further supplier, landholder and supply chain forums | | |
| Carrot Production | Assist in the further development of carrot production in St George. Small amount grown for local markets (seasonality), expansion of facilities on site and procurement opportunities with food services, restaurateurs and export, value-added processing and grant opportunities. | Lamattina & Sons, DSDMIP, DAF, Department Agriculture and Water Resources | No further expansion plans to note |
| Mooramanna Feedlot | Support the feedlot with expansion proposal. Government services, exclusion fencing. Further supply chain opportunities. For expansion requiring access to 300ML aquifer | Owner Mooramanna Feedlot – Hamish McIntyre, Meat and Livestock Australia, DNRM, DAF, Department Agriculture and Water Resources, other potential stakeholders (vertical integration) | Estimates on expansion plans subject to WDEF and drought impacts |
| Algae Farm | Exploring the establishment of an algal oil producing farm (7 ponds) to grow algae for Omega 3 enriched algal oil. CBA completed and monitoring with Goondiwindi Council. Also working with IMB Qld on algae projects. | Woods Group, University of Queensland (UQ) IMB, DAF, DSDMIP, Goondiwindi Regional Council | Woods Group have secured planning approval and currently establishing the ponds and associated infrastructure in Goondiwindi |
| Health Services Co-ordination | Goondiwindi Health Services hub for Western Darling Downs and North West NSW. GRC in partnership with DDHS and DDWMPHN have employed a coordinator working with local GPs and Health service providers to assist coordination of client health service needs. As part of the project we have also established a Meditrans service (based on the Texas model) with local business support by Tait Motors providing the vehicle. This service provides same day transport services for eligible clients to access specialist medical services in Toowoomba. | Goondiwindi Regional Council, DSDMIP, Darling Downs West Moreton Primary Health Network and Darling Downs Health Service | Coordinator employed to assist coordination of client health needs |
| Truck Fuel Stop | Investors proposed facility north of St George. Initial planning assessment of site carried out and stock route requirements noted. Project proposed to be 24/7 operations with 6-8 staff | Department Transport and Main Roads (DTMR), DSDMIP, RFD | Recent meetings with Council on project plans and timeframes.. |
| Equestrian Entertainment Centre | Equestrian centre proposed for Goondiwindi. Work with Goondiwindi Regional Council on project. The Goondiwindi Show Society as owners of the property has been working with consultants & civil engineers to develop a master plan for the proposed centre. Not sure what stage they are at – the project depends heavily on grant funding so it has not progressed past initial planning stage. | Goondiwindi Regional Council, DAF, DSDMIP | Not progressed past initial planning stage – subject to grant funding |
| Thallon Freight Hub | Further support the key stakeholders in the development of a Thallon Freight Hub. Builds on work of Uplands Warehouse with bulk products such as fertiliser and cement being backhauled. Ongoing discussion | ARTC, GrainCorp, Watco and Thallon Grains, DSDMIP | No further outcomes |
| Graincorp Regeneration | \$22million in Graincorp upgrades for Dalby and Goondiwindi. Cost Benefit Analysis and Regional Impact Assessment conducted. Estimated benefits to farmers calculated to be \$4million. | DAF, Department Agriculture and Water Resources, DSDMIP, Graincorp, Goondiwindi Regional Council | No further outcomes |
| Fucheng Woodlands Feedlot | Development of a 60,000 head feedlot on existing site in Westmar. Expected to employ between 60-65 FTEs and cattle numbers to support the proposed abattoir in Goondiwindi. Supply chain and employment opportunities for Balonne Shire businesses and residents. Announcements mid- 2019. Workforce development plan being developed by DSDMIP | DAF, Department Agriculture and Water Resources, DSDMIP, DNRM, Goondiwindi Regional Council | Announcements to come in Quarter 4 18-19 on abattoir and the feedlot. Investment and Job numbers. |
| Thallon Rail Line | 446km single track passing loops from Thallon to Port of Brisbane, business case completed. Main line loading recommended with back loading opportunities in fuel and fertiliser. Ongoing discussions. | ARTC, Graincorp, DSDMIP | No outcomes to report |
| Uplands Warehouse | Market driven – interchangeable with freight terminals, intermodal facilities and freight hubs. Commodities potential for containerisation – barley, sorghum, wheat, pulses, | ARTC, DSDMIP, Graincorp, Inland Rail | No outcomes to report |
| Agave | Explore future opportunities in Agave Production. Looking at | DAF, Department | No outcomes to report |

| | | | |
|--|---|--|--|
| | growing within the region for sugar and (fructose) and for ethanol | Agriculture and Water Resources, Australian Agave Pty Ltd, DSDMIP | |
| St George Solar Farm (1&2) | 25 MW facility adjacent to the Ergon facility – pre-lodgement but no formal application 25 MW near Ergon proposed - DA has been approved but no development | 2 Solar companies (international and domestic), Ergon Energy, DSDMIP | DA has been approved but company has not progressed with development |
| Electricity Generation – Waste to Energy | Company converting cotton trash, green waste and other combustibles – steam for electricity generation. Initial information sent to the company | Ergon Energy, Viventem, DSDMIP | No outcomes to report |

2.3 Priority Projects Matrix

The following projects listed below are the 21 projects that have been identified as priority projects. The projects, for the purposes of prioritising as well as economic likelihood have been scored for internal use as well as a requirement for the Economic Development Funding. Note that some of these projects fall outside the Balonne Shire with some in Western Downs and Goondiwindi Regional Councils.

| Priority | Existing Project | Project in Balonne Shire | Min. 5 FTE jobs created | Investment > \$250k | Priority Industry ED Plan | Timing < 3 years* | Catalyst – further economic development | Score (/7) |
|----------|--|--------------------------|-------------------------|---------------------|---------------------------|-------------------|---|------------|
| | Cluster and Exclusion Fencing | • | • | • | • | • | • | 7 |
| | St George Game meat processing | • | • | • | • | • | • | 7 |
| | Horticultural Projects | • | • | • | • | • | • | 7 |
| | Carrot Production | • | • | • | • | • | • | 7 |
| | Mooramanna Feedlot | • | • | • | • | • | • | 7 |
| | Thallon Grain Upgrade | • | | • | • | • | • | 6 |
| | Fucheng Woodlands Feedlot | | • | • | • | • | • | 6 |
| | Algae Farm | | • | • | • | • | • | 6 |
| | Truck Fuel Stop & Service Centre | • | • | • | | • | • | 6 |
| | Health Services Co-ordination | | • | • | | • | • | 5 |
| | Equestrian Entertainment Centre | | | • | • | • | • | 4 |
| | Thallon Freight Hub | • | • | • | • | | • | 5 |
| | Graincorp Regeneration | • | | • | • | | • | 4 |
| | St George Solar Farm (1) | • | | • | | • | | 4 |
| | Thallon Rail Line | • | | • | • | | • | 4 |
| | Uplands Warehouse | | • | • | • | | • | 4 |
| | Agave | | • | • | • | | | 3 |
| | Electricity Generation (2) – Solar | • | | • | | | | 2 |
| | St George Solar Farm (2) | • | | • | | | | 2 |
| | Electricity Generation (1) – Waste to Energy | • | | • | | | | 2 |

Notes

- Assessment for “Green” coded projects based on likelihood of projects to come to fruition within 3 years and will be the main focus of the Economic Development Officer. This category has also been given a higher weighting of 2 points with the other categories being 1 point. Scoring out of 7 for priority (6 categories).
- “Amber” projects will still be monitored but there are challenges notably being financial and policy related challenges. If any of these projects were to eventuate, they would be over much longer time frames than within 3 years.
- “Red”, project will not be proceeding.

2.4 Current Status of Active Priority Projects

| Project | Status/Update |
|---------------------------|--|
| Thallon Grain Upgrade | DSDMIP submitted JARGF application and awaiting outcome |
| Thallon Freight Hub | Initial discussions with ARTC on opportunities. ARTC has been invited out to Balonne to present to Chamber of Commerce in May. |
| Horticulture | Taste of the West Supply Chain event with TSBE, expansion plans for 2 horticultural businesses. |
| Carrot Production | Follow up discussion with Lamattina family in April and visiting Mildura. Supply chain –domestic and export opportunities facilitated. Looking at growth opportunities and packing shed. |
| Truck Fuel Stop | Proponents have met with Council regarding town planning requirements. Water has been identified as a challenge. Looking at a build time in 12 months (early 2020) 24/7 operations and employing 6-8 staff. Application to be under new planning scheme which will come into effect shortly. |
| Algae Farm | Algae farm in Goondiwindi is progressing with approvals. Looking to leverage opportunities with proponents on future opportunities for the Shire. In conversation with group and stakeholders. |
| Mooramanna Feedlot | Expansion discussed subject to exclusion fencing and drought. >\$10m |
| Fucheng (Westmar) | Continue to follow up with Fucheng on plans and work with DSDMIP, GTT on workforce development (employment strategies) and procurement opportunities for Balonne Shire. Fucheng to announce in May 2019 abattoir and feedlot investments. |
| Horticulture expansion | Discussing migrant worker opportunities. Four horticultural businesses supplying product for the Tastes of the West event. Met with DAF and St George Fruit and Vegetable Group re: Food and Fibre Leaders steering committee/think tank. |
| Cluster/Exclusion Fencing | Council approved the special rate scheme at its February 2019 meeting (\$5 million for a potential further \$3 million). Submitted and awaiting approval from Queensland Treasury. Has commenced procurement for contractors and landholders subject to finding approval. Approval of \$5 million grant from federal government. |
| St George Aerodrome | Masterplan consultancy and funding received (\$1 million) |
| St George Meat Processing | Working with DSDMIP workforce development strategy. Will include a migrant worker program. Met with owners and awaiting opportunities overseas. Business case compiled regarding services, programs and assistance from Council and partners. |

3.0 Positive Outcomes

Positive outcomes from the program include:

- Targeted inward investment campaign
- Targeted and detailed Marketing Plan In Place
- Streamlined report and activity monitoring – real time reporting
- Support for local businesses >30;
- Prioritisation of 21 Priority Projects;
- Marketing collateral relevant to investor demands and needs;
- 5 projects - \$4.775m in investment and 8 new jobs created;
- Indirect multiplier of \$2m in added value and 23 jobs in the construction sector (expansions)
- Supply chain and procurement opportunities – monitoring outcomes;
- Indirect economic impact from investments - \$2m and 23 construction related jobs (id Profile); and
- One of the priority projects (Moonrocks expansion 1) is included in these figures (\$300,000).

3.1 Positive unintended outcomes

Positive unintended outcomes realised include, but not limited to:

- Well exceeded targets of new business enquiries/leads (52)
- Referral Services to >30 local businesses – programs, introductions and services (108)
- EDO brought with an extensive lead pipeline, investor and investment enabler network. Without this, many of the milestones would not have been achieved;
- Completion of comprehensive Wild Dog Exclusion Fencing Business Case
 - Special Rate scheme of \$5 million approved by Council – February 2019
 - Application to Queensland Treasury Corporation
 - SWRED application for funding
 - Approval of \$5 million grant from Department of Agriculture and Fisheries
- Grants with the Grant Officer regarding economic development projects (7 - > \$9 million)
- WDEF Strategy for Council;
- Completion of Economic Development 3 year Action Plan;
- Development of investment attraction pipeline activity and investment enabler network;
- Input into digital connectivity and Library Innovation Hub projects
- EcoBiz program – energy efficiency to local businesses (round 1 – 7 participants);
- Engagement with parent companies and corporates located outside the region with vested interest in Balonne Shire;
- Translated Fact Sheet – Investment Prospectus into Japanese, Simplified and Traditional Chinese for Asian investors.
- Letters of Support (4);
- Business case preparation (2);
- Events presented at (5), Economic Development PowerPoint (**See Attachment 6**);
- Attendance at national AgTech and Horticultural conferences;

- Assistance with Small Business Week 2019; and
- Responses/Panel Submissions (4).

3.2 Economic Development Outcomes

Summary of activity 3 April 2018 – 30 April 2019

| Metric | Activity | Notes |
|-----------------------------|-----------|--|
| Priority Projects | 21 | Review and updates on priority projects |
| 18-19 new business enquires | 52 | Business enquiries – various sectors |
| 18-19 Business meetings | 194 | Client and stakeholder meetings |
| 18-19 Referral services | 108 | Referrals (tracking outcomes) |
| 18-19 Business events | 35 | Relevant events attended and/or presented at |
| 17-18 Projects realised | 1 | Investment 2017-18 after Deed signed 3/04/18 |
| 18-19 Projects realised | 4 | Investments 2018-19 to 30 April |
| Total investments | 5 | Number of investments in period |
| Investments \$ 17-18 | \$2.4m | Investment \$ in 2017-18 after Deed signed 3/04/18 |
| Investments \$ 18-19 | \$2.3775m | Investment \$ in 2018-19 to 30 April |
| Investments Total \$ | \$4.775m | Total value of investments in period |
| Jobs Created 17-18 | 3 | Jobs created in 2017-18 after Deed signed 3/04/18 |
| Jobs Created 18-19 | 5 | Jobs created in 2018-19 to 30 April |
| Jobs created | 8 | Jobs created (announced) in period |
| Priority Project investment | 1 | Project 1 - horticulture |
| Jobs created | 0 | Expansion with no new job creation |
| Value of Investment \$ | \$300k | Project value and completed in August 2018 |

Business Enquiries (1/07/18 – 30/04/19)

Client Meetings (1/07/18 – 30 /04/19)

| Enquiries | YTD | Sector | YTD | Sector | YTD | Location | YTD |
|-----------|-----|-----------------------|-----|-----------------------|-----|-----------------|-----|
| New | 37 | Agriculture | 16 | Agriculture | 43 | St George | 66 |
| Expansion | 15 | Education/Training | 2 | Council | 4 | Dirranbandi | 28 |
| Total | 52 | Energy | 3 | Creative | 1 | Thallon | 3 |
| External | 31 | Health and Medical | 2 | Education/Training | 9 | Mungindi | 3 |
| Local | 21 | Horticulture | 8 | Energy | 7 | Hebel | 0 |
| Total | 52 | Indigenous | 1 | Government | 23 | Nindigully | 0 |
| | | Manufacturing | 6 | Health/Medical | 4 | Bollon | 2 |
| | | Property | 2 | Indigenous | 4 | Brisbane | 26 |
| | | Retail | 3 | Manufacturing | 9 | Gold Coast | 8 |
| | | Tourism | 7 | Professional Services | 39 | Goondiwindi | 8 |
| | | Transport & Logistics | 2 | Retail | 25 | Toowoomba | 13 |
| | | Total | 52 | Tourism | 18 | Dalby | 2 |
| | | | | Transport | 3 | Stanthorpe | 1 |
| | | | | Infrastructure | 5 | Logan | 5 |
| | | | | | | Warwick | 1 |
| | | | | | | Roma | 3 |
| | | | | | | Bundaberg | 1 |
| | | | | | | Longreach | 1 |
| | | | | | | Northern NSW | 1 |
| | | | | | | Sydney | 4 |
| | | | | | | Wagga Wagga | 1 |
| | | | | | | Melbourne | 9 |
| | | | | | | South Australia | 3 |
| | | | | | | Tasmania | 1 |
| | | | | | | International | 4 |
| | | | | Total | 194 | Total | 194 |

3.3 Grants – Economic Development related during period

| Project | Department | Value |
|--|--|--------------------|
| Exclusion Fencing | Murray Darling Basin - REDP – Commonwealth of Australia | \$5,000,000 |
| Balonne Shire Digital Connectivity Project | Building our Regions Round 4 Department of State Development, Manufacturing, Infrastructure & Planning | \$1,000,000 |
| Balonne Shire Digital Connectivity Project – Stages 3 & 4 | Murray Darling Basin - REDP – Commonwealth of Australia | \$1,000,000 |
| Industrial Estate for Airside Services - St George | Building our Regions Round 4- Department of State Development, Manufacturing, Infrastructure & Planning | \$1,000,000 |
| Business Mentoring Program | Murray Darling Basin - REDP – Commonwealth of Australia | \$499,100 |
| Dirranbandi Business Revitalisation & Shopfront Beautification Grants Program. | Murray Darling Basin - REDP – Commonwealth of Australia | \$492,000 |
| Business Hub | Maturing the IS Pipeline Program 2 Department of State Development, Manufacturing, Infrastructure & Planning | \$100,000 |
| Total Projects (7) | | \$9,091,100 |

3.4 Business Support Services

Support Services to local businesses (19 noted), but >30:

| Company | Sector | Support |
|-----------------------|-------------------------|---|
| Brodie Feedlot | Agriculture | Letter of support, exclusion fencing and value-add opportunity on feedlot |
| Dirran Ag Spares | Retail & Wholesale | Supply chain opportunities, grant opportunities and workforce development initiatives, procurement |
| Dirranbandi Bakery | Retail | EcoBiz, development assessment information |
| Dirranbandi Motor Inn | Hospitality and Tourism | Opportunities in Dirran (tourism initiatives), workforce development programs, event ideas |
| Goondir Health | Health and Medical | Indigenous opportunities, native bush foods and medicines, funding, tourism opportunities and support for expansion |
| Holly's Hair Salon | Services | Assist with expansion plans for Council, business planning |
| Maranoa Mechanical | Retail & Services | Supply chain, Agtech development, procurement |
| Moonrocks | Horticulture | Supply chain development, export, expansion (facility and equipment), Agtech education introduction, |

Balonne Shire Council - Regional Economic Diversification Program

14 | Page

| | | |
|-----------------------------------|-------------------------|--|
| Mooramanna Feedlot | Agriculture | Value add opportunity on feedlot, WDEF exclusion fencing for expansion plans |
| PFD | Wholesale | Ecobiz, expansion at facility and workforce development programs |
| Queensland Cotton | Agriculture | Renewable energy, contacts and letter of support |
| Riversands | Vitaculture | Supply chain, workforce development programs |
| Riverview Hotel | Hospitality and Tourism | Expansion plans and business opportunities, workforce development programs |
| Rocky Lamattina & Sons | Horticulture | Workforce development programs |
| St George Hardware (Mitre 10) | Retail | Workforce development, Ecobiz referral, business transition |
| St George Medical Centre | Health and Medical | Ecobiz, development plans, |
| Staughton Group | Manufacturing | Owners of St George Meatworks – business case and support services to assist in re-opening the facility, working on workforce development plan |
| Vanderfield – John Deere | Retail | Expansion of facility, Agtech opportunities and workforce development initiatives |
| Webster Saw Milling | Resources | Energy (Biowaste), grant referral, introduction to potential investment groups, business opportunities |

***Priority Projects**

3.5 Support Services – Referrals and introductions

Referrals are regarding introductions to government programs, advisors, mentors or supply chain to assist local business growth and expansion. Outcomes will be tracked and reported on from these referrals.

| Sector | PTD | Notes |
|----------------------------|-----|--|
| Agriculture | 9 | Opportunities for agribusiness, Agtech, digital connectivity |
| Chamber of Commerce & Orgs | 4 | Support services to Chamber members, suggestions to improve the Chamber and benefits to members, event support |
| Education & Training | 36 | Workplace essentials to network, Information for workforce development for one local business & DSDMIP |
| Eco efficiency | 14 | Ecobiz and energy saving programs including energy audits for businesses |
| Energy | 13 | Supply chain information Santos – procurement in Roma sent to applicable businesses – 1 attending |
| Environmental | 3 | Grant referrals, applications and solar opportunities |
| Health & Medical | 2 | Support for expansion/development, advocacy, support (grant) for service gaps |
| Horticulture | 23 | Letters of support (grants), value-add and diversification services |

| | | |
|-----------------------|------------|---|
| | | and introductions, supply chain referrals/introductions |
| Retail | 11 | Business plans, procurement support and workforce development support programs |
| Professional Services | 16 | ED support services to their clients, investor introductions, opportunities for their clients |
| Tourism | 2 | Referrals of programs to Tourism Manager |
| Vitaculture | 1 | Supply chain and tourism referrals |
| Export | 3 | Referrals to TIQ and Tradestart (Austrade) |
| Total | 108 | |

4.0 Summary of Promotional and Engagement Activities

Below is a detailed summary of the promotional activities that the EDO and Council have undertaken since the program commenced in April 2018.

- Completion of 3 Year Action Plan (2019-2022)
- Completion and implementation of Marketing Plan
- Completion of initial investment prospectus fact sheet (horticulture) with other 3 key pillar sectors to follow;
- Development of external investment enabler network for Balonne Shire including international trade commissions, international chambers of commerce and large consulting firms;
- Membership to St George Chamber, SWRED and TSBE and participation at events
- Overall Economic Development related events participation (35)
- Attendance at Australia's leading AgTech conference - Evoke Ag in Melbourne (www.evokgeag.com) outcome report and external meeting program (**See Attachment 7**)
- Local, regional and national engagement (194 meetings/site visits)
- Support and referral to local business (108 referrals)
- Supply chain opportunities – TSBE (Food Leaders Australia)
- Media Articles with Media Officer;
- Updates on Council's website – Media Officer;
- Presentations to investment groups (3)
- Presentations to industry and key stakeholders (4)
- Inbound delegation from Queensland's Chinese community – information and opportunities on the region;
- Inbound investor and buyers group delegation in May 2019 (Japan and Taiwan);
- Template presentation for investment and reinvestment activities (presentations to personalise)
- Preparation and presentation of business case for owners of St George Meatworks;
- Regular business meeting program in Southeast Queensland with investors and key investment enablers; and
- Scheduled visits to Albury, NSW and Mildura, VIC for two of the priority projects
- To distribute investment fact sheets to key partners identified

- EDO to attend the leading horticultural conference in Australia - Hort Connections in June in Melbourne (www.hortconnections.com.au) conference program and proposed business meeting program. **(See Attachment 8)**

4.1 Events Attended

| Event | Date | Purpose |
|---|----------------|--|
| Wild Dog Exclusion Fencing Form | 23-24 July | Regional forum to discuss the economic benefits of Wild Dog Exclusion fencing regionally, data requirements and Council's involvement as finance channels. St George |
| Launch of tourism booklet and Social Media | 1 August | Meet the tourism staff and volunteers at the Visitor centre and gain insights and ideas on tourism opportunities. St George |
| St George Chamber of Commerce | 8 August | Introduction of the EDO to the Chamber, awareness of current and future events and projects and strategic input from the EDO. St George |
| SWRED Meeting | 24 August | Discuss opportunities in economic development, regional collaboration. Attendance with CEO and Mayor. Cunnamulla. |
| Digital Connectivity for Balonne | 11 September | Presentation on potential applications of technology for the Balonne Shire |
| St George Chamber of Commerce | 12 September | Update on St George Chamber projects. Introduction to members. |
| Councillor information session | 18 September | Presentation of Economic Development, Priorities and actions |
| MDAG Dirranbandi | 18 September | Discuss MDAG projects and presented on new opportunities |
| In The Pipeline CSG | 24 September | Overview of government departments and areas being addressed in CSG |
| Lamattina Farms – Chamber of Commerce | 26 September | Lamattina Carrot production in Balonne |
| EDO Investment Attraction Session | 5 October | Discuss collaboration on regional inward investment strategies and programs |
| Hosting of ATAC sessions and site visits | 16-17 October | Overview of ATAC College and opportunities. 4 attendees in Dirranbandi and 14 attendees in St George (8 external and 6 Councillors) |
| SWRED | 19 October | Update on SWRED programs. New Principal Project Officer (Economic Development Officer) introduced |
| Trade Investment Queensland Export Session | 31 October | Export opportunities and ideas |
| Darling Downs and Southwest EDO Forum | 8-9 November | Overview of services and support to EDOs. Presentation/Update. Collaboration opportunities and programs |
| EcoBiz and 56 Creations events in St George and Dirranbandi | 14-15 November | Energy, water and waste efficiency assessments for businesses in Balonne and Council. Monitor savings and outcomes from assessments and |

| | | |
|---|----------------|---|
| | | Round 2. 56 Creations – entrepreneurship for students |
| Library innovation Hub | 19 November | Community Consultation and feedback |
| DAF Irrigation Technologies | 3 December | Presentation to attendees on Economic Development and business support services in Balonne Shire |
| SWRED | 5 December | Regional Economic Development |
| Dirranbandi Community Catch Up | 11 December | Meet with Dirranbandi residents and discuss economic development in the community |
| St George Chamber Meeting | 12 December | Library consultation and general information for Chamber - support |
| Council WDEF Risk Assessment | 19 December | Workshop with Council and Hall Chadwick to provide further insight into the Wild Dog Exclusion Fencing program and QTC. |
| St George Chamber Meeting | 9 January | Library consultation and general information for Chamber - support |
| Council WDEF Workshop | 24 January | Further clarification on financial impacts, economic outcomes and rationale for considering the project |
| Irrigation Forum with DAF | 7 February | Funding opportunities for local irrigators |
| St George Chamber Meeting | 13 February | Presented 6 month update on Economic Development and key priorities for next 6 months |
| Melbourne and Evoke Ag. www.evokeag.com | 18-21 February | Agriculture and AgTech opportunities for Balonne Shire. Full report included in Appendix and referrals in March update. |
| Dirran Social Media | 4 March | Social Media, Marketing |
| Final Five Issues | 7 March | ED and community issues in SW Qld (RDA) – Cunnamulla. Five issues are: Energy, Retention and growth of regional population, zonal taxation, freight and logistics, digital connectivity. |
| WDEF Landholders Forum | 13 March | Overview of WDEF to landholders |
| St George Chamber Meeting | 13 March | Chamber Meeting |
| LGAQ AsiaLink Cultural Training | 14 March | Building capacity (investment and tourism) for engagement with Asia - Dalby |
| Horticultural Producers - Spray forum | 25 March | Discuss pesticides and herbicides at risk as well as unite as a group. Invited by St George Fruit and Vegetable Association |
| WDEF Suppliers Forum | 28 March | Overview of WDEF - Suppliers |
| Chinese Amoy (Xiamen) | 30-31 March | Memorial to the Amoy Shepherds St George |
| Santos/Compass/TSBE food event | 2 April | Supply chain “Meet the buyers for local growers” – Roma. 4 Balonne businesses participating. One Balonne business involved in Santos supply chain forum prior to dinner. Includes dinner and overnight accommodation for Mayor and CEO. |
| St George Chamber Meeting | 10 April | Chamber Meeting |
| SWRED Meeting | 2 May | Charleville – SWRFED Regional economic |

| | | |
|---|------------|--|
| | | development |
| St George Chamber Meeting | 8 May | ARTC presentation and small business week planning |
| MDAG Meeting | 14 May | Dirranbandi Grant Funding Update |
| DDSW Economic Development Forum | 22-23 May | Discuss regional Economic Development issues and opportunities. Toowoomba and overnight accommodation. |
| Inbound Trade delegation | 26 -27 May | Japanese and Taiwanese investors (agriculture) to visit St George – facilitated by DAF, TIQ and BSC. Confirmed on 26 March by Minister |
| Small Business Week | 27-31 May | Breakfast on 29 th and Networking event on 31 st . ED to sponsor. |
| St George Chamber | 12 June | Bettering Balonne and 19-20 Financial Year |
| Hort Connections – Leading national horticultural forum and external business meeting program www.hortconnections.com.au | 24-28 June | Identified in the proposed ED Action Plan and recommended by large horticultural producer would be encouraged if Council can attend – Melbourne and Adelaide |

5.0 Additional Program Summary

In addition to key priority projects, economic development outcomes and a summary of meeting the program objectives and milestones, other areas addressed from the program include:

- Key Learnings;
- Challenges for the program;
- Risks;
- Opportunities; and
- Future Direction and Actions

5.1 Key Learnings

There was a hiatus of 4 months from the time of signing the agreement to when the full-time economic development officer commenced and this is reflected in the activity during that period. There was a slight learning curve for the new EDO but he was able to hit the ground running fairly quickly based upon his experience and networks involved in the agricultural sector. Projects do take time to materialise and the 21 priority projects are still being monitored, updated and actioned. A priority matrix and table of key partners actions have been compiled however, some of these projects do need to be removed as they are not going to commence.

A considerable amount of the EDOs time was focused on the compilation of the business case for one of the key priority projects – exclusion fencing. A special rate scheme has been adopted at Council with the pending success of a special rate scheme through Queensland Treasury Corporation. There are several benefits that will be realised from this initiative. The growth in sheep numbers, cattle numbers and cropping will play a key role in expansion and diversification at the farm gate. New technologies and opportunities have been identified that will play a key role in

expansion and diversification. Other key flow on effects will be the development of workforce development programs for major investments that will not only directly impact employment in the region but also supply chain opportunities for local businesses. The EDP was able to balance his time with the initiative without losing focus on other milestones, actions and key performance indicators that were required within the operational plan and the REDP projects requirements.

A well-developed pipeline of business enquiries and leads (51) has been compiled over the period from July 2018 to April 2019. A table summarising these projects have been included in the report that reflects the likelihood of these projects commencing. Each of these projects will require some allocation of time and services by the EDO but it is critical to point out that these projects are driven by industry and the EDO is there to support where needed and promote the region and not drive these investment or expansion opportunities. So it is imperative to have a strong and diverse pipeline rather than focusing on just 5 or 6 projects when it comes to realising economic outcomes and KPIs that are out of the control of the EDO.

There will be a requirement of modifying milestones and KPIs in Council's 2019-2020 Operational Plan to better reflect the work of the EDO; tangible outcomes and meaningful milestones and actions that align with Council's 2018-2022 Corporate Plan. A detailed three-year action plan in addition to marketing and community engagement plans, has been. Monthly reporting and economic development activity is much more streamlined improving efficiency and hence productivity of the EDO.

For export and investment growth, critical to this success will be regional partnerships including Goondiwindi Council, but also inroads into key decision makers and partners in Toowoomba, South east Queensland nationally and internationally. This engagement is well documented in both the action plans and marketing plan.

Several of the projects are based in Goondiwindi and due to proximity will have reduced economic impacts on the Balonne Shire. There will be some procurement/supply chain and potentially workforce opportunities, but with the added Balonne specific lead enquiry pipeline, this will improve Balonne's chances of securing investment.

5.2 Challenges for the program

An initial challenge for the project was securing the services of an experienced Economic Development Officer that not only had the necessary experience and expertise to deliver on the agreed milestones, but also require one with a significant pipeline of enquiry and activity from past roles to achieve KPIs and outcomes such as investment numbers and activity. Other challenges include:

- Unrealistic target of twelve (12) proponents through the Development Assessment process. All enquiries are at various stages and majority (non-priority projects) at either conceptual or investigative stages. This figure would be a challenge even in the urban areas of South East Queensland. A more realistic target for Balonne would be four (4) however the EDO has worked with five (5) involved in the DA process at time of writing;

- Reliance on a generic investment prospectus. Prospectus in place on priority projects majority of these are either:
 - A. not seeking investment; or
 - B. not investment ready due to various factors
- Many departments “duplicating” services. Regional investment prospectus being prepared and coordinated by Darling Downs Southwest RDA. Strength in regional – capability and capacity;
- The pillar investment fact sheets will be much more targeted and information specific to each sector encouraging lead activity and further investment or reinvestment; and
- EDO has some input (advocacy) but minimal influence on “more effective co-ordination of logistics”. Will continue to work with project proponents and partners on requirements.

5.3 Risks

There a number of ongoing risks associated with attracting investment and encouraging expansion within the region. These include:

- Investment Leads not coming to fruition (likely)
- Project funds not being acquitted (Unlikely)
- Infrastructure requirements funded by either state and/or Commonwealth Governments for some of the priority projects to proceed;
- ongoing drought for both cattle numbers and cropping and media presence;
- Continued pressure for further water buybacks for the Murray Darling Basin Authority program;
- credit risks and hence restrictions regarding regional/remote parts of Australia;
- Focus of partners on overseas investors rather than those already investing/have footprints in Australia and notably Queensland;
- New planning schemes that may raise level of assessment (impact) and dedicated areas for investment/expansion purposes;
- Digital connectivity – black spots that are a major deterrent for not only attracting investment, but also retaining workers;
- Attracting and retaining skilled and unskilled workers for major employers and projects;
- Changes to VISA conditions

However new opportunities around drought resistant and drought tolerant crops, livestock growth value-added opportunities, irrigation and water treatment and digital connectivity opportunities have emerged.

5.4 Opportunities

Investment and Expansion Projects (*some including Priority Projects - in italics*)

| Description | Sector | Likelihood/ Status | Estimated Value |
|-------------------------|-------------|-----------------------|--------------------|
| Expansion dealership | Agriculture | Completed | \$2,400,000 |
| Expansion food services | Wholesale | Completed | \$500,000 |

Balonne Shire Council - Regional Economic Diversification Program

21 | Page

| | | | |
|---|-----------------------|-----------|--------------|
| Medical centre expansion (part) | Health and Medical | Completed | \$900,000 |
| Medical facility expansion (part) | Health and Medical | Completed | \$675,000 |
| Warehousing and expansion – cool rooms | Horticulture | Completed | \$300,000 |
| Cattle feedlot expansion | Agriculture | | \$200,000 |
| Feedlot development | Agriculture | | \$45,000,000 |
| Feedlot expansion and value-add | Agriculture | | \$12,000,000 |
| Sheep feedlot expansion and spelling yard | Agriculture | | \$750,000 |
| Grain terminal | Agriculture | | \$2,000,000 |
| Hair salon expansion | Services | | \$20,000 |
| Hotel renovation | Hospitality/Tourism | | |
| Medical facility expansion (stage 2) | Health and Medical | | \$1,500,000 |
| Micro meat processing facilities | Manufacturing | | \$500,000 |
| Museum – Dirranbandi | Tourism | | \$1,000,000 |
| Powder expansion | Horticulture | | \$100,000 |
| Solar installation – expansion | Horticulture | | \$100,000 |
| Solar on Cotton gin | Agriculture | | \$5,000,000 |
| Sale of Lodge in Dirranbandi | Hospitality/Tourism | | \$400,000 |
| Truck Stop | Transport & Logistics | | |
| Advanced manufacturing facility | Manufacturing | | \$10,000,000 |
| Agribusiness venture group | Agriculture | | |
| AgTech secondary private college | Education | | \$300,000 |
| AgTech – climate patterns | Agriculture | | |
| Algae production facility | Aquaculture | | \$20,000,000 |
| Anhydrous ammonia facility | Agriculture | | |
| Biochar renewable energy facility and wood | Energy | | \$6,000,000 |
| Consultant – irrigation salt extraction | Agriculture | | |
| Earthmoving and South African interests | Construction | | |
| Energy efficiency funding | Energy | | |
| Feral pig processing | Manufacturing | | |
| Fertiliser facility | Manufacturing | | \$10,000,000 |
| Fishing and camping retreat in Thallon | Tourism | | |
| Horticultural facility | Horticulture | | |
| Hunting and Fishing retreat | Hospitality/Tourism | | \$2,000,000 |
| Indigenous business training and consulting | Professional Services | | |
| Israeli group – irrigation drip technology | Agriculture | | |
| Medicinal cannabis | Horticulture | | |
| Mushroom facility | Horticulture | | |
| Overseas buyer –pasture 25,000 head | Agriculture | | |
| Pelletising facility | Manufacturing | | \$5,000,000 |
| Retail (2) – Dirranbandi | Retail | | |
| Solar Irrigation | Agriculture | | |
| Sporting club expansion | Sport | | \$500,000 |
| Waste water and salt consulting | Professional Services | | |
| Waste water technology | Environmental | | |
| Waste water technology (2) | Environmental | | |
| Aerospace and advanced manufacturing | Manufacturing | | |
| Defence projects | Defence | | |
| Nursery | Horticulture | | |

5.5 Future Direction and Actions

The next phase for the EDO will be to align with the three year plan, increase awareness of the region and opportunities to targeted groups and dedicate the majority of the EDO time to those projects (priority and new lead generation) that will generate greater and longer term economic benefit for the region. It is also a request that the EDO be involved in a more strategic capacity with regards to the growth and prosperity of the region and working with all key stakeholders regarding opportunities and working on key infrastructure to be implemented and identifying and overcoming key barriers to growth. The Council can build on the work from the past EDO engagements with regards to cost benefit analysis and opportunities in cropping. With the recent successes in grants in areas such as digital connectivity and infrastructure/economic stimulus projects, these will complement all and expedite the materialisation of some of the existing project pipeline and catalyse future opportunities for the region.

The key focus in the next stages of the project will be to:

- Actioning the key priorities from the 2019-2020 Operational Plan (attached);
- Continue to develop and prioritise the lead and enquiry pipeline;
- Work with our partners on realising at least three (or parts thereof) of the existing priority projects by 30/06/2020;
- Realising a total of \$5 million in facilitated investment with at least 10 new jobs created by 30/06/2020 achieving approximately \$10 million in investment over the duration of the program;
- Targeted direct marketing campaigns as per the marketing plan;
- Support services to at least 20 new and existing businesses;
- Help build capacity, capability and diversification within the local business (5) and agribusiness (5) communities;
- Finalise investment collateral and fact sheets for grain and cotton, cattle and sheep and tourism and translated into Simplified and Traditional Chinese and Japanese (horticulture completed);
- Review of procurement and opportunities for local business in Council and industry supply chains;
- Regular monthly Council updates; and
- Regular quarterly updates to Department of Natural Resources and Mines (DNRM).

6.0 Reporting

6.1 Financial Acquittal Report

| Revenue | Grantee Funds | Proponent & Collaborating Partner Funds Balonne Shire | Grant Funds | Total Funds |
|-------------------------|---------------|---|----------------|----------------|
| Granted | 0 | 81,000 | 225,000 | 296,000 |
| Revenue Received | 0 | 81,000 | 225,000 | 306,000 |

| Expenses | Grantee Funds | Proponent & Collaborating Partner Funds | Grant Funds Expended 17-18 | Partner Funds 18-19 | Grant Funds Expended 18-19 | Balonne Commit 30/06 | REDP Commit 30/06 | Total Funds |
|---|---------------|---|----------------------------|---------------------|----------------------------|----------------------|-------------------|----------------|
| Employee related expenses | 0 | 0 | 10,750 | 12,749 | 122,736 | 0 | 58,160 | 209,908 |
| Capital items | 0 | 5,000 | 0 | 2,229 | 0 | 0 | 0 | 2,229 |
| Depreciation for capital equipment | 0 | 0 | 0 | 0 | 0 | 0 | 0 | 0 |
| Operating Expenses | 0 | 71,000 | 0 | 0 | 801 | 0 | 3,107 | 3,808 |
| Supplies and services (e.g.- Printing, advertising) | 0 | 0 | 0 | 0 | 283 | 0 | 5,835 | 6,118 |
| Grants and subsidies | 0 | 0 | 0 | 0 | 0 | 0 | 0 | 0 |
| Other expenses | 0 | 5,000 | 293 | 3,807 | 7,714 | 5,513 | 0 | 11,814 |
| Total expenses | 0 | 0 | 11,043 | 18,785 | 131,534 | 5,513 | 67,002 | 233,877 |
| Unspent REDP | 0 | 0 | | | | | | 15,421 |
| Unspent Balonne | 0 | 0 | | | | | | 56,702 |
| TOTAL | 0 | 81,000 | 11,043 | 18,785 | 131,534 | 5,513 | 67,002 | 306,000 |

6.2 Murray Darling REDP - Queensland and Balonne Shire Council Reporting

Mandatory of the REDP grant is regular reporting of activities and outcomes. Regular monthly Council reporting and quarterly updates to DNRME will continue including an annual economic development report to be completed no later than 30 September 2019. Detailed Economic Development Activity spreadsheet for real time reporting. Reports prepared include:

- Council Reports (8 monthly report) commencing August 2018 up to March 2019 for April 2019 Council meeting
- DNRME Milestone & Update reports:
 - 31 July 2018; 30 September 2018; 21 December 2018; and 30 April 2019
- Council Quarterly Reporting – Operational Plan
 - 31 July 2018; 17 October 2018; 15 February 2019; and 10 April 2019

Appendix

English

OPPORTUNITIES

| Agriculture | Manufacture |
|---------------------------------------|---------------------------------------|
| Aquaculture & Seafoods | Automotive & Transport |
| Conservation & Training | Construction & Training |
| Research & Development | Research & Development |
| Water & Irrigation Technology | Water & Irrigation Technology |
| Harmonics, Forestry & Processing | Water Analysis Engineering |
| Animal & Crop Science & Technologies | Nanotechnology & Environmental Assets |
| Drought-tolerant Crops & Technologies | Native Bush Foods & Medicines |
| Freight & Logistics | Freight & Logistics |

CORPORATES IN BALONNE SHIRE

CONTACT US

Balonne Shire Council (Economic Development)
 112 15B Victoria Street, St George, QLD 4457
 P: +61 7 4620 9025 M: +61 1 6418 198 824
 E: council@balonne.qld.gov.au
 W: www.balonne.qld.gov.au/economic-development

Balonne Shire Horticultural Industry Snapshot 2019

THE SHIRE

TRAVEL

BRISBANE
Drive - 6 hours
Fly - 1.5 hours

TOOWOOMBA
Drive - 4 hrs

TOOWOOMBA
Drive - 4 hrs

St George Aerodrome - Regional Airport 100km from Toowoomba
Tumbarumba Wingtip Airport - Domestic & International Passenger & Freight
Murrumbidgee Airport - Domestic
Barraba Airport - Domestic & International
Gladstone Airport - Domestic & International

INFRASTRUCTURE

Highways: Carnarvon Hwy (A88), Mosses Hwy (A19), Cunningham Hwy (90C)
Ports: Port of Brisbane
Internet & Mobile Services: Telstra, Optus
Grain Terminal/Storage: Aurizon, Australian Bulk Terminals Corporation
Rail Freight Service: Southern
Electricity: Ergon Energy

THE SHIRE OF BALONNE

The Shire of Balonne is located in the Darling Downs region of Queensland. The region covers 11,370km² with its largest of its main business centres. Agriculture is the main industry sector in the region.

Industry sectors:

- cotton and grain production
- cattle and sheep grazing
- horticulture

The Balonne Shire is within the agricultural catchment of emerging agribusiness centres of Toowoomba and Gladstone.

BALONNE SHIRE'S ECONOMIC PILARS

1. Cotton & Grain Production

2. Cattle & Sheep

3. Horticulture

4. Tourism & Events Sector

HORTICULTURAL CROPS GROWN IN BALONNE SHIRE

| CROP CATEGORY | MARKETS |
|---------------|------------------------|
| Bananas | Domestic, Asia (Japan) |
| Citrus | Domestic |
| Grapes | Domestic |
| Avocado | Domestic, Japan |
| Stone Fruit | Domestic, Japan |
| Blackberries | Domestic |
| Citrus | Domestic |
| Miscellaneous | Domestic, Japan |
| Potatoes | Domestic, Asia (China) |
| Tomatoes | Domestic |

AGRICULTURE
53% of all business
81% of all employment

AGRICULTURE TOTAL VALUE
\$278m

GROSS REGIONAL PRODUCT
\$810m

HORTICULTURAL CROPS GROWN IN THE QUEENSLAND MURRAY DARLING BASIN

| TREES | | VEGETABLES | | VEGETABLES | | FRUIT | |
|--------------|--------------|------------------|-------------|------------------|------------|------------------|--|
| Apple | Peach | Asian Vegetables | Corn | Green Beans | Pear | Squash | |
| Date | Peach | Asparagus | Chickpea | Bok Choy | Pine | Spaghetti Squash | |
| Current Leaf | Potato | Broad Beans | Celery | Brussels Sprouts | Potato | Sweet Potato | |
| Fig | Quince | Broad Beans | Cucumber | Carrots | Pumpkin | Sweet Corn | |
| Grape | Raspberries | Broccoli | Cauliflower | Cauliflower | Spinach | Turnip | |
| Hot Pepper | Strawberries | Broad Beans | Corn | Chickpea | Strawberry | Turnip | |
| Lemon | Strawberry | Broad Beans | Cucumber | Cucumber | Strawberry | Turnip | |
| Macadamia | Watermelon | Cabbage | Eggplant | Eggplant | Strawberry | Watermelon | |
| Onion | | Capsicum | Garlic | Garlic | Strawberry | Watermelon | |

| 機會 | 農業 | 園藝 |
|-----------|-----------|-----------|
| 農業科技和生物科技 | 農業科技和生物科技 | 園藝科技 |
| 教育與培訓 | 教育與培訓 | 教育與培訓 |
| 研發 | 研發 | 研發 |
| 水產養殖科技 | 水產養殖科技 | 水產養殖科技 |
| 企業發展和出口 | 企業發展和出口 | 企業發展和出口 |
| 動物福利和環境 | 動物福利和環境 | 動物福利和環境 |
| 商業農作物種植及後 | 商業農作物種植及後 | 商業農作物種植及後 |
| 農業機械 | 農業機械 | 農業機械 |

巴隆郡企業

聯絡我們

巴隆郡議會 (經濟發展局)

112-118 Victoria Street, St George, Qld 4487

電話: +61 7 4870 8805 手機: +61 0418 168 874

電郵: pouncil@balaroo.qld.gov.au

網址: www.balaroo.qld.gov.au/economic-development

**2019 年
巴隆郡
園藝業快覽**

Balonne Shire Council - Regional Economic Diversification Program

Simplified Chinese

机会

| 农业 | 林业 |
|-----------|-----------|
| 农业技术和生物技术 | 农业技术和生物技术 |
| 教育与培训 | 教育与培训 |
| 水文地质技术 | 水文地质技术 |
| 农业保险和加工 | 农业保险和加工 |
| 农业与作物科学 | 农业与作物科学 |
| 耐旱作物技术 | 耐旱作物技术 |
| 农业与牧业 | 农业与牧业 |



巴隆郡企业






巴隆郡园艺快览

联系我们
 巴隆郡议会 (经济发展局)
 117-118 Victoria Street, St George, QLD 4487
 座机: +61 7 4620 8805 手机: +61 0418 168 824
 电邮: council@balonne.qld.gov.au
 网址: www.balonne.qld.gov.au/economic-development

巴隆郡







交通

悉尼至巴隆郡
 驾车: 6-8小时
 火车: 1.5-2小时
 飞机: 1-1.5小时
 巴士: 1-1.5小时

基础设施

| 设施 | 服务 |
|----------|--|
| 高速公路 | 卡普安高速公路 (A80), 悉尼至巴隆郡 (A80), 卡普安至巴隆郡 (A80) |
| 港口 | 悉尼港 (Sydney) |
| 互联网和移动通信 | Telecom, Optus |
| 有线电视/电话 | Optus, Telstra |
| 铁路/公路服务 | 澳洲铁路 (Australian), 澳大利亚铁路公司 |
| 水 | 巴隆郡水务局 |
| 电 | 巴隆郡电力局 |

巴隆郡经济支柱

1. 牛羊牧业
 2. 葡萄酒和葡萄
 3. 蔬菜
 4. 坚果和油料

巴隆郡园艺作物

| 作物品种 | 市场 |
|------|-------------------|
| 西红柿 | 国内, 日本, 亚洲 (其他国家) |
| 胡萝卜 | 国内 |
| 洋葱 | 国内 |
| 大蒜 | 国内, 日本 |
| 豆类 | 国内 |
| 玉米 | 国内, 日本 |
| 小麦 | 国内, 亚洲 (其他国家) |
| 燕麦 | 国内 |
| 高粱 | 国内 |

农业
 占全部产业的 52%
 占就业人口的 32%

农业总产值
 2.78 亿美元

地区总产值
 3.1 亿美元

昆士兰州默里达令盆地种植的园艺作物

| 水果 | 蔬菜 |
|----|-----|
| 苹果 | 西兰花 |
| 梨 | 胡萝卜 |
| 桃子 | 洋葱 |
| 李子 | 大蒜 |
| 葡萄 | 豆类 |
| 橙子 | 玉米 |
| 柚子 | 小麦 |
| 柠檬 | 燕麦 |
| 酸橙 | 高粱 |
| 橄榄 | 高粱 |

産業機会

| 農業 | 林業 |
|---------------------------|---------------------------|
| アブラムシ (Aphidius) / ハチオウゴン | アブラムシ (Aphidius) / ハチオウゴン |
| 野菜・果物 | 野菜・果物 |
| 牧草・畜産 | 牧草・畜産 |
| 果木・樹木・植物 | 果木・樹木・植物 |
| 皮革・繊維・木材 | 皮革・繊維・木材 |
| 皮革・繊維・木材 | 皮革・繊維・木材 |
| 皮革・繊維・木材 | 皮革・繊維・木材 |
| 皮革・繊維・木材 | 皮革・繊維・木材 |

パロナ地区の企業

お問い合わせ
 Balonne Shire Council (Economic Development)
 112-118 Victoria Street, St George, Qld 4487
 電話: +61 7 4520 8805 携帯: +61 0418 166 824
 メール: council@balonne.qld.gov.au
 ウェブサイト: www.balonne.qld.gov.au/economic-development

パロナ地区
 園芸業
 2019年 概要

バロンヌ地区



Attachment 2 – Priority Project Investment Overview



Project Evaluation

The project has been successfully completed with 22 projects case managed. Approximately one-half of these projects were moved beyond the case management stage – with formal cost-benefit analyses completed.

Most of the projects however require investment by the private sector or State Government to proceed. In these cases, local government's role is primarily one of advocacy.

Distance has been an obstacle to the governance process. Two hundred kilometres seems the magic number (twice the cost for the return trip). Even so, it seems quite possible that there will be further joint projects between the two Councils, particularly in the further development of horticulture.

Some horticultural products (broccoli and cranberries) are listed in current projects and the scale of these developments and quality of investors is encouraging. Extensive work by the Department of Agriculture and Fisheries in identifying 34 potentially exportable crops, optimal planting and harvest times and soil input is an important benchmark for further investment attraction efforts.

Cold chain logistics remains an issue – eg availability of cold storage and distance to Brisbane and other capital city markets. This year will see direct exports of broccoli to China will prove it can be done.

The opening of air links from Wallcamp to Hong Kong should see higher value commodities flown direct to Asia.

Finally, although this project has now been completed on time and on budget, the delay of approximately 10 months in the completion of Milestone 4 is acknowledged and regretted. Financial controls used to derive cost-benefit analyses by consultants are now dated and would require re-estimation.

Also, this delay created some frustration for elected officials and some of the potential industry investors. Some of this "goodwill" is recoverable and some, regrettably, is not.

Overall, there are many job opportunities inherent in the projects and it will only require some of them to be enacted for further substantial economic growth and employment to happen.



INVESTMENT ATTRACTION PROJECTS

Milestone 5



The Milestone 5 requirement is "provide case management of a further 30 new investment opportunities". An update on 12 projects follows.

Equestrian Entertainment Centre

Julia Telford at Engage and Create Consulting has been retained to assist with the feasibility work including liaison with the P&A Society, draft MOU, calendar of use, roles and responsibilities, etc. Proterra (Sean Rice) have been engaged to supply a design concept for the proposed Centre at Goondiwindi. This preliminary work will enable the application for large grants for construction and completion of the facility.

Thalton Grain Upgrade

Owners are looking at upgrading storage and load out capacity. This could be achieved using large twin vertical silos complete with very fast load-out hoppers directly into rail wagons. Automatic weighing would also ensure more weight per wagon and avoid inefficient wagon overfills. The extension is to have enough capacity to completely fill one train from these silos (1,700 to 1,900 tonnes).

Thalton Freight Hub

This project builds on the earlier work on an Upstream Warehouse. However, it is considered unlikely that LCL ("less than container load") freight would be considered. However, road-based freight would not be ignored and it has been shown elsewhere, (eg Fitzpatrick near Albany Westunga and Dubbo), that bulk products such as fertilizer and cement can be successfully backloaded. It is anticipated the current owners of Thalton Grains may establish a freight hub adjacent to their grain terminal. This would require an investment in container handling facilities and undercover areas to enable stuffing of containers – principally bulk grains and unloading of any bulkloads.

Cranberry Production

In the same way that SunRice has broadened its production area from the Riverina in NSW by adding



tropical North Queensland to its traditional Riverina location, a leading national producer of cranberries from a southern state wishes to acquire 3000 hectares in St George to extend the season of cranberry production. This will also require a parking shed to be built, enhanced fertilizer and chemical use, carton and plastic bag supplies and additional refrigerated road transport to all eastern seaboard markets. The whole complex may employ 10 people, with higher employment in harvesting months.

Moorooka Fertiliser

The proponent for this investment is Moorooka Ag. The proposal is for a feedlot of 30,000 SCU. For the project to proceed it needs approval from DNRMR for access to a recharge aquifer for 300ML of water. This approval has not yet been granted.

Additional Horticulture

Moorooka Pty Ltd, located near St George, have traditionally supplied onions and carrots to the Australian market. This has been a markedly seasonal operation, and therefore casual overseas labour has been employed. Moorooka have now secured a contract to grow and supply large quantities of brussels – broccolis, for the Chinese market. On average ex-Brisbane takes 10 days on the water at 2°C. By controlling for a well-established exporter at Canton the expense and time to develop

their own overseas buyers has been eliminated. Moorooka has the desire to convert casual labour to full-time workers, which will be possible with year-round operations. Moorooka is currently operating with 44 FTEs, so it is not unreasonable to expect 30 new FTEs on a year-round basis.

Truck Fuel Stop

The investor is interested in building a facility north of Saint George with heavy vehicle provision. Average daily traffic figures have been received from the Department of Transport and Main Roads and forwarded to the company concerned. An initial planning assessment of the site has also been carried out. Stock floors requirements have been noted. The major issue will probably be relatively low vehicle movements and whether a facility is viable at current and predicted vehicle numbers. We also understand that this company may purchase a site within St George and is currently negotiating to do so.

Health Services Co-ordination

Goondiwindi has become a hub for health services for a large area of the Western Darling Downs and North West NSW. Coordination of the Goondiwindi-based health services, visiting specialist services and health-related transport was identified as a critical need to maximize health outcomes for the region.

Initial needs assessment and stakeholder engagement has been undertaken with the Darling Downs West Macintyre Primary Health Network and the Darling Downs Health Service involved in developing a suitable model. The next stage is investigation and development of the best service delivery model for a Health Care Coordinator based in Goondiwindi.

Electricity Generation and Supply

Vivintem Pty Ltd has approached Balonne Shire Council to act as an electricity generator and supplier. Under this proposal, Council would receive cotton trash, green waste and other combustibles which would be burnt under high temperature (2000°C) to generate steam to drive electricity generators. This combustion process would be used mainly at night to back up solar generation during the day. Under this scheme the rammed residual Energy Queensland would provide the distribution system for a fee. Initial information has been provided to Vivintem.

Electricity Generation and Supply (2)

Itarelec, an Australian company based in Port Macquarie, has approached Council to develop a joint venture using Council land to supply electricity into the grid. The solar facility would be built in 5MW increments.

Solar Farm St George

An international company, Itarelec, is proposing to establish a 25MW solar farm just outside St George near the Ergon facility. It is understood they will negotiate to lease the parcel of land identified. An application has been lodged with the Balonne Council, which has been advertised.

Solar Farm St George (2)

An Australian company wishes to establish a 25MW solar farm adjacent to the Ergon facility. This proposal is from a different company and for a different parcel of land. A pre-judgement meeting has been held but the formal application has not yet been received.

Balonne Shire

Economic impact model

Economic impact modelling enables the Balonne Shire to explore how change in employment or output (sales) in one sector of the local economy will impact on all other sectors of the economy, by modelling the flow-on effects across different industries.

This provides the Balonne Shire with powerful evidence to advocate against industrial closures or strategically target new industry sectors which are likely to have the greatest positive economic impact.

Different industries will have different flow on effects. Adding jobs in a particular sector will not only add to the value of that sector, but also to other industries related to the supply chain (eg. suppliers, wholesalers) and service industries (retail, food services, administration) which will expand to service the additional workforce. Jobs in associated industries may be added in the local area or outside it, based on journey to work information.

The economic impacts are calculated using an input-output model which is derived from the local economy microsimulation model by National Economics (NIEIR).

To use the model, simply input the number of jobs (per year) to be added to (+) or removed (-) from the economy in a particular industry sector. The results show the theoretical addition (or loss) to the local economy of jobs and value added by industry sector. It also shows the proportion of the new employment that would occur inside and outside the Balonne Shire.

Industry: Construction
Impact modeled: ADDITION of \$3.4 millions sales
Company name: Balonne Business Expansion

Impact Summary

Balonne Shire - Modelling the effect of adding \$3.4m sales in Construction - Inflation adjusted

| Summary | Output (\$m) | Value-added (\$m) | Local Jobs | Resident Jobs |
|--|--------------|-------------------|------------|---------------|
| Starting position Balonne Shire (year ended June 2018) | | | | |
| Construction | 36.31 | 11.09 | 138 | 105 |
| All industries | 597.10 | 278.10 | 2,408 | 2,362 |
| Impacts on Balonne Shire economy | | | | |
| Direct impact on Construction sector | 3.40 | 1.04 | 13 | 1 |
| Industrial impact | 1.54 | 0.65 | 7 | 1 |
| Consumption impact | 0.67 | 0.30 | 4 | 1 |
| Total impact on Balonne Shire economy | 5.61 | 1.99 | 23 | 23 |
| Type 1 multiplier (direct & industrial) | 1.45 | 1.63 | 1.51 | 1 |
| Type 2 multiplier (direct, industrial & consumption) | 1.65 | 1.92 | 1.78 | 1 |
| Impact on Queensland economy | | | | |
| Total impact - Queensland outside Balonne Shire | 0.34 | 0.14 | 2 | 2 |
| Total impact Queensland economy | 5.95 | 2.13 | 25 | 25 |
| Impact on Australian economy | | | | |
| Total impact outside Queensland economy | 0.94 | 0.42 | 3 | 4 |
| Total impact on Australian economy | 6.89 | 2.55 | 28 | 29 |

Source: National Institute of Economic and Industry Research (NIEIR) @2019. Compiled and presented in economy.id by .id, the population experts.

Note: All \$ values are expressed in 2016/17 base year dollar terms.

Impact on Output

The direct addition of \$3.4 million annual output in the Construction sector of the Balonne Shire economy would lead to an increase in indirect demand for intermediate goods and services across related industry sectors. These indirect industrial impacts (Type 1) are estimated to be an additional \$1.54m in Output, representing a Type 1 Output multiplier of 1.45.

There would be an additional contribution to the Balonne Shire economy through consumption effects as correspondingly more wages and salaries are spent in the local economy. It is estimated that this would result in a further increase in Output of \$0.67m.

The combination of all direct, industrial and consumption effects would result in total estimated rise in Output of \$5.61m in the Balonne Shire economy, representing a Type 2 Output multiplier of 1.65.

These impacts would not be limited to the local economy. Industrial and consumption effects would flow outside the region to the wider Australian economy to the tune of \$1.27m in Output.

The combined effect of economic multipliers in the Balonne Shire and the wider Australian economy is estimated to be \$6.89m added to Australia's Output.

Impact on Local Employment (jobs)

The direct addition of \$3.4 million annual output in the Construction sector of the Balonne Shire economy is estimated to lead to a corresponding direct addition of 13 jobs in the local Construction sector. From this direct expansion in the economy it is anticipated that there would be flow on effects into other related intermediate industries, creating an additional 7 jobs. This represents a Type 1 Employment multiplier of 1.51.

This addition of jobs in the local economy would lead to a corresponding increase in wages and salaries, a proportion of which would be spent on local goods and services, creating a further 4 jobs through consumption impacts.

The combination of all direct, industrial and consumption effects would result in a total estimated increase of 23 jobs located in the Balonne Shire. This represents a Type 2 Employment multiplier of 1.78.

Employment impacts would not be limited to the local economy. Industrial and consumption effects would flow outside the region to the wider Australian economy creating a further 5 jobs.

The combined effect of economic multipliers in the Balonne Shire and the wider Australian economy is estimated to be an addition of 28 jobs.

Impact on value added

The direct addition of \$3.4 million annual output in the Construction sector of the Balonne Shire economy would lead to a corresponding direct increase in value added of \$1.04m. A further \$0.65m in value added would be generated from related intermediate industries. These indirect industrial impacts represent a Type 1 value added multiplier of 1.63.

There would be an additional contribution to the Balonne Shire economy through consumption effects as correspondingly more wages and salaries are spent in the local economy. It is estimated that this would result in a further increase in value added of \$0.30m.

The combination of all direct, industrial and consumption effects would result in an estimated addition in value added of \$1.99m in the Balonne Shire economy, representing a Type 2 value added multiplier of 1.92.

These impacts would not be limited to the local economy. Industrial and consumption effects would flow outside the region to the wider Australian economy to the tune of \$0.56m in value added.

The combined effect of economic multipliers in the Balonne Shire and the wider Australian economy is estimated to be \$2.55m added to Australia's value added.

Impact on GRP

Value added by industry represents the industry component of Gross Regional Product (GRP). The impact on the Balonne Shire's GRP as a result of this change to the economy is directly equivalent to the change in value added outlined in the section above.

In summary, GRP in the Balonne Shire is estimated to increase by \$1.99m.

The effect on the Australian economy (including Balonne Shire) is estimated to be a growth in Gross Domestic Product (GDP) of \$2.55m.

Impact on employment by industry sector

This table shows a detailed breakdown of how employment will be affected by the addition of \$3.4 million annual output in the Construction sector of the Balonne Shire economy. This includes both the direct industrial impact (Type 1) and ongoing consumption impact (Type 2).

Employment by industry sector

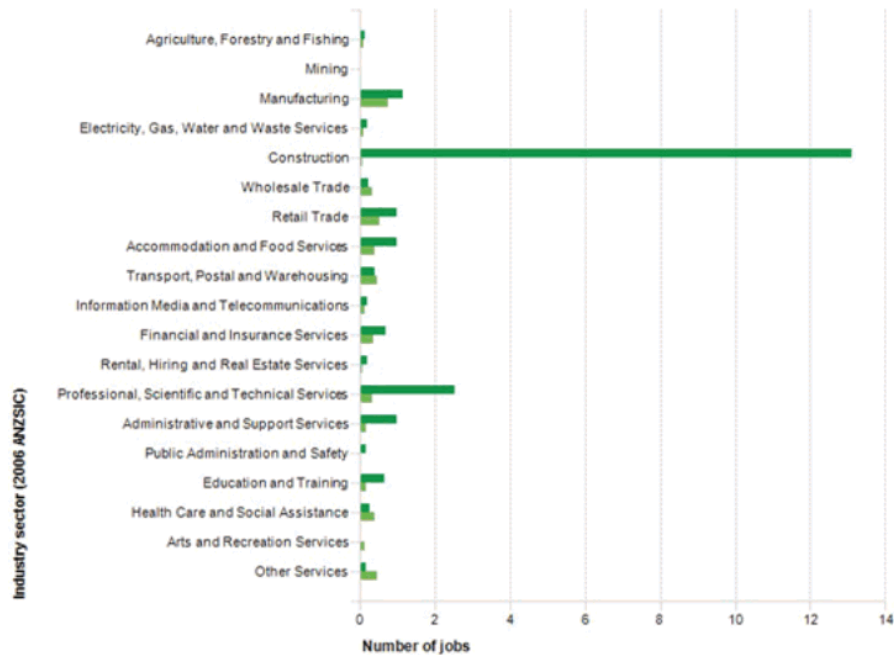
| Balonne Shire - Impact of \$3.4 million new sales in 'Construction' output (Type 1 & 2 combined impact) | | | | | Employment Impacts | | | |
|---|------------------------------------|-----------------------------------|--|--|--------------------|--|--|--|
| Industry sectors (1-digit ANZSC) | Existing jobs in the Balonne shire | Jobs created in the Balonne shire | Jobs created outside the Balonne shire | Jobs created for Balonne shire residents | | | | |
| Agriculture, Forestry and Fishing | 754 | 0 | 0 | 0 | | | | |
| Mining | 23 | 0 | 0 | 0 | | | | |
| Manufacturing | 63 | 1 | 1 | 1 | | | | |
| Electricity, Gas, Water and Waste Services | 30 | 0 | 0 | 0 | | | | |
| Construction | 138 | 13 | 0 | 12 | | | | |
| Wholesale Trade | 90 | 0 | 0 | 0 | | | | |
| Retail Trade | 230 | 1 | 1 | 1 | | | | |
| Accommodation and Food Services | 93 | 1 | 0 | 1 | | | | |
| Transport, Postal and Warehousing | 85 | 0 | 0 | 0 | | | | |
| Information Media and Telecommunications | 20 | 0 | 0 | 0 | | | | |
| Financial and Insurance Services | 26 | 1 | 0 | 1 | | | | |
| Rental, Hiring and Real Estate Services | 13 | 0 | 0 | 0 | | | | |
| Professional, Scientific and Technical Services | 35 | 3 | 0 | 2 | | | | |
| Administrative and Support Services | 35 | 1 | 0 | 1 | | | | |
| Public Administration and Safety | 123 | 0 | 0 | 0 | | | | |
| Education and Training | 258 | 1 | 0 | 1 | | | | |
| Health Care and Social Assistance | 282 | 0 | 0 | 0 | | | | |
| Arts and Recreation Services | 3 | 0 | 0 | 0 | | | | |
| Other Services | 106 | 0 | 0 | 0 | | | | |
| Total Industries | 2,408 | 23 | 5 | 23 | | | | |

Source: National Institute of Economic and Industry Research (NIEIR) @2019. Compiled and presented in economy id by .id The population experts

Employment by industry sector

Impact of \$3.4 million new sales in Construction sector

■ Jobs created in Balonne Shire ■ Jobs created outside Balonne Shire



Source: National Institute of Economic and Industry Research (NIEIR) ©2019
Compiled and presented in economy.id by .id the population experts

.id
the population experts

Resident employment impacts

The combination of all direct, industrial and consumption effects of adding \$3.4 million annual output to the Construction sector of the Balonne Shire economy would be an estimated increase of 23 jobs located in the Balonne Shire and 6 jobs located outside the Balonne Shire – a total of 29 jobs.

As some of the Balonne Shire's residents leave the area to work and residents of other areas enter the Balonne Shire to work, not all of these jobs will be filled by Balonne Shire residents. It is estimated that of the 29 jobs created, 23 or 79.1% would be expected to be filled by Balonne Shire residents.

Industry employment impacts

The combination of all direct, industrial and consumption effects of adding \$3.4 million annual output to the Construction sector of the Balonne Shire economy would result in an estimated increase of 23 jobs located in the Balonne Shire.

Of the 23 jobs created within the Balonne Shire, 13, or 56.9% would be added within Construction the sector. This includes the direct jobs created in the sector, and the effect of flow-on jobs within the same sector.

The largest increase in jobs outside Construction would be in Professional, Scientific and Technical Services (3), Manufacturing (1) and Retail Trade (1).

A total of 5 jobs are estimated to be created outside the Balonne Shire, with the largest number being in Manufacturing (1) Retail Trade (1) and Other Services (0).

Impact on value added by industry sector

This table shows a detailed breakdown of how adding \$3.4 million annual output in the Construction sector of the Balonne Shire economy will impact on the value added of each industry sector. This highlights the relationships between industry. This includes both the direct industrial impact (Type 1) and ongoing consumption impact (Type 2).

Value-added by industry

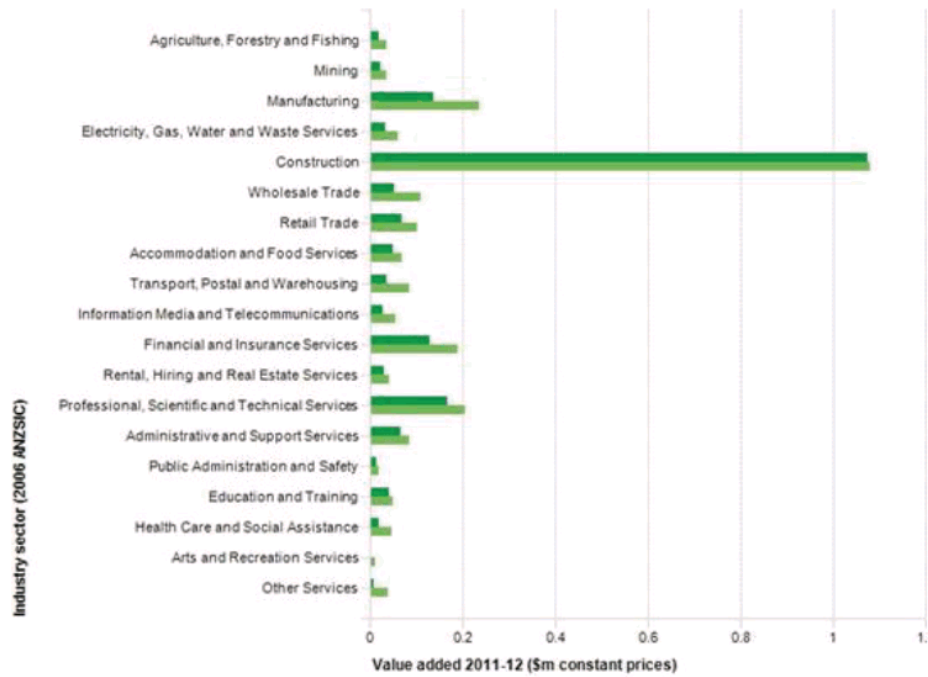
| Balonne Shire - Impact of \$3.4 million new sales in 'Construction' output (Type 1 & 2 combined impact) | | Value added 2017-18 (\$m constant prices) | |
|---|---------------|---|-----------------------------------|
| Industry sectors (1-digit ANZIC) | | Value added to the Balonne Shire | Value added to Australian economy |
| | | Percentage change | |
| Agriculture, Forestry and Fishing | \$0.02 | 0.0% | \$0.03 |
| Mining | \$0.02 | 0.1% | \$0.03 |
| Manufacturing | \$0.14 | 2.8% | \$0.24 |
| Electricity, Gas, Water and Waste Services | \$0.03 | 0.5% | \$0.06 |
| Construction | \$1.07 | 9.7% | \$1.08 |
| Wholesale Trade | \$0.06 | 0.3% | \$0.11 |
| Retail Trade | \$0.07 | 0.4% | \$0.10 |
| Accommodation and Food Services | \$0.06 | 1.1% | \$0.07 |
| Transport, Postal and Warehousing | \$0.04 | 0.4% | \$0.05 |
| Information Media and Telecommunications | \$0.03 | 1.0% | \$0.06 |
| Financial and Insurance Services | \$0.13 | 2.0% | \$0.15 |
| Rental, Hiring and Real Estate Services | \$0.03 | 1.4% | \$0.04 |
| Professional, Scientific and Technical Services | \$0.17 | 7.2% | \$0.20 |
| Administrative and Support Services | \$0.06 | 3.3% | \$0.08 |
| Public Administration and Safety | \$0.01 | 0.2% | \$0.02 |
| Education and Training | \$0.04 | 0.3% | \$0.05 |
| Health Care and Social Assistance | \$0.02 | 0.1% | \$0.03 |
| Arts and Recreation Services | \$0.00 | 0.7% | \$0.01 |
| Other Services | \$0.01 | 0.2% | \$0.04 |
| Total Industries | \$1.99 | 0.7% | \$2.55 |

Source: National Institute of Economic and Industry Research (NIEIR) @2019. Compiled and presented in economy.id by .id The population experts

Value-added by industry

Impact of \$3.4 million new sales in Construction sector

■ Value-added to Local GRP (industry) ■ Value-added to total Australian economy



Source: National Institute of Economic and Industry Research (NIEIR) ©2019
Compiled and presented in economy.id by .id the population experts

.id
the population experts

The combination of all direct, industrial and consumption effects of adding \$3.4 million annual output to the Construction sector of the Balonne Shire economy would result in an estimated increase in value added of \$1.99m in the Balonne Shire economy.

The Construction sector of the economy is estimated to increase in value added by 9.7%, with the total Balonne Shire economy estimated to grow by 0.7%.

The main impacts in value added within Balonne Shire, outside of Construction, are in Professional, Scientific and Technical Services (0.17m), Manufacturing (0.14m) and Financial and Insurance Services (0.13m).

copyright © 2019 .id Consulting Pty Ltd ACN 084 054 473. All rights reserved.
Please read our [Report Disclaimer](#) and [Copyright Notice](#) which governs your use of this report.

Attachment 4 - Economic Development Report to Balonne Shire Council March 2019

Report Summary

The purpose of the milestone report is to update Council on Economic Development activity in the Balonne Shire during the month of March 2019.

- Meet with local businesses, key local stakeholders, local producers, business decision makers and local champions to make them aware of the EDO's services as well as work on existing and new commercial opportunities including business expansions;
- Meet key regional stakeholders from varying levels of government relevant to economic development projects;
- Update on key inward investment and expansion projects and activities for the period;
- Provide value-added services and business support to clients;
- Marketing to prospective investors and identify further investment opportunities.

Summary of activity during the month of March including Year To Date (YTD) is below:

| Metric | Activity | Notes |
|--|----------|---|
| New Business enquiries | 1 | Monthly business enquiries |
| YTD new business enquiries | 49 | Year to date enquiries |
| Business engagement meetings | 25 | Meetings in the month with key stakeholders, |
| YTD Business meetings | 186 | Year to date client and stakeholder meetings |
| Follow up and value-add services (Referrals) | 45 | Introductions to assist local businesses – grants, services, business development, cost savings |
| YTD Referral services | 103 | Year to date referrals and tracking outcomes |
| Relevant events facilitated and/or attended | 7 | Includes forums and events, chamber/progress associations and other ED relevant events |
| YTD Business events | 34 | Relevant events attended and/or presented at |
| Investments realised | 0 | Investments in month |
| Investments YTD | 4 | Year to date investments announced in FY |
| Value of investments | \$0 | \$ value of investments in month |
| Investments \$ YTD | \$2.375m | Total value of investments Year to date in FY |
| Jobs created | 0 | Jobs created (announced) in period |
| YTD Jobs | 5 | Jobs created (announced) year to date |

1.0 Work Program Highlights

- Digital Connectivity grant awarded to Balonne Shire Council
- Taste of the West in Roma – 4 Balonne Horticultural businesses supplying produce to the event – “Meet the Buyers” event with Compass Group – food service provider to Santos;
- Letter of Support – St George Fruit and Vegetable Association – fruit fly baiting
- Balonne Horticultural Snapshot/Fact Sheet and translating into Japanese and Chinese;
- Submission to JARF funding - Thallon Grains
- Follow up priority projects and updates;
- 45 referrals in the month of March to Balonne area businesses;
- Supplier Showcase to Santos – 1 Balonne business attending; and

- Chinese Amoy (Xiamen) event

1.1 Events

- Dirran Social Media – 4 March (Dirranbandi)
- Final Five Issues DDSW RDA – 7 March (Cunnamulla)
- WDEF Landholders Forum – 13 March (St George)
- St George Chamber – 13 March (St George)
- LGAQ Asia Link – 14 March (Dalby)
- Stakeholders spray drift forum – 25 March (St George)
- WDEF Suppliers Forum – 28 March (St George)
- Chinese Amoy (Xiamen) – 30-31 March (St George)

1.2 Business Activity and Lead Generation

- Brisbane based agronomist looking at reducing salinity through a vault, vapour condense technology. Treat up to 20ML/day.
- 45 referrals/support:
 - Santos supply chain event in Roma – 13 with 1 Balonne business attending;
 - Taste of the West TSBE and Food Leaders Roma – 9 with 4 Balonne businesses participating;
 - Japan/Taiwan – investment opportunities to professional services (11)
 - Micro Abattoirs to feedlot operators – (4);
 - Waste to energy bio-futures grant application (1);
 - Workforce Development (2) and Letter of Support (1);
 - Workplace Essentials for Farmers, Growcom distributed;
 - Business Plan assistance (1), Workforce development assistance (1); and
 - Referrals to Tourism Manager – tourism initiatives.

1.3 Reporting

- Economic Development Activity report completed;
- 3 Year ED action plan revisions completed;
- Operating budget 2019-20 FY; and
- Horticultural snap shot/fact sheet document

2.0 Existing Priority Projects Updates

Project updates below on the existing priority projects.

| Project | Status/Update |
|-----------------------|---|
| Thallon Grain Upgrade | DSDMIP, Thallon Grains submitted a JARGF application |
| Thallon Freight Hub | Initial discussions with ARTC on opportunities. ARTC has been invited out to Balonne to present to stakeholders. |
| Carrot Production | Follow up discussion with Lamattina family in April. Lamattina's are participating in the Food Leaders of Australia - |

| | |
|--|---|
| | Tastes of the West event in Roma |
| Mooramanna Feedlot | Expansion plans discussed subject to exclusion fencing and drought |
| Fucheng (Westmar) | Continue to follow up with Fucheng on plans and work with DSDDMIP, GTT on workforce development (employment strategies) and procurement opportunities |
| Horticulture expansion | Discussing migrant worker opportunities. Four horticultural businesses supplying product for the Tastes of the West event. Met with DAF and St George Fruit and Vegetable Group re: Food and Fibre Leaders steering committee/think tank. |
| Truck Fuel Stop | Nothing further to update. |
| Electricity Generation Renewable Energy Projects (2) | No further update - projects not progressing |
| Solar Farm St George | No further update. |
| Cluster Exclusion Fencing | Landholder and Supplier forums in March. Applications opened 28 March. |
| St George Aerodrome | No further follow up as per DA. |
| St George Meat Processing | Discussions with DSDMIP on workforce development strategy and partnering with DET. |
| Learning Hub – Library | Further consultation and opportunities. Cost Benefit Analysis and assisting with project officer with revenue models. |

3.0 Investments Realised and Job Creation/Retention

For the month of March, no new investments or expansions have been announced.

| Investments | YTD | Project Value \$ | YTD | Jobs | YTD |
|-------------|-----|------------------|----------|------|-----|
| 0 | 4 | 1.575m | \$2.375m | 0 | 5 |

4.0 Economic Development Activity

4.1 New Business Enquiries

In the month of March, there was one new business enquiry from Brisbane. Year to Date (YTD) there have been 49 business enquiries. In addition to the priority projects, the EDO will continue to follow up and report on these projects and located within the Economic Development Activity excel spreadsheet.

| Enquiries | Totals | YTD | Sector | Totals | YTD |
|--------------|----------|-----------|--------------------|--------|-----|
| New | 1 | 35 | Agriculture | 1 | 15 |
| Expansion | 0 | 14 | Education/Training | 0 | 2 |
| Total | 1 | 49 | Energy | 0 | 3 |
| External | 1 | 29 | Health and Medical | 0 | 2 |
| Local | 0 | 20 | Horticulture | 0 | 8 |
| Total | 1 | 49 | Indigenous | 0 | 1 |
| | | | Manufacturing | 0 | 6 |
| | | | Property | 0 | 2 |

| | | | | | |
|--|--|--|-------------------------|----------|-----------|
| | | | Retail | 0 | 3 |
| | | | Tourism | 0 | 5 |
| | | | Transport and Logistics | 0 | 2 |
| | | | Total | 1 | 49 |

4.2 Client Meetings

During the month, there were 24 Economic Development meetings of which 14 were local and ten external. The purpose of these meetings is to engage and meet with key stakeholders, business champions, investment enablers and investors and business owners directly to promote the Shire and identify business opportunities. Year to Date (YTD), there have been 185 ED meetings.

Sector meetings are broken down as is the origin of the enquiry. Meetings are defined as face to face as well as phone conversations with the proponents. Tourism (5), Retail (4), Agriculture (3), Professional Services (3) and Government (3) were the most represented sectors. St George (7), Toowoomba (5) and Dirranbandi (4) were the most represented.

| Sector | Meetings | YTD | | Location | Meetings | YTD |
|-----------------------|-----------|------------|--|-----------------|-----------|------------|
| Agriculture | 5 | 42 | | St George | 8 | 63 |
| Council | 0 | 4 | | Dirranbandi | 3 | 28 |
| Creative | 0 | 1 | | Thallon | 0 | 3 |
| Education/Training | 1 | 9 | | Mungindi | 1 | 3 |
| Energy | 1 | 7 | | Hebel | 0 | 0 |
| Government | 3 | 21 | | Nindigully | 0 | 0 |
| Health/Medical | 1 | 4 | | Bollon | 2 | 2 |
| Indigenous | 1 | 4 | | Brisbane | 3 | 24 |
| Manufacturing | 0 | 9 | | Gold Coast | 0 | 6 |
| Professional Services | 3 | 38 | | Goondiwindi | 2 | 8 |
| Retail | 4 | 24 | | Toowoomba | 5 | 13 |
| Tourism | 5 | 15 | | Dalby | 0 | 2 |
| Transport | 1 | 3 | | Stanthorpe | 0 | 1 |
| Infrastructure | 0 | 4 | | Roma | 0 | 3 |
| | | | | Logan | 0 | 4 |
| | | | | Tasmania | 0 | 1 |
| | | | | Northern NSW | 0 | 1 |
| | | | | Melbourne | 0 | 9 |
| | | | | Sydney | 0 | 4 |
| | | | | Bundaberg | 0 | 1 |
| | | | | Warwick | 0 | 1 |
| | | | | Longreach | 0 | 1 |
| | | | | Wagga Wagga | 0 | 1 |
| | | | | South Australia | 1 | 3 |
| | | | | International | 0 | 4 |
| Total | 25 | 186 | | Total | 25 | 186 |

4.3 Referrals

Referrals are regarding introductions to government programs, advisors, mentors and other persons or government programs to assist local business growth and expansion. A total of 45 referrals in the month of March and 103 referrals to date. Outcomes will be tracked and reported on from these referrals.

| Sector | Mar 2019 | YTD | Notes |
|----------------------------|-----------|------------|---|
| Agriculture | 4 | 9 | Micro abattoir information sent to feedlot operators (4), |
| Chamber of Commerce & Orgs | 0 | 4 | |
| Education & Training | 3 | 36 | Workplace essentials to network, Information for workforce development for one local business & DSDMIP |
| Eco efficiency | 0 | 14 | |
| Energy | 13 | 13 | Supply chain information Santos – procurement in Roma sent to applicable businesses – 1 attending |
| Environmental | 1 | 3 | Biofutures grant forwarded to 1 potential applicant |
| Health & Medical | 0 | 2 | |
| Horticulture | 10 | 21 | Letter of support for St George Fruit and Vegetable Association, Compass Suppliers Showcase taste of the West (4 attending – sent to 9) |
| Retail | 2 | 9 | Business plan for one retailer, procurement for local retailer |
| Professional Services | 11 | 15 | Japan/Taiwan opportunities sent to 11 professional service providers - clients |
| Tourism | 1 | 2 | Referrals of programs to Tourism Manager |
| Vitaculture | 0 | 1 | |
| Export | 0 | 3 | |
| Total | 45 | 103 | |

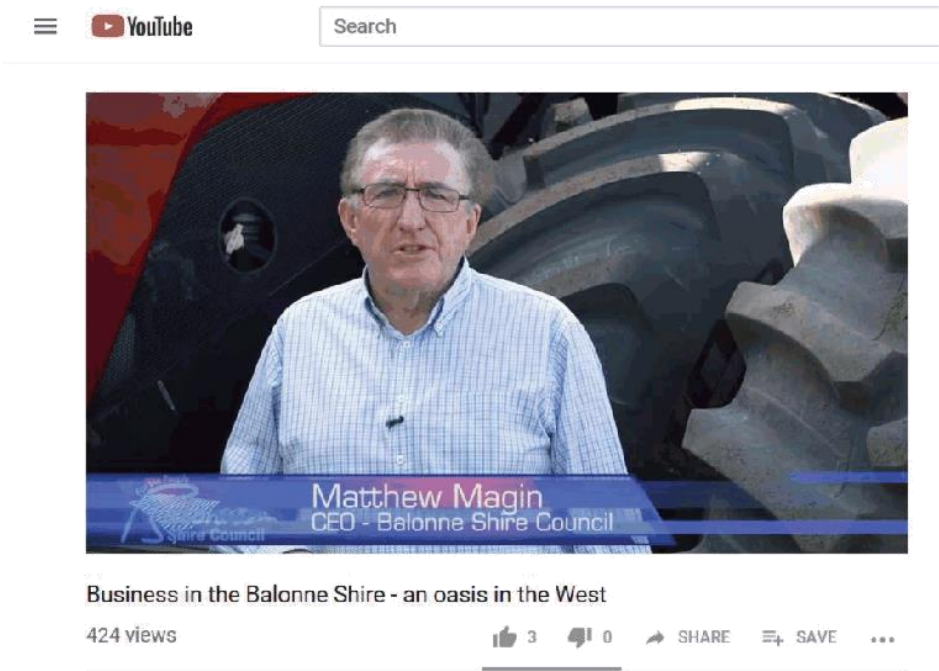
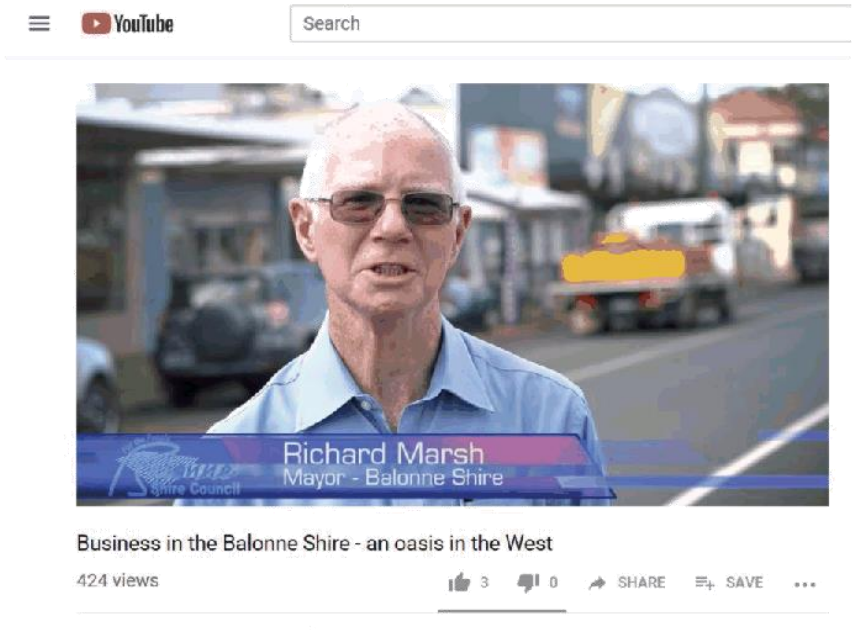
5.0 Relevant events attended/presented

| Event | Date | Purpose |
|---------------------------------------|-------------|--|
| Dirran Social Media | 4 March | Social Media, Marketing |
| Final Five Issues | 7 March | ED and community issues in SW Qld (RDA) – Cunnamulla. Five issues are: Energy, Retention and growth of regional population, zonal taxation, freight and logistics, digital connectivity. |
| WDEF Landholders Forum | 13 March | Overview of WDEF to landholders |
| St George Chamber | 13 March | Chamber Meeting |
| LGAQ AsiaLink Cultural Training | 14 March | Building capacity (investment and tourism) for engagement with Asia - Dalby |
| Horticultural Producers - Spray forum | 25 March | Discuss pesticides and herbicides at risk as well as unite as a group. Invited by St George Fruit and Vegetable Association |
| WDEF Suppliers Forum | 28 March | Overview of WDEF - Suppliers |
| Chinese Amoy (Xiamen) | 30-31 March | Memorial to the Amoy Shepherds St George |

5.1 Upcoming and proposed events

| Event | Date | Purpose and Location | Cost |
|---|------------|---|--------------------|
| Santos/Compass/TSBE food event | 2 April | Supply chain "Meet the buyers for local growers" – Roma. 4 Balonne businesses participating. One Balonne business involved in Santos supply chain forum prior to dinner. Includes dinner and overnight accommodation for Mayor and CEO. | \$430 |
| St George Chamber Meeting | 10 April | Chamber Meeting | \$0 |
| DDSW Economic Development Forum | 22-23 May | Discuss regional Economic Development issues and opportunities. Toowoomba and overnight accommodation. | \$120 |
| Inbound Trade delegation | May/June | Japanese and Taiwanese investors (agriculture) to visit St George – facilitated by DAF, TIQ and BSC. Confirmed on 26 March by Minister | TBC |
| Small Business Week | May 27-31 | Breakfast on 29 th and Networking event on 31 st . ED to sponsor. | \$2500 |
| Hort Connections – Leading national horticultural forum and external business meeting program | 24-28 June | Identified in the proposed ED Action Plan and recommended by large horticultural producer would be encouraged if Council can attend - Melbourne | \$2200 (all costs) |

Attachment 5 – You Tube Videos - Investing in Balonne Shire



Attachment 6 – Corporate Presentations (example)







Burton Shire Council Regional Economic Development Program

Page 193

Assistance

- Assistance with market data and research on the region
- Supply chain and procurement opportunities
- Introductions to key partners and stakeholders
- Identifying and accessing potential incentives
- Workforce development program and incentives
- Site selection services and infrastructure requirements
- Assistance with Development Approval process



Opportunities

- Agriculture and Horticulture opportunities
- Agtech and AgBiotech
- Distribution of international ag and hort products
 - Build capability
- Agriculture college(s) and private school
- Exclusion and cluster fencing – “flow-ons”
- Indigenous bush foods/medicines
- Resources sectors – central to gas fields in Qld and NSW
- Farmer innovation/commercialisation
- Hunting/Fishing Lodge and camps
- Migrant Relocation programs



Contact

Economic Development Officer

Balonne Shire Council

council@balonne.qld.gov.au

07 4620 8805

0418 168 824



Attachment 7 – Evoke Ag Program

Melbourne 18-21 February 2019 (Agriculture and AgTech focus)

Summary

The Economic Development Officer attended the Evoke Ag Conference (19&20 February) in Melbourne and developed a business meeting program outside of (direct emails) and within the conference (Evoke Ag delegate app) to promote and generate leads and opportunities for the Balonne Shire region. Attended by over 1200 delegates from 20 countries, Evoke Ag is the leading national/international Agriculture and Agricultural Technology conference aligns with three of Balonne Shire's Economic Development Plan pillars/key sectors – sheep and cattle grazing, grain and cotton and horticulture. Additionally, the program included pre-arranging targeted meetings with Melbourne based agriculture and food companies that have been identified as companies that have potential growth plans as well as other opportunities for regional Australia. Targeted meetings arose from:

- Meeting with national and international companies based in Melbourne that have an existing footprint in the Balonne Shire region with the potential to reinvest/expand;
- Meeting with targeted agricultural companies that are based in Melbourne that may have an interest in opportunities in the Balonne Shire;
- Meeting with relevant industry peak body organisations and Ag professional service provider;
- Delegate list (EvokeAg app) to connect with targeted delegates in advance and during the conference; and
- Leverage off of contacts and stakeholders (Queensland based) also attending;

Outcomes

Anticipated Outcomes

- Generate at least 4 new business enquiries from the Evoke Ag conference;
- Generate 3 new enquiries from the external meeting program;
- Build on existing network, further referrals and opportunities;
- Regular follow up with contacts regarding further investment enquires and opportunities;
- Potentially generate supply chain opportunities for local businesses; and
- Facilitate further requirements for existing businesses as per requests of which will be tracked and monitored.

Initial Outcomes

- Paul Brimblecombe from Cubbie to handle all enquiries with Lempriere Wool and Ruyi
- Enquiry from Brisbane based organics fertiliser start-up company SOS Bio with regards to establishing a \$10million demonstration plant. Create 20 jobs and are raising capital for the project. Have spoken to Toowoomba as a potential site, but nothing has been confirmed.
- Micro abattoir opportunities with South Australian based Australian Micro Abattoirs. Investment of \$400-500k and employ 5-6 employees based on scale. Centralised boning

facility required and vet on site. Ideal for feedlots and vertically integrated farms and could see 4 or 5 facilities in Balonne Shire with boning facility. Company assists with feasibility, set-up and marketing.

- Agrinet –Digital Connectivity. Supplied a system to local farmer in Dirranbandi
- Rocket Seeder and Sprout X keen to explore innovation and opportunities with retired farmers. Inventions and investing in start-ups.
- Saltbush Pellets based in South Australia – distribution and opportunities to grow SaltBush in dry climates for pellets. If concentrated growers, consider investing in a pelletising facility.
- Opportunities matrix from Ridley Corporation after discussion with CEO
- Cargill – information Talwood site and other potential opportunities for future testing sites
- Following up on opportunities with Rwanda through Special Advisor Michael Roux
- Follow up with Costa Group on past investment in St George and if there are any future opportunities that the company
- Liaised with Trade and Invest Queensland and Austrade officers based in Queensland that attended – introductions and follow ups on current enquiries
- Opportunity with Australia Israel Chamber of Commerce to work with Israeli companies looking at opportunities in Australia (trials) as well as a mission for Balonne Shire students and farmers/irrigators to travel to Israel and learn Agtech opportunities
- Modelling from New Zealand and Western Australia regarding establishing successful native bush food operations
- Aero-farms – New Jersey based large scale operations growing plants indoors in industrial estates. Achieving 390X that of traditional farming with 95% less water.
www.aerofarms.com
- Great feedback from local stakeholders with regards to Balonne Shire attending. Suggest Council participate in HortConnections in June (Melbourne).

Reporting

- Report to be included in the March Economic Development Update for the March 2019 Council meeting
- Follow up and outcomes will be monitored and updated to Council on a regular basis
- Contacts and other relevant information captured and saved in Magiq and H: ECONDEV

Budget

| Expense | Budget (inc GST) | Actual (inc GST) |
|---|------------------|------------------|
| Conference Fee | \$1100 | \$1100 |
| Flight Gold Coast < > Melbourne (Return) | \$400 | \$231 |
| Travel – Taxi/Shuttle, trams, parking | \$120 | \$68 |
| Car Hire 1 day Melbourne (including fuel and tolls) | \$140 | \$0 |
| Hotel Melbourne CBD (3 nights - \$175 x 3) | \$525 | \$362 |
| Meal allowance \$50 each day (\$50 X 4) | \$200 | \$73 |
| Total Estimated and Actual Cost | \$2485 | \$1834 |

Balonne Shire Council - Regional Economic Diversification Program

51 | Page

Meetings

| Company | Contact | Overview |
|--------------------------------------|---|--|
| Sprout X | Operations Manager | Tour of the facility and discuss potential opportunities to collaborate and involve Sprout X in Western Queensland. Little Tokyo in Brisbane expanding into AgTech |
| Trade Invest Queensland | Group Manager – Food and Ag | Follow up on existing leads and assistance with Evoke Ag delegates and opportunities |
| Moonrocks | Managing Director | Discuss migration relocation program benefits and assist with leads at Evoke Ag |
| Ridley Corporation | CEO | Ridley's growth plans in innovation and Agtech and matrix of opportunities. 21 sites across Australia |
| Costa Group | Government Relations Manager | Discuss past investment in St George (grapes) and consideration of the region again. Very supportive of To keep in contact |
| Australian Micro Abattoirs | CEO | Opportunities to construct micro Abattoirs in Balonne Shire (see Outcomes) |
| Australia Israel Chamber of Commerce | CEO | Opportunities with the Chamber – awareness of Israeli companies looking at Australia and possible tour of Israel for Balonne (possibly SWRED) for producers, irrigators and students |
| Simplot | Director of R&D | Discuss Simplot plans and horticultural opportunities – crop varieties |
| Cargill Australia | Strategy and Business Development Manager | Cargill's current projects and plans. Current trial site in Talwood (weather monitoring) and further trial opportunities with new technologies |
| Rocket Seeder | CEO | Discuss start-up opportunities through the accelerator, farmer innovation and possible investment opportunities. |
| Bird Control Group | Director | Plant defence technology against birds. Distributor in Australia |
| FarmBot | Managing Director | AgTech investment |
| Agrinet | Managing Director | Discuss local farmer's project and further opportunities in Balonne Shire with Agrinet – Digital connectivity |
| Telstra | Various | Newly released satellite technology at the farm. Cost is approximately \$70k per mobile satellite dish unit |
| KPMG | Adviser – Food and Agribusiness | Heads up KPMG's food and agribusiness division (Sydney based). Overview on opportunities in Balonne Shire provided. To follow up and with Brisbane office. |
| Hargol | Co-founder and CEO | Expansion plans for Hargol (Israeli based). Insect production. |
| SaltBush Pellets | Managing Director | South Australian based – pelletising and growing opportunities with Salt Bush (see Outcomes) |
| SOS Bio | Managing Director | Organic fertiliser with trials across Australia. Demonstration facility \$10m have been in contact with Toowoomba but nothing has been finalised. |
| Viper | Chairman | Possible micro engineering hub to service irrigation, agriculture and gas sectors in SW Qld and NW NSW |
| Rwanda | Honorary Counsel | AgTech and farming opportunities with international students |



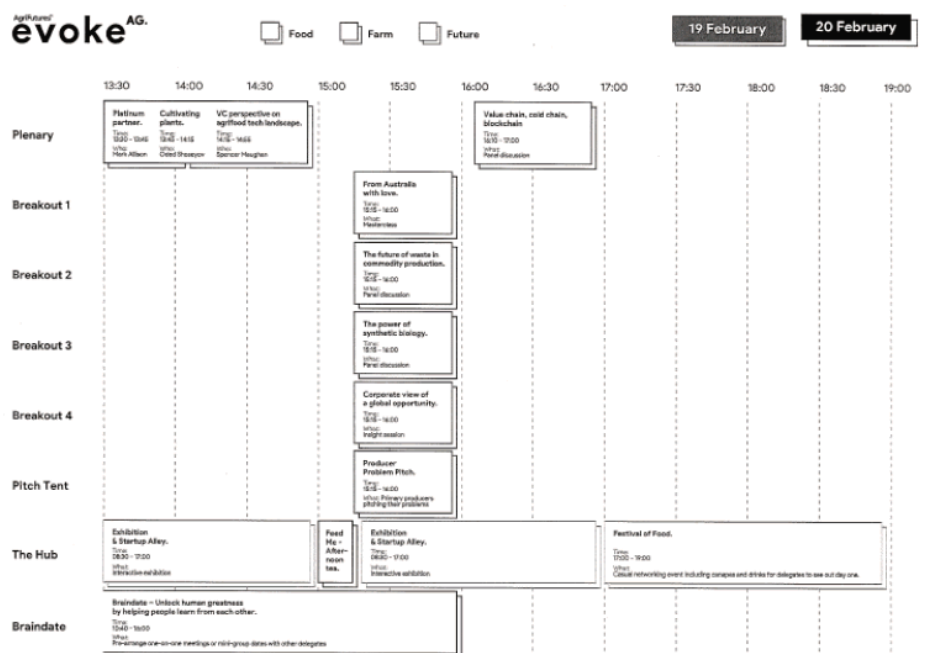
Who's coming and why?

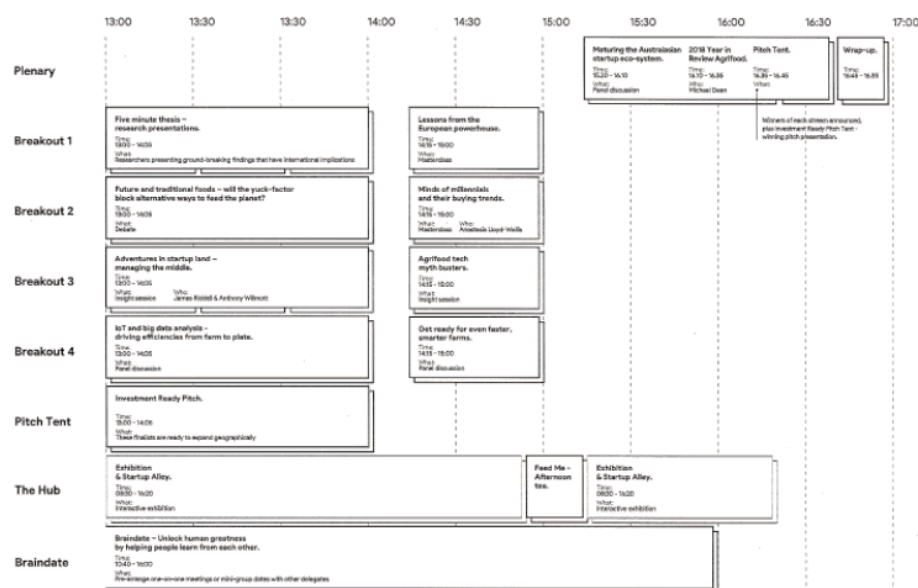
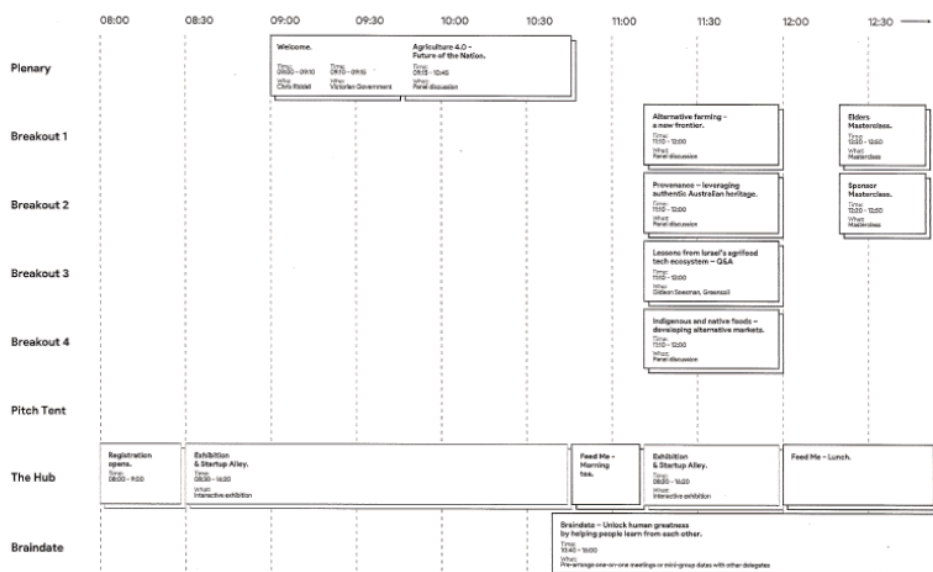
evoke^{AG.} is different to other events currently happening across Australia because it will:

Attract the entire ecosystem: leaders, farmers, startups, innovators, accelerators, researchers, universities, businesses, corporates, government and investors.

Create one location to see what is happening across agrifood tech and related research in Australia, New Zealand and Asia.

Create a platform for startups to display their technologies and create deal flow and investment into Australia.





Attachment 8 – Hort Connections

Melbourne Hort Connections 24-28 June 2019 (Horticulture & Evoke Ag follow up)

Proposal Overview

The main purpose of this proposal is to seek permission from the CEO of Balonne Shire Council for the Economic Development Officer to attend Hort Connections (24-26 June) in Melbourne and to promote and generate leads and opportunities for the Balonne Shire region. Hort Connections is the national horticultural conference for the industry. The EDO has participated in past Hort Connections/Ausveg conferences and leads were generated from these past events. The owners of Moonrocks also suggested it would be highly advisable for Balonne Shire Council to attend this conference to not only identify opportunities for the Shire, but to also support the horticultural industry in the Shire.

Aligning with Council's 2018-2022 Economic Development Plan, horticulture has been identified as one of four of Balonne Shire's Economic Development Plan pillars/key sectors. These being: Sheep and cattle grazing, grain and cotton, horticulture and tourism & events. Additionally, the program will include pre-arranging targeted meetings with Melbourne based agriculture and food companies that have been identified as companies that have potential growth plans as well as other opportunities for Balonne Shire (SW Queensland). These meetings will be scheduled for the 24th and 27th of June. The program will also include 1.5 days in South Australia – site visits from strong Evoke Ag leads. The following is a summary of the proposed itinerary:

- a) Meeting with national and international companies based in Melbourne that have a footprint in Balonne with the potential to reinvest/expand;
- b) Meeting with targeted agricultural companies that are based in Melbourne that may have an interest in opportunities in the Balonne Shire & follow up from companies from Evoke Ag;
- c) Meeting with relevant industry peak body organisations and Agriculture and Horticultural professional service providers such as: Hort Innovation, SGA Solutions, Agribio, Ausbiotech. Will also attempt to receive a delegate list of Hort Connections in advance to target.
- d) Meeting with targeted international trade offices that are based in Melbourne that have agriculture, ag tech and potentially water sectors focuses in these offices;
- e) Possible follow up from May/June inbound mission to Balonne Shire from Japan and Taiwan organised by DAF and TIQ;
- f) Leverage off of contacts and stakeholders (Queensland based) also attending;
- g) All flights will be economy with price and flight-time the key criteria. Proposed dates are 24-27 June to allow for 1.5 days of external meetings and 2.5 days at Hort Connections (24-26 June). The hotel room maximum budget per night is \$150/night in the Melbourne CBD. Proposed meeting program to follow with Hort Connections program included;
- h) 27th late afternoon/early evening flight Melbourne to Adelaide – meetings in South Australia (2 hours north of Adelaide - car rental plus fuel costs); and
- i) Overnight in Adelaide and drive to Crystal Brook SA (2 ¼ hrs) to meet with Salt Bush Pellets – Brian Wilson and then drive 45 minutes to Clare Valley SA (Australian Micro Abattoirs - Michelle Lally). Return to Adelaide - drive 2 hours from Clare Valley to Adelaide and flight to Gold Coast.

Outcomes

Anticipated Outcomes

- Generate minimum 4 new business enquiries from the Hort Connections conference;
- Generate minimum 3 new enquiries from the external meeting program;
- Build on existing network, further referrals and opportunities;
- Regular follow up with contacts regarding further investment enquires and opportunities;
- Potentially generate supply chain and other opportunities for local businesses; and
- Facilitate further requirements for existing businesses as per requests of which will be tracked and monitored.

Budget

| Expense | Budget (inc GST) | Actual (inc GST) |
|--|-------------------------|-------------------------|
| Conference Fee (early bird 29 March) | \$825 | \$825 |
| Flight Gold Coast > Melbourne | \$129 | \$121.92 |
| Travel – Taxi/Shuttle, trams, parking | \$130 | |
| Hotel Melbourne CBD (24-26 June) – (\$150 x 3) | \$450 | \$321.27 |
| Flight Melbourne to Adelaide (27 June) | \$109 | \$110.09 |
| Hotel Adelaide (27 June) | \$125 | \$123.31 |
| Car Hire Adelaide to regional SA | \$150 | |
| Fuel rental car | \$50 | |
| Flight Adelaide to Gold Coast (28 June) | \$125 | \$159.07 |
| Meal allowance \$50 each day (X5) | \$250 | |
| Total Estimated and Actual Cost | \$2343 | |

Program

| MONDAY 24 JUNE | | |
|-----------------|---|----------------------------------|
| 1800 – 1830 | Welcome Reception Northern Concourse | AGRICULTURE VICTORIA |
| 1830 – 2100 | Trade Show Exhibition Bays 21-26 | FMA cmaa |
| TUESDAY 25 JUNE | | |
| 0700 – 0800 | Breakfast Session Melbourne Room | Puffins |
| 0800 – 1100 | Plenary Sessions Q Plenary 1 | Hort Innovation |
| 1100 – 1120 | Morning Tea Exhibition Bays 21-26 | BAYER |
| 1120 – 1230 | Trade Show and Trade Show Speaker Sessions Exhibition Bays 21-26 | FMA cmaa |
| 1230 – 1400 | Lunch Exhibition Bays 21-26 | |
| 1400 – 1700 | Trade Show and Trade Show Speaker Sessions Exhibition Bays 21-26 | FMA cmaa |
| 1400 – 1640 | AUSVEG Stream Q Meeting Rooms 210 & 211 | PMA A-NZ Stream Q Eureka Room |
| 1700 – 1800 | Trade Show Happy Hour Exhibition Bays 21-26 | nielsen |

| WEDNESDAY 26 JUNE | | | |
|--------------------|---|--|---|
| 0700 – 0800 | Breakfast Session Melbourne Room | |  |
| 0800 – 1030 | Growing & Farming Q Meeting Room 203 | Over the Horizon Q Meeting Room 210 | Supply Chain & Consumers Q Meeting Room 211 |
| 1030 – 1100 | Morning Tea Exhibition Bays 21-26 | | |
| 1100 – 1230 | Trade Show and Trade Show Speaker Sessions Exhibition Bays 21-26 | |   |
| 1230 – 1400 | Lunch Exhibition Bays 21-26 | | |
| 1400 – 1500 | Trade Show and Trade Show Speaker Sessions Exhibition Bays 21-26 | |   |
| 1330 – 1430 | PMA A-NZ Fresh Perspectives – Diversity & Inclusion Session Meeting Room 203 | | |
| 1430 – 1600 | Women in Horticulture Meeting Rooms 210 & 211 | |  |
| 1600 – 1700 | PMA A-NZ Fresh Perspectives and Women in Horticulture Networking Hospitality Meeting Rooms 210 & 211 Foyer | | |
| <u>1900 – 1930</u> | Pre-Dinner Drinks Crown Palladium Foyer | | |
| 1930 – 2300 | Hort Connections Gala Dinner Crown Palladium | | |

OFFICER REPORT

TO: Council

SUBJECT: Monthly Report

DATE: 07.05.19

AGENDA REF: ICEO3

AUTHOR: Stephanie Price - Grants Officer

Executive Summary

Grants information report 6 April – 3 May 2019

Grants Summary

Submitted Full Business Case Applications 5

Attachments

1. 16 May - Grants Monthly Information Report.pdf [↓](#)

Matthew Magin
Chief Executive Officer

Grants Officer - Information Report

6 April – 3 May 2019

Submitted - Full Business Case Grant Applications

| Program | Project Name | Date Submitted | Outcome Due Date | Amount Applied for \$ |
|---|--|----------------|------------------|-----------------------|
| Queensland Seniors Week - QLD Gov | An Enjoyable Morning for our Senior Citizens | 5-Apr-19 | Apr-19 | \$1k |
| Queensland Disaster Resilience Fund | 1) Generators | 18-Apr-19 | Jun-19 | \$172,519.98 |
| Queensland Disaster Resilience Fund | 2) Flood & Storm Water Mapping | 18-Apr-19 | Jun-19 | \$74,800.00 |
| Queensland Disaster Resilience Fund | 3) Regional Resilience Officer | 18-Apr-19 | Jun-19 | \$335,816.80 |
| Tackling Tough Times Together - Foundation for Rural & Regional Renewal | Restoration of the Nindigully Boomerangs | 30-Apr-19 | Mid July 2019 | \$20k |

(IFCS) FINANCE AND CORPORATE SERVICES

| ITEM | TITLE | EXECUTIVE SUMMARY | PAGE |
|-------------|--|--|-------------|
| ICFS1 | <u>MONTHLY REPORT - DIRECTOR FINANCE & CORPORATE SERVICES</u> | Monthly Information Report – Director Finance & Corporate Services | 209 |
| ICFS2 | <u>MONTHLY FINANCIAL INFORMATION REPORT APRIL 2019</u> | Monthly Financial Information Report for the period ended 30 April 2019. | 213 |

OFFICER REPORT

TO: Council

SUBJECT: Monthly Report - Director Finance & Corporate Services

DATE: 01.05.19

AGENDA REF: ICFS1

AUTHOR: Michelle Clarke - Director Finance & Corporate Services

Executive Summary

Monthly Information Report – Director Finance & Corporate Services

St George Levee

- 1 compensation agreement signed – and compulsory acquisition still pending with the Department
- Still awaiting 4 landholders at various stages of verbal agreement to sign relevant documentation

Land matters

- Various minor inquiries relating to council leases

Complaints

- Eumerella South Road complaint still pending CCC instructions

Staffing

- Assisted Directorates with a number of positions vacant and letters of appointment during the month of February
- Trainee Administration and Information Technology commenced
- Procurement Co-ordinator commenced
- Recruiting for a Senior Finance Officer to replace Graduate Accountant based on needs of organisation to complete workload surrounding finance & governance requirements especially around new major projects occurring.
- Advertising for casual administration officers underway

Rates

- Sales of rates arrears the 3 properties passed in are in the process of being transferred to council's ownership – it is proposed that these parcels of land be placed with a local real estate agent for sale
- Rating workshop on 7 May to finalise the rating categories for 2019/20

Finance

- Budget preparations continue for 2019/20 – SLG have budget ready for presentation to councillor workshop on 7 May

- Landfill remediation report is underway
- Shell Financial statements prepared in draft format
- Budget review Q3 is ready for presentation to the May council meeting
- External Audit interim audit was completed earlier in the month and all deadlines met in accordance with the External Audit Plan – to have the shell financial statements and asset revaluations to Audit by 30 April.

Procurement

- Wild Dog cluster fence – call for applications landholders and contractors/suppliers utilising Vendor Panel along with numerous enquiries to assist applicants. A total of 31 applications were received. Of the 31, three were for one application and one was submitted but not complete and will be unable to be evaluated. This leaves us with 27 actual applications cover circa 33 properties. Total km estimated in applications is 544.70km.
- EOIs with Vendor Panel Digital connectivity project – 8 received by closing date
- Thermal springs quotations being sought – prepared a tender consideration plan in accordance with the LG Regulations.

The following graph shows how many requests for quotation have been made utilising Vendor Panel for the month of March and April. There has been a substantial increase as staff utilise the vendor panel system and works progress for the month of March and April.



St George Aerodrome

- The conditional funding agreement was signed for the \$1m St George General Aviation Project and our first milestone due 1 May has been met to provide a project plan, risk assessment and cash flow.
- The Airport Master Plan quotations were evaluated and Aviation Projects have been appointed to complete the Plan and will consult with council and key stakeholders over the coming weeks. This will also inform the final location for the General Aviation project.

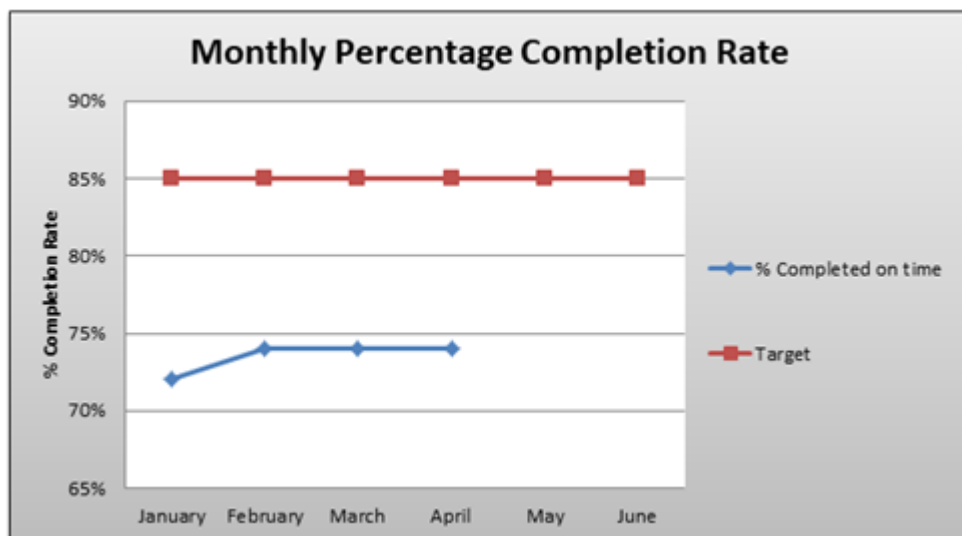
Service requests

A total of 119 documents were created in Magiq for service requests for March with 88 completed on time giving a 74% average completion rate. Council received 7 compliments in April, which is consistent with the monthly average. Relevant staff received a letter of acknowledgement.

| Compliments | | | |
|-------------|-----|-----|-----|
| Jan | Feb | Mar | Apr |
| 5 | 6 | 13 | 7 |

The graph overpage indicates we are still below our key performance target of 85%.

| | January | February | March | April |
|---------------------|---------|----------|-------|-------|
| Total Documents | 117 | 129 | 150 | 119 |
| Completed on Time | 84 | 95 | 111 | 88 |
| Completed Late | 19 | 8 | 15 | 15 |
| Pending & Overdue | 14 | 26 | 24 | 16 |
| % completed on time | 72% | 74% | 74% | 74% |
| % Completed overall | 88% | 80% | 84% | 87% |
| Target | 85% | 85% | 85% | 85% |



Other key projects/meetings

Risk module – The risk management consultant has progressed with finalising the strategic risk assessments; risk appetite statement and commenced the operational risk assessments. Report to Council this meeting to adopt the strategic risk assessments and risk appetite statement. These will become part of council's Enterprise Risk Management Framework.

Wild Dog Exclusion Fencing project

- Queensland Treasury Corporation completed their credit review with council receiving a moderate rating with a neutral outlook. The Department Local Government Racing & Multicultural Affairs and Under Treasurer are currently assessing Council's Borrowing application.
- Landholder and adjoining landholder agreements completed and now awaiting approved applicants and specific details such as the loan schedules that will be incorporated into the agreements.

CCTV

Funding applications completed for grants to continue to implement the CCTV Strategy

Currently obtaining quotations to install CCTV at our St George Library following a recent security incident

Digital Connectivity Project

First milestone achieved with documentation forwarded to Department including deed of covenant that will see transfer of asset to the Telco. Seeking approval from Department to approve this agreement.

Insurances

Council's asset listing and documentation has been completed to finalise council's insurances for the 2019/20 year with LGM.

Attachments

Nil

Michelle Clarke

Director Finance & Corporate Services

OFFICER REPORT

TO: Council

SUBJECT: Monthly Financial Information Report April 2019

DATE: 07.05.19

AGENDA REF: ICFS2

AUTHOR: Tracey Lee - Manager Finance Services

Executive Summary

Monthly Financial Information Report for the period ended 30 April 2019.

Attachments

1. Monthly Finance Information Report April 2019 [↓](#)

Michelle Clarke
Director Finance & Corporate Services

Finance Information Report

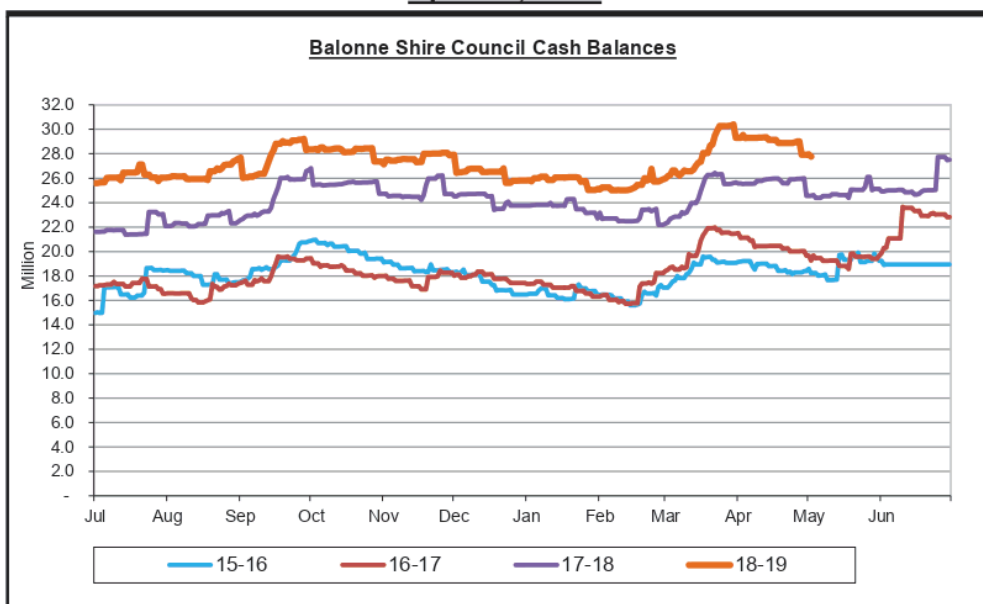
Month Ending 30 April 2019

Table of Contents

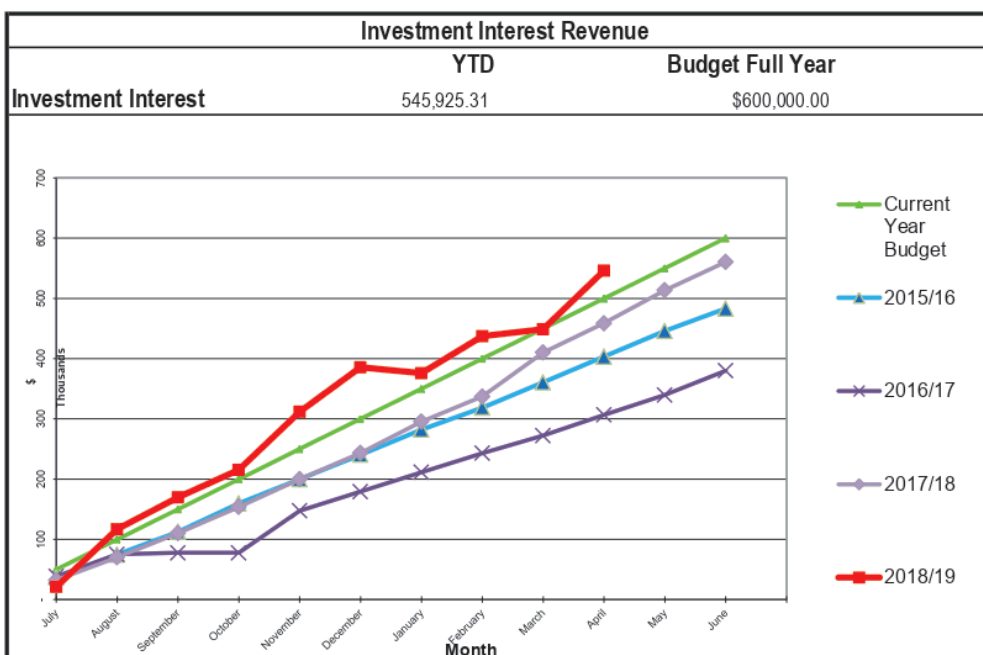
| | |
|---------------------------------------|----|
| Cash Balances Graphs | 1 |
| Revenue and Expenditure | 2 |
| Rates Status Report | 21 |
| Capital and Operational Grants Report | 22 |
| Job Graphs | 24 |
| Road Maintenance | 37 |
| RMPC Road Cost Summary | 39 |
| Concessions and Donations | 43 |
| Information Graphs | 45 |

Balonne Shire Council Cash Management Report

April 30, 2019



| Cash Fund Balance | | | |
|--------------------------|------------------------|------------------------------|----------------------|
| Operational Fund: | | Balance | |
| Cash on Hand | 1,200.00 | Short Term Deposits:- | |
| Cash at Bank | 9,659,050.53 | | |
| Short Term Deposits | 18,100,409.85 | | |
| Total Funds | \$27,760,660.38 | | |
| Trust Fund: | | | |
| Cash at Bank | \$229,328.43 | | |
| | | Total | 18,100,409.85 |



Revenue and Expenditure Report - Balonne Shire Council
(Accounts: 0100-0002-0000 to 7900-7201-0000. 84% of year elapsed. All Accounts. Excludes Committed Costs. To Details.)

Financial Year Ending 2019 - (Budget for Full Year)

Version: 2019.3.15.1

| | REVENUE | | | EXPENSE | | | SURPLUS / (DEFICIENCY) | | |
|--|--------------|------|-----------|--------------|-------|-----------|--------------------------|---|--------|
| | 30 Apr 2019 | % | Budget | 30 Apr 2019 | % | Budget | 30 Apr 2019 | % | Budget |
| 0205-1351 Printing/Stationery/Misc | 805.74 | 23% | 3,500 | | | | | | |
| 0205-1352 Sale of Misc Surplus Equipment | 0.00 | --- | 500 | | | | | | |
| 0205-1354 Council Documents | 0.00 | --- | 100 | | | | | | |
| 0205-1355 Contribution Funding - Website | 0.00 | --- | 0 | | | | | | |
| 0205-1621 Traineeship Subsidy | 16,500.00 | 37% | 45,000 | | | | | | |
| 0205-1622 Paid Parental Leave Subsidy-Ctrlink | 9,495.42 | 95% | 10,000 | | | | | | |
| 0205-1633 Grant - Drought Support | 0.00 | --- | 90,000 | | | | | | |
| 0205-1634 REDP GRANT - GRANTS OFFICER | 100,000.00 | 100% | 100,000 | | | | | | |
| 0205-1650 State Fire Services Commission | 0.00 | --- | 10,200 | | | | | | |
| 0205-1670 Superannuation Contribution Refunds | 88.62 | 18% | 500 | | | | | | |
| 0205-1810 Oncost Recovery | 2,207,435.28 | 85% | 2,600,000 | | | | | | |
| 0205-1901 Gain/Loss Sale of Fixed Asset | (7,970.34) | --- | 0 | | | | | | |
| 0205-1902 Insurance Recoupment | 24,233.50 | 202% | 12,000 | | | | | | |
| 0205-1903 Insurance Workers Comp. Recoupment | 5,125.33 | 43% | 12,000 | | | | | | |
| 0205-1905 Land Gain/Loss Sale of Fixed Asset | 0.00 | --- | 0 | | | | | | |
| 0205-1910 Gain on Revaluation Assets | 0.00 | --- | 0 | | | | | | |
| 0205-2101 Salaries/Wages | | | | 1,345,496.75 | 77% | 1,742,000 | | | |
| 0205-2102 Annual Leave Accrual | | | | 532,055.53 | 92% | 580,000 | | | |
| 0205-2103 Long Service Leave Accrual | | | | 64,114.60 | 53% | 120,000 | | | |
| 0205-2104 Sick Leave | | | | 154,162.24 | 67% | 230,000 | | | |
| 0205-2105 Superannuation | | | | 527,888.21 | 82% | 643,000 | | | |
| 0205-2106 Admin Training | | | | 82,349.42 | 110% | 75,000 | | | |
| 0205-2107 Public Holidays | | | | 193,525.61 | 92% | 210,000 | | | |
| 0205-2108 Recruitment Expenses | | | | 35,887.08 | 144% | 25,000 | | | |
| 0205-2110 FBT Expense-Corp Serv Staff Only | | | | 0.00 | --- | 10,000 | | | |
| 0205-2112 Parental Leave | | | | 14,679.97 | 147% | 10,000 | | | |
| 0205-2113 Attendance Bonus - All Staff | | | | 4,475.00 | 75% | 6,000 | | | |
| 0205-2202 Advertising-Corporate Services | | | | 123,551.26 | >999% | 12,000 | | | |
| 0205-2203 Audit Fees | | | | 32,806.57 | 73% | 45,000 | | | |
| 0205-2204 Bank Charges | | | | 8,790.25 | 68% | 13,000 | | | |
| 0205-2205 Civic Receptions and Entertainment | | | | 8,132.28 | 125% | 6,500 | | | |
| 0205-2207 Conferences and Deputations | | | | 25,142.40 | 84% | 30,000 | | | |
| 0205-2209 Computer Services | | | | 139,928.31 | 96% | 145,400 | | | |
| 0205-2211 Electricity-118 Victoria Street | | | | 16,980.02 | 34% | 50,000 | | | |
| 0205-2214 Insurance-Wrkers Compensation Excess | | | | 5,114.51 | >999% | 500 | | | |
| 0205-2215 Insurance - Workers Compensation | | | | 61,817.88 | 86% | 72,000 | | | |
| 0205-2216 Insurance - Public Risk | | | | 69,424.10 | 87% | 80,000 | | | |
| 0205-2217 Insurance - Other | | | | 203,429.17 | 92% | 220,000 | | | |
| 0205-2218 Insurance Workers Comp Claim Paymts | | | | 7,672.80 | 38% | 20,000 | | | |
| 0205-2219 Internal Audit | | | | 18,044.52 | 52% | 35,000 | | | |

Revenue and Expenditure Report - Balonne Shire Council
(Accounts: 0100-0002-0000 to 7900-7201-0000. 84% of year elapsed. All Accounts. Excludes Committed Costs. To Details.)

Financial Year Ending 2019 - (Budget for Full Year)

Version: 2019.3.15.1

| | REVENUE | | | EXPENSE | | | SURPLUS / (DEFICIENCY) | | |
|--|---------------------|------------|------------------|---------------------|------------|------------------|--------------------------|------------|--------------------|
| | 30 Apr 2019 | % | Budget | 30 Apr 2019 | % | Budget | 30 Apr 2019 | % | Budget |
| 0205-2220 Citizenship Ceremonies | | | | 93.16 | --- | 0 | | | |
| 0205-2221 Legal Expenses | | | | 95,667.66 | 120% | 80,000 | | | |
| 0205-2222 Postage-Corporate Services | | | | 15,168.57 | 101% | 15,000 | | | |
| 0205-2223 Printing and Stationery-Corporate Se | | | | 29,482.69 | 74% | 40,000 | | | |
| 0205-2225 Rates-Charges-118 Victoria | | | | 295.08 | 118% | 250 | | | |
| 0205-2226 Websters Building Maintenance | | | | 0.00 | --- | 0 | | | |
| 0205-2227 Maintenance/Operations | | | | 219,642.60 | 146% | 150,000 | | | |
| 0205-2228 Subscriptions | | | | 64,166.55 | 71% | 90,000 | | | |
| 0205-2229 Telephone-Corporate Services | | | | 23,442.41 | 78% | 30,000 | | | |
| 0205-2230 Vehicle Expenses-MFA & CEO | | | | 43,199.21 | 108% | 40,000 | | | |
| 0205-2231 Valuation Fees-DNR | | | | 25,603.57 | 853% | 3,000 | | | |
| 0205-2235 Cents Rounding Expense | | | | 1.16 | 12% | 10 | | | |
| 0205-2236 Meals on Wheels Building | | | | 0.00 | --- | 400 | | | |
| 0205-2270 Workplace Health/Safety | | | | 113,472.36 | 60% | 190,000 | | | |
| 0205-2274 IR/HR Expense | | | | 33,841.80 | 85% | 40,000 | | | |
| 0205-2301 Depreciation Corporate Services | | | | 56,402.67 | 49% | 116,207 | | | |
| 0205-2302 Amortisation of Software | | | | 7,878.64 | 84% | 9,334 | | | |
| 0205-2402 Bad Debts - Rates | | | | 0.00 | --- | 5,000 | | | |
| 0205-2403 Bad Debts - Other | | | | 626.20 | 63% | 1,000 | | | |
| 0205-2407 QTC Finance Cost Corporate | | | | 81,621.09 | 80% | 101,883 | | | |
| 0205-2447 Operational Projects | | | | 340,867.35 | 103% | 332,200 | | | |
| 0205-2448 Office Equipment Write-Off | | | | 0.00 | --- | 0 | | | |
| 0205-2450 REDP - GRANTS OFFICER | | | | 64,664.86 | --- | 0 | | | |
| 0205-2510 C & C Rental Concessional | | | | 42,250.00 | 124% | 34,000 | | | |
| 0205-0003 CORPORATE SERVICES | 2,364,616.55 | 82% | 2,896,800 | 4,933,856.11 | 87% | 5,658,684 | (2,569,239.56) | 93% | (2,761,884) |
| 0206-0003 COUNCILLORS SERVICES | | | | | | | | | |
| 0206-2101 Councillors' Remuneration | | | | 358,255.94 | 83% | 430,500 | | | |
| 0206-2207 Conferences and Deputations-Council | | | | 9,645.85 | 48% | 20,000 | | | |
| 0206-2210 Council Elections | | | | 0.00 | --- | 5,000 | | | |
| 0206-2213 Misc Meeting Expenditure | | | | 9,621.95 | 87% | 11,000 | | | |
| 0206-2217 Councillors Accident Insurance | | | | 0.00 | --- | 750 | | | |
| 0206-2227 Maintenance/Operations | | | | 4,262.03 | 71% | 6,000 | | | |
| 0206-2230 Travelling Expenses-Councillors | | | | 2,244.60 | 25% | 9,000 | | | |
| 0206-0003 COUNCILLORS SERVICES | 0.00 | --- | 0 | 384,030.37 | 80% | 482,250 | (384,030.37) | 80% | (482,250) |
| 0210-0003 STORES ADMINISTRATION | | | | | | | | | |
| 0210-1810 Oncosts-Stores | 30,517.23 | 610% | 5,000 | | | | | | |
| 0210-1901 Gain/Loss on Sale of Surplus Stock | 0.00 | --- | 0 | | | | | | |
| 0210-2227 Maintenance/Operations | | | | 497.75 | 2% | 20,000 | | | |

Revenue and Expenditure Report - Balonne Shire Council
(Accounts: 0100-0002-0000 to 7900-7201-0000. 84% of year elapsed. All Accounts. Excludes Committed Costs. To Details.)

Financial Year Ending 2019 - (Budget for Full Year)

Version: 2019.3.15.1

| | REVENUE | | | EXPENSE | | | SURPLUS / (DEFICIENCY) | | |
|---|---------------------|-------------|------------------|---------------------|------------|------------------|--------------------------|--------------|--------------------|
| | 30 Apr 2019 | % | Budget | 30 Apr 2019 | % | Budget | 30 Apr 2019 | % | Budget |
| 0210-2233 Stocktake Variation | | | | 0.00 | --- | 1,000 | | | |
| 0210-2447 Operational Projects | | | | 0.00 | --- | 0 | | | |
| 0210-0003 STORES ADMINISTRATION | 30,517.23 | 610% | 5,000 | 497.75 | 2% | 21,000 | 30,019.48 | -188% | (16,000) |
| 0200-0002 ADMINISTRATION/CORPORATE | 2,395,133.78 | 83% | 2,901,800 | 5,318,384.23 | 86% | 6,161,934 | (2,923,250.45) | 90% | (3,260,134) |
| 0300-0002 PLANNING & DEVELOPMENT | | | | | | | | | |
| 0310-0003 DEVELOPMENT - PLANNING | | | | | | | | | |
| 0310-1302 Development Planning Fees/Charges | 22,822.00 | 76% | 30,000 | | | | | | |
| 0310-1400 Fines | 0.00 | --- | 0 | | | | | | |
| 0310-2106 Training | | | | 3,104.70 | 27% | 11,500 | | | |
| 0310-2221 Legal Fees-Planning | | | | 21,279.53 | 85% | 25,000 | | | |
| 0310-2227 Maintenance/Operations | | | | 76,720.28 | 64% | 120,000 | | | |
| 0310-2447 Operational Projects | | | | 38,894.77 | 56% | 70,000 | | | |
| 0310-0003 DEVELOPMENT - PLANNING | 22,822.00 | 76% | 30,000 | 139,999.28 | 62% | 226,500 | (117,177.28) | 60% | (196,500) |
| 0320-0003 DEVELOPMENT - | | | | | | | | | |
| 0320-1300 Building Search Fees | 1,440.00 | 120% | 1,200 | | | | | | |
| 0320-1302 Swimming Pool Inspection Fee | 2,704.52 | 77% | 3,500 | | | | | | |
| 0320-1304 Building Fees/Permits | 25,877.50 | 104% | 25,000 | | | | | | |
| 0320-1305 House Removal Inspection Fees | 0.00 | --- | 0 | | | | | | |
| 0320-1400 Fines | 0.00 | --- | 0 | | | | | | |
| 0320-2106 Training | | | | 61.27 | 2% | 2,500 | | | |
| 0320-2227 Maintenance/Operations | | | | 24,082.97 | 34% | 70,000 | | | |
| 0320-2447 Operational Projects | | | | 0.00 | --- | 2,000 | | | |
| 0320-0003 DEVELOPMENT - | 30,022.02 | 101% | 29,700 | 24,144.24 | 32% | 74,500 | 5,877.78 | -13% | (44,800) |
| 0340-0003 ECONOMIC DEVELOPMENT | | | | | | | | | |
| 0340-1622 Subsidy - State | 0.00 | --- | 0 | | | | | | |
| 0340-1623 Grant-Federal-Operational | 0.00 | --- | 0 | | | | | | |
| 0340-1624 Grant - Murray Darling Program | 0.00 | --- | 0 | | | | | | |
| 0340-1634 REDP GRANT - ECONOMIC DEVEL | 75,000.00 | 50% | 150,000 | | | | | | |
| 0340-2101 Salaries/Wages | | | | 0.00 | --- | 0 | | | |
| 0340-2106 Training | | | | 0.00 | --- | 5,000 | | | |
| 0340-2110 FBT Expense - Eco Dev | | | | 0.00 | --- | 2,000 | | | |
| 0340-2201 Precepts - Economic Development | | | | 0.00 | --- | 0 | | | |
| 0340-2214 General Expenses | | | | 50,248.33 | 502% | 10,000 | | | |
| 0340-2447 Operational Projects | | | | 868.07 | 0% | 259,000 | | | |
| 0340-2449 Murrumbidgee Program | | | | 0.00 | --- | 0 | | | |
| 0340-2450 REDP - ECONOMIC DEVELOPMENT | | | | 133,316.51 | --- | 0 | | | |

Revenue and Expenditure Report - Balonne Shire Council
(Accounts: 0100-0002-0000 to 7900-7201-0000. 84% of year elapsed. All Accounts. Excludes Committed Costs. To Details.)

Financial Year Ending 2019 - (Budget for Full Year)

Version: 2019.3.15.1

| | REVENUE | | | EXPENSE | | | SURPLUS / (DEFICIENCY) | | |
|---|-------------------|-------------|----------------|-------------------|------------|----------------|--------------------------|------------|------------------|
| | 30 Apr 2019 | % | Budget | 30 Apr 2019 | % | Budget | 30 Apr 2019 | % | Budget |
| 0340-0003 ECONOMIC DEVELOPMENT | 75,000.00 | 50% | 150,000 | 184,432.91 | 67% | 276,000 | (109,432.91) | 87% | (126,000) |
| 0350-0003 TOURISM SERVICES | | | | | | | | | |
| 0350-1622 Subsidy - State-Operational | 0.00 | --- | 0 | | | | | | |
| 0350-1631 Contribution - Advertising | 7,090.90 | 417% | 1,700 | | | | | | |
| 0350-1632 Subsidy - Capital | 0.00 | --- | 0 | | | | | | |
| 0350-2201 Tourism Memberships | | | | 15,621.03 | 78% | 20,000 | | | |
| 0350-2214 General Expenses | | | | 1,107.78 | 222% | 500 | | | |
| 0350-2447 Operational Projects | | | | 34,365.78 | 37% | 92,500 | | | |
| 0350-0003 TOURISM SERVICES | 7,090.90 | 417% | 1,700 | 51,094.59 | 45% | 113,000 | (44,003.69) | 40% | (111,300) |
| 0355-0003 VISITOR SERVICES | | | | | | | | | |
| 0355-1351 VIC Sales | 25,476.33 | 62% | 41,000 | | | | | | |
| 0355-1352 VIC Internet Charges | 122.23 | 15% | 800 | | | | | | |
| 0355-1353 VIC Refreshment Sales | 200.06 | 40% | 500 | | | | | | |
| 0355-1354 VIC Craft Revenue | 4,693.07 | 78% | 6,000 | | | | | | |
| 0355-1901 VIC Profit/Loss Sale of Assets | 0.00 | --- | 0 | | | | | | |
| 0355-2106 VIC Training - Staff | | | | 6,763.60 | 68% | 10,000 | | | |
| 0355-2202 VIC Advertising | | | | 0.00 | --- | 2,000 | | | |
| 0355-2227 VIC Maintenance/Operations | | | | 176,282.19 | 88% | 200,000 | | | |
| 0355-2228 VIC Cost of Sales | | | | 20,864.32 | 65% | 32,000 | | | |
| 0355-2229 VIC Internet Service Expenditure | | | | 0.00 | --- | 800 | | | |
| 0355-2230 VIC Refreshments - Cost of Sales | | | | 0.00 | --- | 400 | | | |
| 0355-2233 VIC Craft Expenditure | | | | 3,622.51 | 72% | 5,000 | | | |
| 0355-2301 Depreciation VIC | | | | 11,433.46 | 98% | 11,626 | | | |
| 0355-2447 VIC Operational Projects | | | | 1,396.54 | 16% | 9,000 | | | |
| 0355-2448 VIC Equipment Writeoff | | | | 0.00 | --- | 0 | | | |
| 0355-0003 VISITOR SERVICES | 30,491.69 | 63% | 48,300 | 220,362.62 | 81% | 270,826 | (189,870.93) | 85% | (222,526) |
| 0360-0003 LAND DEVELOPMENT | | | | | | | | | |
| 0360-1351 LFR Gain on Sale of Land | 0.00 | --- | 0 | | | | | | |
| 0360-2228 Legal Costs for Land | | | | 0.00 | --- | 0 | | | |
| 0360-0003 LAND DEVELOPMENT | 0.00 | --- | 0 | 0.00 | --- | 0 | 0.00 | --- | 0 |
| 0300-0002 PLANNING & DEVELOPMENT | 165,426.61 | 64% | 259,700 | 620,033.64 | 65% | 960,826 | (454,607.03) | 65% | (701,126) |
| 0400-0002 TRANSPORT & DRAINAGE | | | | | | | | | |
| 0401-0003 WORKS FINANCE | | | | | | | | | |
| 0401-1351 Sales Miscellaneous | 0.00 | --- | 500 | | | | | | |
| 0401-1611 FAGS Grant Roads | 589,968.00 | 38% | 1,559,770 | | | | | | |

Revenue and Expenditure Report - Balonne Shire Council
(Accounts: 0100-0002-0000 to 7900-7201-0000. 84% of year elapsed. All Accounts. Excludes Committed Costs. To Details.)

Financial Year Ending 2019 - (Budget for Full Year)

Version: 2019.3.15.1

| | | | REVENUE | | | EXPENSE | | | SURPLUS / (DEFICIENCY) | | |
|------------------|--------------------------------------|--|---------------------|------------|------------------|---------------------|------------|------------------|--------------------------|------------|------------------|
| | | | 30 Apr 2019 | % | Budget | 30 Apr 2019 | % | Budget | 30 Apr 2019 | % | Budget |
| 0401-1612 | TIDS Grant State Capital | | 424,291.92 | 71% | 600,000 | | | | | | |
| 0401-1615 | R2R Grant Capital | | 662,118.00 | 130% | 507,881 | | | | | | |
| 0401-1616 | Capital Grant - CBD Beautification | | 0.00 | ---% | 0 | | | | | | |
| 0401-1617 | Capital Grant - Bus Shelter | | 0.00 | ---% | 0 | | | | | | |
| 0401-1624 | Capital Grants - Building our Region | | 0.00 | ---% | 0 | | | | | | |
| 0401-1626 | Noondoo-Thallon Rd Freight Subsidy | | 0.00 | ---% | 0 | | | | | | |
| 0401-1627 | REDP GRANT-DIRRRAN RAIL & RIVER | | 0.00 | ---% | 279,000 | | | | | | |
| 0401-1628 | REDP GRANT-ST GEORGE RIVER | | 0.00 | ---% | 283,000 | | | | | | |
| 0401-1629 | REDP GRANT-STG STORMWATER IS | | 0.00 | ---% | 191,100 | | | | | | |
| 0401-1631 | Developer Contribution-Roadworks-Cap | | 0.00 | ---% | 30,000 | | | | | | |
| 0401-1633 | Flood Damage 2017 | | 39,852.73 | --- | 0 | | | | | | |
| 0401-1637 | FD 2012 Flood -Project Consult Claim | | 0.00 | --- | 0 | | | | | | |
| 0401-1638 | FD 2011 Flood -Project Consult Claim | | 0.00 | --- | 0 | | | | | | |
| 0401-2621 | FD Flood Damage 2011 Project Mngment | | | | | 0.00 | --- | 0 | | | |
| 0401-2623 | FD Flood Damage 2012 Project Mngment | | | | | 0.00 | --- | 0 | | | |
| 0401-0003 | WORKS FINANCE | | 1,716,230.65 | 50% | 3,451,251 | 0.00 | --- | 0 | 1,716,230.65 | 50% | 3,451,251 |
| 0405-0003 | WORKS ADMINISTRATION | | | | | | | | | | |
| 0405-1351 | Training Recoupment | | 0.00 | --- | 0 | | | | | | |
| 0405-1621 | Traineeship Subsidy | | 0.00 | --- | 0 | | | | | | |
| 0405-1810 | Oncosts | | 731,346.03 | 73% | 1,000,000 | | | | | | |
| 0405-2101 | Salaries/Wages | | | | | 837,505.19 | 64% | 1,300,000 | | | |
| 0405-2106 | Training | | | | | 109,367.93 | 88% | 124,500 | | | |
| 0405-2108 | Wet Weather | | | | | 2,591.61 | 10% | 25,000 | | | |
| 0405-2111 | FBT Expense - Technical Services | | | | | 0.00 | --- | 8,000 | | | |
| 0405-2202 | Works Advertising | | | | | 5,281.53 | 21% | 25,000 | | | |
| 0405-2227 | Maintenance/Operations | | | | | 78,737.16 | 105% | 75,000 | | | |
| 0405-2230 | Travelling Expenses | | | | | 97,139.78 | 65% | 150,000 | | | |
| 0405-2270 | Workplace Health/Safety | | | | | 0.00 | --- | 0 | | | |
| 0405-2274 | Enterprise Bargaining - State | | | | | 18,240.23 | --- | 0 | | | |
| 0405-2301 | Depreciation Works Admin | | | | | 2,985.23 | 89% | 3,336 | | | |
| 0405-2302 | Amortisation of Software | | | | | 883.61 | 89% | 995 | | | |
| 0405-2447 | Operational Projects | | | | | 0.00 | --- | 0 | | | |
| 0405-2510 | Tech Concessional Rental | | | | | 25,472.29 | 36% | 70,000 | | | |
| 0405-0003 | WORKS ADMINISTRATION | | 731,346.03 | 73% | 1,000,000 | 1,178,204.56 | 66% | 1,781,831 | (446,858.53) | 57% | (781,831) |
| 0410-0003 | ROADS | | | | | | | | | | |
| 0410-1901 | Gain/Loss on Road Swap | | 0.00 | --- | 0 | | | | | | |
| 0410-2227 | Maintenance/Operations | | | | | 2,150,651.30 | 86% | 2,500,000 | | | |
| 0410-2279 | Flood Damage 2017 | | | | | 0.00 | --- | 0 | | | |

Revenue and Expenditure Report - Balonne Shire Council
(Accounts: 0100-0002-0000 to 7900-7201-0000. 84% of year elapsed. All Accounts. Excludes Committed Costs. To Details.)

Financial Year Ending 2019 - (Budget for Full Year)

Version: 2019.3.15.1

| | REVENUE | | | EXPENSE | | | SURPLUS / (DEFICIENCY) | | |
|---|-------------|------------|----------|---------------------|------------|------------------|--------------------------|------------|--------------------|
| | 30 Apr 2019 | % | Budget | 30 Apr 2019 | % | Budget | 30 Apr 2019 | % | Budget |
| 0410-2282 FD Flood Damage Restoration Feb 2012 | | | | 0.00 | --- | 0 | | | |
| 0410-2283 FD Flood Damage 2013 | | | | 0.00 | --- | 0 | | | |
| 0410-2301 Depreciation Roads | | | | 3,508,322.38 | 88% | 3,976,399 | | | |
| 0410-2447 Operational Projects | | | | 0.00 | --- | 0 | | | |
| 0410-0003 ROADS | 0.00 | --- | 0 | 5,658,973.68 | 87% | 6,476,399 | (5,658,973.68) | 87% | (6,476,399) |
| 0415-0003 STREETS | | | | | | | | | |
| 0415-2227 Maintenance/Operations | | | | 725,086.44 | 76% | 960,000 | | | |
| 0415-2301 Depreciation Streets | | | | 400,194.90 | 89% | 451,926 | | | |
| 0415-2447 Operational Projects | | | | 0.00 | --- | 0 | | | |
| 0415-0003 STREETS | 0.00 | --- | 0 | 1,125,281.34 | 80% | 1,411,926 | (1,125,281.34) | 80% | (1,411,926) |
| 0420-0003 BRIDGES | | | | | | | | | |
| 0420-2227 Maintenance/Operations | | | | 0.00 | --- | 50,000 | | | |
| 0420-2301 Depreciation Bridges | | | | 117,472.01 | 89% | 131,381 | | | |
| 0420-2407 QTC Finance Cost Bridges | | | | 11,190.38 | 70% | 16,000 | | | |
| 0420-0003 BRIDGES | 0.00 | --- | 0 | 128,662.39 | 65% | 197,381 | (128,662.39) | 65% | (197,381) |
| 0425-0003 STORMWATER DRAINAGE | | | | | | | | | |
| 0425-1610 Grant - State-Capital | 0.00 | --- | 0 | | | | | | |
| 0425-2227 Maintenance/Operations | | | | 3,900.88 | 10% | 40,000 | | | |
| 0425-2301 Depreciation Drainage | | | | 174,187.65 | 86% | 202,643 | | | |
| 0425-2407 QTC Finance Cost Drainage | | | | 0.00 | --- | 0 | | | |
| 0425-2447 Operational Projects | | | | 0.00 | --- | 0 | | | |
| 0425-0003 STORMWATER DRAINAGE | 0.00 | --- | 0 | 178,088.53 | 73% | 242,643 | (178,088.53) | 73% | (242,643) |
| 0430-0003 WORKS DEPOTS | | | | | | | | | |
| 0430-2227 Maintenance/Operations | | | | 163,591.83 | 93% | 175,000 | | | |
| 0430-2301 Depreciation Depots | | | | 82,766.33 | 49% | 168,696 | | | |
| 0430-2407 QTC Finance Cost Works Depots | | | | 20,058.86 | 63% | 32,000 | | | |
| 0430-2447 Operational Projects | | | | 0.00 | --- | 0 | | | |
| 0430-0003 WORKS DEPOTS | 0.00 | --- | 0 | 266,417.02 | 71% | 375,696 | (266,417.02) | 71% | (375,696) |
| 0440-0003 AERODROMES | | | | | | | | | |
| 0440-1306 Lease Charges | 8,420.91 | 42% | 20,000 | | | | | | |
| 0440-1308 Airport Fees | 100.00 | --- | 0 | | | | | | |
| 0440-1351 STG Automatic Weather Station Revenue | 0.00 | --- | 0 | | | | | | |
| 0440-1610 Capital Grant - Aerodrome | 0.00 | --- | 0 | | | | | | |
| 0440-1620 Operating Grant - Aerodrome | 0.00 | --- | 0 | | | | | | |
| 0440-1636 FD Claim - Aerodrome | 0.00 | --- | 0 | | | | | | |

Revenue and Expenditure Report - Balonne Shire Council
(Accounts: 0100-0002-0000 to 7900-7201-0000. 84% of year elapsed. All Accounts. Excludes Committed Costs. To Details.)

Financial Year Ending 2019 - (Budget for Full Year)

Version: 2019.3.15.1

| | REVENUE | | | EXPENSE | | | SURPLUS / (DEFICIENCY) | | |
|--|---------------------|------------|------------------|----------------------|------------|-------------------|--------------------------|-------------|--------------------|
| | 30 Apr 2019 | % | Budget | 30 Apr 2019 | % | Budget | 30 Apr 2019 | % | Budget |
| 0440-2227 Maintenance/Operations | | | | 128,967.64 | 81% | 160,000 | | | |
| 0440-2301 Depreciation Aerodromes | | | | 119,495.19 | 79% | 151,433 | | | |
| 0440-2447 Operational Projects | | | | 0.00 | --- | 40,000 | | | |
| 0440-2451 FD STG AERODROME 2011 | | | | 0.00 | --- | 0 | | | |
| 0440-0003 AERODROMES | 8,520.91 | 43% | 20,000 | 248,462.83 | 71% | 351,433 | (239,941.92) | 72% | (331,433) |
| 0450-0003 PLANT & EQUIPMENT | | | | | | | | | |
| 0450-1622 Federal Fuel Subsidy | 14,434.00 | 18% | 80,000 | | | | | | |
| 0450-1630 CTP Loyalty Bonus | 3,000.00 | --- | 0 | | | | | | |
| 0450-1810 Plant Oncosts | 61,059.98 | 90% | 68,000 | | | | | | |
| 0450-1850 Plant Hire - Capital Works | 381,539.04 | 64% | 600,000 | | | | | | |
| 0450-1851 Plant Hire - Current Works | 1,909,712.87 | 71% | 2,700,000 | | | | | | |
| 0450-1901 Gain/Loss on Sale of Fixed Assets | 6,612.98 | --- | 0 | | | | | | |
| 0450-1902 QT Rego Refunds | 25.90 | 1% | 2,000 | | | | | | |
| 0450-2219 Motor Vehicle/Plant Operations | | | | 1,428,402.30 | 71% | 2,000,000 | | | |
| 0450-2228 Cost of Equipment Sales | | | | 0.00 | --- | 2,500 | | | |
| 0450-2301 Depreciation Plant | | | | 541,378.84 | 80% | 678,456 | | | |
| 0450-2447 Floating Plant & Loose Tools | | | | 12,547.24 | 63% | 20,000 | | | |
| 0450-2448 Plant Write-off | | | | 0.00 | --- | 0 | | | |
| 0450-0003 PLANT & EQUIPMENT | 2,376,384.77 | 69% | 3,450,000 | 1,982,328.38 | 73% | 2,700,956 | 394,056.39 | 53% | 749,044 |
| 0460-0003 FLOOD MITIGATION | | | | | | | | | |
| 0460-1622 EMQ House Raising Grant | 0.00 | --- | 0 | | | | | | |
| 0460-1623 Levee Construction Grant (DLG) | 0.00 | --- | 0 | | | | | | |
| 0460-1624 Royalities for Regions Stage 2 Levee | 0.00 | --- | 0 | | | | | | |
| 0460-2227 Maintenance/Operations | | | | 13,775.08 | 28% | 50,000 | | | |
| 0460-2301 Depreciation Flood Mitigation | | | | 75,108.91 | 56% | 134,193 | | | |
| 0460-2447 Operational Projects | | | | 0.00 | --- | 0 | | | |
| 0460-0003 FLOOD MITIGATION | 0.00 | --- | 0 | 88,883.99 | 48% | 184,193 | (88,883.99) | 48% | (184,193) |
| 0400-0002 TRANSPORT & DRAINAGE | 4,832,482.36 | 61% | 7,921,251 | 10,855,302.72 | 79% | 13,722,458 | (6,022,820.36) | 104% | (5,801,207) |
| 0500-0002 COMMUNITY & CULTURAL | | | | | | | | | |
| 0501-0003 COMMUNITY DEVELOPMENT | | | | | | | | | |
| 0501-1351 Community Events - Cash Sales | 0.00 | --- | 1,000 | | | | | | |
| 0501-1623 Grant - Operational | 3,000.00 | --- | 0 | | | | | | |
| 0501-1624 BALONNE REMEMBERS - End of WW1 Cent | 3,000.00 | 36% | 8,400 | | | | | | |
| 0501-1625 CELEBRATING MULTICULTURAL QLD | 3,800.00 | 100% | 3,800 | | | | | | |
| 0501-1626 MULTICULTURAL DEVELOPMENT | 0.00 | --- | 0 | | | | | | |
| 0501-1631 Grant-Get Ready Qld | 11,311.40 | 103% | 11,000 | | | | | | |

Revenue and Expenditure Report - Balonne Shire Council
(Accounts: 0100-0002-0000 to 7900-7201-0000. 84% of year elapsed. All Accounts. Excludes Committed Costs. To Details.)

Financial Year Ending 2019 - (Budget for Full Year)

Version: 2019.3.15.1

| | REVENUE | | | EXPENSE | | | SURPLUS / (DEFICIENCY) | | |
|--|-------------------|------------|----------------|-------------------|-------------|----------------|--------------------------|-------------|------------------|
| | 30 Apr 2019 | % | Budget | 30 Apr 2019 | % | Budget | 30 Apr 2019 | % | Budget |
| 0501-1632 Subsidy - Capital | 0.00 | --- | 0 | | | | | | |
| 0501-1634 Grant - SW Hospital and Health Serv | 100,840.95 | 69% | 147,000 | | | | | | |
| 0501-2101 Salaries/Wages | | | | 176,110.04 | 63% | 280,000 | | | |
| 0501-2106 Training | | | | 10,551.51 | 51% | 20,500 | | | |
| 0501-2201 Concessional Rent | | | | 0.00 | --- | 15,000 | | | |
| 0501-2202 Community Services-Advertising | | | | 10,485.90 | >999% | 1,000 | | | |
| 0501-2227 Maintenance/Operations | | | | 81,780.23 | 545% | 15,000 | | | |
| 0501-2301 Depreciation Community Development | | | | 135.71 | 83% | 163 | | | |
| 0501-2447 Operational Projects | | | | 135,980.60 | 332% | 41,000 | | | |
| 0501-0003 COMMUNITY DEVELOPMENT | 121,952.35 | 71% | 171,200 | 415,043.99 | 111% | 372,663 | (293,091.64) | 145% | (201,463) |
| 0502-0003 FLOOD RECOVERY SERVICES | | | | | | | | | |
| 0502-2101 Salaries/Wages | | | | 0.00 | --- | 0 | | | |
| 0502-0003 FLOOD RECOVERY SERVICES | 0.00 | --- | 0 | 0.00 | --- | 0 | 0.00 | --- | 0 |
| 0505-0003 LIBRARIES | | | | | | | | | |
| 0505-1305 LIB Internet Charges | 0.00 | --- | 0 | | | | | | |
| 0505-1306 Photocopying Charges | 5.00 | 2% | 250 | | | | | | |
| 0505-1401 Library - Miscellaneous | 0.00 | --- | 50 | | | | | | |
| 0505-1620 Subsidy - State | 132,336.84 | 89% | 149,250 | | | | | | |
| 0505-2106 Training | | | | 1,941.78 | 30% | 6,500 | | | |
| 0505-2226 Dirran Rural Transaction Library Con | | | | 44,836.00 | 97% | 46,300 | | | |
| 0505-2227 Maintenance/Operations | | | | 152,999.66 | 83% | 185,000 | | | |
| 0505-2301 Depreciation Libraries | | | | 3,177.74 | 63% | 5,026 | | | |
| 0505-2302 Amortisation of Software | | | | 0.00 | --- | 0 | | | |
| 0505-2447 Operational Projects | | | | 124,653.43 | 57% | 217,550 | | | |
| 0505-0003 LIBRARIES | 132,341.84 | 88% | 149,550 | 327,608.61 | 71% | 460,376 | (195,266.77) | 63% | (310,826) |
| 0510-0003 HOUSING | | | | | | | | | |
| 0510-1710 Rent Revenue | 136,376.70 | 68% | 200,000 | | | | | | |
| 0510-1901 Gain/Loss on Sale of Fixed Assets | 0.00 | --- | 0 | | | | | | |
| 0510-2227 Maintenance/Operations | | | | 150,398.16 | 100% | 150,000 | | | |
| 0510-2228 Cost of House Sales | | | | 0.00 | --- | 0 | | | |
| 0510-2301 Depreciation Housing | | | | 73,104.10 | 83% | 88,093 | | | |
| 0510-2447 Operational Projects | | | | 0.00 | --- | 0 | | | |
| 0510-0003 HOUSING | 136,376.70 | 68% | 200,000 | 223,502.26 | 94% | 238,093 | (87,125.56) | 229% | (38,093) |
| 0515-0003 PUBLIC COMMUNICATION | | | | | | | | | |
| 0515-1610 Grant - State | 0.00 | --- | 0 | | | | | | |
| 0515-2227 Maintenance/Operations | | | | 2,020.46 | 135% | 1,500 | | | |

Revenue and Expenditure Report - Balonne Shire Council
(Accounts: 0100-0002-0000 to 7900-7201-0000. 84% of year elapsed. All Accounts. Excludes Committed Costs. To Details.)

Financial Year Ending 2019 - (Budget for Full Year)

Version: 2019.3.15.1

| | REVENUE | | | EXPENSE | | | SURPLUS / (DEFICIENCY) | | |
|--|------------------|------------|---------------|-------------------|-------------|----------------|--------------------------|-------------|------------------|
| | 30 Apr 2019 | % | Budget | 30 Apr 2019 | % | Budget | 30 Apr 2019 | % | Budget |
| 0515-2301 Depreciation Public Communication | | | | 0.00 | --- | 0 | | | |
| 0515-2447 Operational Projects | | | | 0.00 | --- | 0 | | | |
| 0515-0003 PUBLIC COMMUNICATION | 0.00 | --- | 0 | 2,020.46 | 135% | 1,500 | (2,020.46) | 135% | (1,500) |
| 0520-0003 SPORT & RECREATION | | | | | | | | | |
| 0520-1305 Hire Charges | 4,479.37 | 81% | 5,500 | | | | | | |
| 0520-1611 Dirranbandi Multipurpose Sports | 6,000.00 | 100% | 6,000 | | | | | | |
| 0520-1621 Subsidy - State-Operational | 0.00 | --- | 0 | | | | | | |
| 0520-1622 Subsidy - State-Capital | 0.00 | --- | 0 | | | | | | |
| 0520-2227 Maintenance/Operations | | | | 99,413.65 | 118% | 84,000 | | | |
| 0520-2301 Depreciation Sport & Recreation | | | | 28,608.73 | 53% | 53,713 | | | |
| 0520-2447 Operational Projects | | | | 0.00 | --- | 12,000 | | | |
| 0520-0003 SPORT & RECREATION | 10,479.37 | 91% | 11,500 | 128,022.38 | 86% | 149,713 | (117,543.01) | 85% | (138,213) |
| 0521-0003 SWIMMING POOLS | | | | | | | | | |
| 0521-1305 Hire Charges - St George Pool | 26,728.24 | 76% | 35,000 | | | | | | |
| 0521-1306 Hire Charges - Dirranbandi Pool | 5,074.98 | 101% | 5,000 | | | | | | |
| 0521-1622 Subsidy - State - Capital | 0.00 | --- | 0 | | | | | | |
| 0521-1635 Dept Education Dirran Pool Contribut | 5,000.00 | 100% | 5,000 | | | | | | |
| 0521-2106 Training - Volunteers Only | | | | 4,095.66 | 55% | 7,500 | | | |
| 0521-2202 Swimming Pool Advertising | | | | 692.26 | 69% | 1,000 | | | |
| 0521-2227 Maintenance/Operations | | | | 315,101.61 | 105% | 300,000 | | | |
| 0521-2229 Dirran Pool Committee | | | | 0.00 | --- | 2,500 | | | |
| 0521-2301 Depreciation Pools | | | | 101,421.65 | 73% | 138,252 | | | |
| 0521-2407 QTC Finance Cost Pools | | | | 0.00 | --- | 0 | | | |
| 0521-2447 Operational Projects | | | | 1,583.63 | --- | 0 | | | |
| 0521-0003 SWIMMING POOLS | 36,803.22 | 82% | 45,000 | 422,894.81 | 94% | 449,252 | (386,091.59) | 96% | (404,252) |
| 0522-0003 TENNIS COURTS | | | | | | | | | |
| 0522-1305 Hire Charges | 340.46 | 34% | 1,000 | | | | | | |
| 0522-2227 Maintenance/Operations | | | | 4,704.47 | 124% | 3,800 | | | |
| 0522-2301 Depreciation Tennis Courts | | | | 12,062.25 | 153% | 7,900 | | | |
| 0522-2447 Operational Projects | | | | 0.00 | --- | 0 | | | |
| 0522-0003 TENNIS COURTS | 340.46 | 34% | 1,000 | 16,766.72 | 143% | 11,700 | (16,426.26) | 154% | (10,700) |
| 0525-0003 ARTS & HISTORY | | | | | | | | | |
| 0525-1351 Revenue - Sale of St George's Bridge | 0.00 | --- | 600 | | | | | | |
| 0525-1352 Revenue - River Country | 0.00 | --- | 200 | | | | | | |
| 0525-1620 Subsidy - State - RADF | 25,000.00 | 100% | 25,000 | | | | | | |
| 0525-1622 Subsidy -State | 0.00 | --- | 0 | | | | | | |

Revenue and Expenditure Report - Balonne Shire Council
(Accounts: 0100-0002-0000 to 7900-7201-0000. 84% of year elapsed. All Accounts. Excludes Committed Costs. To Details.)

Financial Year Ending 2019 - (Budget for Full Year)

Version: 2019.3.15.1

| | REVENUE | | | EXPENSE | | | SURPLUS / (DEFICIENCY) | | |
|--|-------------------|-----------------|---------------|-------------------|------------|----------------|--------------------------|------------|------------------|
| | 30 Apr 2019 | % | Budget | 30 Apr 2019 | % | Budget | 30 Apr 2019 | % | Budget |
| 0525-1632 Subsidy - Capital | 0.00 | --- | 0 | | | | | | |
| 0525-2101 Salaries/Wages | | | | 0.00 | --- | 0 | | | |
| 0525-2208 Contributions - R.A.D.F | | | | 19,692.00 | 53% | 37,060 | | | |
| 0525-2227 Maintenance/Operations | | | | 7,564.57 | 108% | 7,000 | | | |
| 0525-2228 Expenditure - Sale of History Books | | | | 0.00 | --- | 100 | | | |
| 0525-2301 Depreciation Arts | | | | 11,623.50 | 78% | 14,912 | | | |
| 0525-2447 Operational Projects | | | | 6,933.60 | 139% | 5,000 | | | |
| 0525-0003 ARTS & HISTORY | 25,000.00 | 97% | 25,800 | 45,813.67 | 72% | 64,072 | (20,813.67) | 54% | (38,272) |
| 0530-0003 PARKS & GARDENS | | | | | | | | | |
| 0530-1305 Hire Charges | 100.00 | 20% | 500 | | | | | | |
| 0530-1610 Get Playing Places and Spaces | 80,883.55 | --- | 0 | | | | | | |
| 0530-1620 Subsidy - Capital - Cavanough Park | 0.00 | --- | 0 | | | | | | |
| 0530-1621 Traineeship Subsidy | 34,195.80 | --- | 0 | | | | | | |
| 0530-1633 FD Jan 2011 Restoration Work Claim | 0.00 | --- | 0 | | | | | | |
| 0530-2101 Salaries/Wages-Parks & Garden Superv | | | | 115,862.75 | 82% | 142,000 | | | |
| 0530-2102 Salaries/Wages-Parks & Gardn Trainee | | | | 33,173.38 | --- | 0 | | | |
| 0530-2227 Maintenance/Operations | | | | 389,511.41 | 93% | 420,000 | | | |
| 0530-2280 FD Flood Damage Restoration Jan 2011 | | | | 0.00 | --- | 0 | | | |
| 0530-2301 Depreciation Parks & Gardens | | | | 52,670.54 | 46% | 115,412 | | | |
| 0530-2447 Operational Projects | | | | 0.00 | --- | 0 | | | |
| 0530-0003 PARKS & GARDENS | 115,179.35 | >999% | 500 | 591,218.08 | 87% | 677,412 | (476,038.73) | 70% | (676,912) |
| 0535-0003 HALLS & CULTURAL CENTRES | | | | | | | | | |
| 0535-1305 Hire Charges | 8,184.75 | 82% | 10,000 | | | | | | |
| 0535-1611 Grant - Federal-Capital | 0.00 | --- | 0 | | | | | | |
| 0535-1620 Subsidy - State | 0.00 | --- | 0 | | | | | | |
| 0535-2227 Maintenance/Operations | | | | 123,211.68 | 112% | 110,000 | | | |
| 0535-2301 Depreciation Halls | | | | 62,618.91 | 29% | 213,960 | | | |
| 0535-2447 Operational Projects | | | | 0.00 | --- | 0 | | | |
| 0535-2510 Caretaker Concessional Rental | | | | 10,120.00 | 84% | 12,000 | | | |
| 0535-0003 HALLS & CULTURAL CENTRES | 8,184.75 | 82% | 10,000 | 195,950.59 | 58% | 335,960 | (187,765.84) | 58% | (325,960) |
| 0545-0003 COMMUNITY ASSISTANCE | | | | | | | | | |
| 0545-2208 Donations | | | | 15,535.37 | 86% | 18,000 | | | |
| 0545-2209 Water & Waste Flood Rebate | | | | 0.00 | --- | 0 | | | |
| 0545-2210 Rate Rebates / Remissions | | | | 11,353.96 | 71% | 16,000 | | | |
| 0545-2447 Operational Projects | | | | 0.00 | --- | 0 | | | |
| 0545-2820 Concessions Granted | | | | 3,546.23 | 47% | 7,500 | | | |

Revenue and Expenditure Report - Balonne Shire Council
(Accounts: 0100-0002-0000 to 7900-7201-0000. 84% of year elapsed. All Accounts. Excludes Committed Costs. To Details.)

Financial Year Ending 2019 - (Budget for Full Year)

Version: 2019.3.15.1

| | REVENUE | | | EXPENSE | | | SURPLUS / (DEFICIENCY) | | |
|---|------------------|------------|---------------|-------------------|-------------|----------------|--------------------------|-------------|------------------|
| | 30 Apr 2019 | % | Budget | 30 Apr 2019 | % | Budget | 30 Apr 2019 | % | Budget |
| 0545-0003 COMMUNITY ASSISTANCE | 0.00 | --- | 0 | 30,435.56 | 73% | 41,500 | (30,435.56) | 73% | (41,500) |
| 0550-0003 EMERGENCY SERVICES | | | | | | | | | |
| 0550-1351 SES Miscellaneous Revenue | 0.00 | --- | 0 | | | | | | |
| 0550-1610 Grant - State-Operational | 18,813.56 | 90% | 21,000 | | | | | | |
| 0550-2101 Emergency Services Call-Out | | | | 751.81 | 75% | 1,000 | | | |
| 0550-2227 Maintenance/Operations | | | | 32,967.50 | 165% | 20,000 | | | |
| 0550-2301 Depreciation Emergency Services | | | | 23,391.22 | 98% | 23,781 | | | |
| 0550-2447 Operational Projects | | | | 0.00 | --- | 0 | | | |
| 0550-0003 EMERGENCY SERVICES | 18,813.56 | 90% | 21,000 | 57,110.53 | 128% | 44,781 | (38,296.97) | 161% | (23,781) |
| 0555-0003 SHOWGROUNDS | | | | | | | | | |
| 0555-1305 Hire Charges | 25,593.97 | 85% | 30,000 | | | | | | |
| 0555-1620 Subsidy - State | 0.00 | --- | 0 | | | | | | |
| 0555-1621 Subsidy - Federal - Capital | 0.00 | --- | 0 | | | | | | |
| 0555-2227 Maintenance/Operations | | | | 135,758.53 | 85% | 160,000 | | | |
| 0555-2236 Operating Leases | | | | 0.00 | --- | 0 | | | |
| 0555-2301 Depreciation Showgrounds | | | | 119,705.97 | 52% | 230,203 | | | |
| 0555-2447 Operational Projects | | | | 0.00 | --- | 0 | | | |
| 0555-0003 SHOWGROUNDS | 25,593.97 | 85% | 30,000 | 255,464.50 | 65% | 390,203 | (229,870.53) | 64% | (360,203) |
| 0560-0003 WORK PROGRAM | | | | | | | | | |
| 0560-2101 Salaries/Wages-WORK-BSC Employees | | | | 0.00 | --- | 0 | | | |
| 0560-2447 Operational Projects | | | | 10,642.63 | 28% | 37,500 | | | |
| 0560-0003 WORK PROGRAM | 0.00 | --- | 0 | 10,642.63 | 28% | 37,500 | (10,642.63) | 28% | (37,500) |
| 0575-0003 YOUTH DEVELOPMENT | | | | | | | | | |
| 0575-2227 Maintenance/Operations | | | | 0.00 | --- | 0 | | | |
| 0575-2447 Operational Projects | | | | 0.00 | --- | 5,000 | | | |
| 0575-0003 YOUTH DEVELOPMENT | 0.00 | --- | 0 | 0.00 | --- | 5,000 | 0.00 | --- | (5,000) |
| 0580-0003 SAFER COMMUNITIES | | | | | | | | | |
| 0580-1630 Telstra/LGAQ Contribution | 0.00 | --- | 0 | | | | | | |
| 0580-2227 Maintenance/Operations | | | | 422.28 | 42% | 1,000 | | | |
| 0580-2301 Depreciation Safer Communities | | | | 7,838.08 | 83% | 9,411 | | | |
| 0580-2447 Operational Projects | | | | 0.00 | --- | 0 | | | |
| 0580-0003 SAFER COMMUNITIES | 0.00 | --- | 0 | 8,260.36 | 79% | 10,411 | (8,260.36) | 79% | (10,411) |
| 0585-0003 SKILLING QUEENSLANDERS | | | | | | | | | |
| 0585-1622 Subsidy State - Operational | 0.00 | --- | 0 | | | | | | |

Revenue and Expenditure Report - Balonne Shire Council
(Accounts: 0100-0002-0000 to 7900-7201-0000. 84% of year elapsed. All Accounts. Excludes Committed Costs. To Details.)

Financial Year Ending 2019 - (Budget for Full Year)

Version: 2019.3.15.1

| | REVENUE | | | EXPENSE | | | SURPLUS / (DEFICIENCY) | | |
|--|-------------------|------------|----------------|---------------------|-------------|------------------|--------------------------|-------------|--------------------|
| | 30 Apr 2019 | % | Budget | 30 Apr 2019 | % | Budget | 30 Apr 2019 | % | Budget |
| 0585-0003 SKILLING QUEENSLANDERS | 0.00 | --- | 0 | 0.00 | --- | 0 | 0.00 | --- | 0 |
| 0500-0002 COMMUNITY & CULTURAL | 631,065.57 | 95% | 665,550 | 2,730,755.15 | 83% | 3,290,136 | (2,099,689.58) | 80% | (2,624,586) |
| 0600-0002 ENVIRONMENT & HEALTH SERVICES | | | | | | | | | |
| 0605-0003 DOMESTIC ANIMAL CONTROL | | | | | | | | | |
| 0605-1110 Domestic Animal Special Rates | 29,775.63 | 99% | 30,000 | | | | | | |
| 0605-1130 Interest on Arrears Domestic Animals | 282.35 | 56% | 500 | | | | | | |
| 0605-1201 Other Animal Registrations Urban | 571.73 | 29% | 2,000 | | | | | | |
| 0605-1202 Impounding Fees Domestic Animals | 2,920.00 | 58% | 5,000 | | | | | | |
| 0605-1203 Animal Registrations | 36,728.00 | 82% | 45,000 | | | | | | |
| 0605-1307 Infringement Notices/Fines/Legal Fees | (475.10) | -6% | 7,500 | | | | | | |
| 0605-1351 Miscellaneous Dog Charges | 1,701.38 | 681% | 250 | | | | | | |
| 0605-2106 Training Compliance | | | | 16,207.80 | 191% | 8,500 | | | |
| 0605-2202 Advertising-Dog&Cat | | | | 0.00 | --- | 0 | | | |
| 0605-2226 Pound Facility Maintenance | | | | 2,055.56 | 69% | 3,000 | | | |
| 0605-2227 Maintenance/Operations | | | | 177,924.73 | 96% | 185,000 | | | |
| 0605-2301 Depreciation Domestic Animal Control | | | | 1,045.56 | 76% | 1,382 | | | |
| 0605-2447 Operational Projects | | | | 9,153.08 | 32% | 28,500 | | | |
| 0605-2510 LL Concessional Rental | | | | 0.00 | --- | 0 | | | |
| 0605-0003 DOMESTIC ANIMAL CONTROL | 71,503.99 | 79% | 90,250 | 206,386.73 | 91% | 226,382 | (134,882.74) | 99% | (136,132) |
| 0610-0003 VERMIN CONTROL | | | | | | | | | |
| 0610-2227 Maintenance/Operations | | | | 195.82 | 4% | 5,000 | | | |
| 0610-2447 Operational Projects | | | | 0.00 | --- | 0 | | | |
| 0610-0003 VERMIN CONTROL | 0.00 | --- | 0 | 195.82 | 4% | 5,000 | (195.82) | 4% | (5,000) |
| 0612-0003 URBAN FIRE CONTROL | | | | | | | | | |
| 0612-2227 Maintenance/Operations | | | | 4,585.63 | 115% | 4,000 | | | |
| 0612-2301 Depreciation Fire Control | | | | 918.91 | 101% | 908 | | | |
| 0612-0003 URBAN FIRE CONTROL | 0.00 | --- | 0 | 5,504.54 | 112% | 4,908 | (5,504.54) | 112% | (4,908) |
| 0615-0003 CEMETERIES | | | | | | | | | |
| 0615-1306 Cemetery Charges | 32,945.11 | 73% | 45,000 | | | | | | |
| 0615-2227 Maintenance/Operations | | | | 56,878.74 | 63% | 90,000 | | | |
| 0615-2301 Depreciation Cemeteries | | | | 4,183.46 | 65% | 6,470 | | | |
| 0615-2447 Operational Projects | | | | 0.00 | --- | 8,000 | | | |
| 0615-0003 CEMETERIES | 32,945.11 | 73% | 45,000 | 61,062.20 | 58% | 104,470 | (28,117.09) | 47% | (59,470) |
| 0625-0003 PUBLIC TOILETS | | | | | | | | | |

Revenue and Expenditure Report - Balonne Shire Council
(Accounts: 0100-0002-0000 to 7900-7201-0000. 84% of year elapsed. All Accounts. Excludes Committed Costs. To Details.)

Financial Year Ending 2019 - (Budget for Full Year)

Version: 2019.3.15.1

| | REVENUE | | | EXPENSE | | | SURPLUS / (DEFICIENCY) | | |
|---|-----------------|------------|---------------|-------------------|-------------|----------------|--------------------------|-------------|------------------|
| | 30 Apr 2019 | % | Budget | 30 Apr 2019 | % | Budget | 30 Apr 2019 | % | Budget |
| 0625-1620 Subsidy - State | 0.00 | --- | 0 | | | | | | |
| 0625-2227 Maintenance/Operations | | | | 39,712.02 | 88% | 45,000 | | | |
| 0625-2301 Depreciation Public Convenience | | | | 21,087.56 | 69% | 30,641 | | | |
| 0625-2447 Operational Projects | | | | 0.00 | --- | 0 | | | |
| 0625-0003 PUBLIC TOILETS | 0.00 | --- | 0 | 60,799.58 | 80% | 75,641 | (60,799.58) | 80% | (75,641) |
| 0630-0003 WASTE MANAGEMENT | | | | | | | | | |
| 0630-1306 Disposal Fees | 0.00 | --- | 0 | | | | | | |
| 0630-2301 Depreciation Waste Management | | | | 254.76 | 83% | 306 | | | |
| 0630-2630 Contribution - Cleansing Program | | | | 0.00 | --- | 0 | | | |
| 0630-0003 WASTE MANAGEMENT | 0.00 | --- | 0 | 254.76 | 83% | 306 | (254.76) | 83% | (306) |
| 0635-0003 NATURAL ENVIRONMENT | | | | | | | | | |
| 0635-1202 EPA Licence Fees | 1,382.00 | 92% | 1,500 | | | | | | |
| 0635-1620 Subsidy-State-Capital | 0.00 | --- | 0 | | | | | | |
| 0635-2106 Training | | | | 4,993.62 | 77% | 6,500 | | | |
| 0635-2214 General Expenses | | | | 31,310.01 | 63% | 50,000 | | | |
| 0635-2228 EPA Licence Fees | | | | 673.52 | 3% | 25,000 | | | |
| 0635-2301 Depreciation Environmental Health | | | | 0.00 | --- | 0 | | | |
| 0635-2447 Operational Projects | | | | 5,155.33 | 43% | 12,000 | | | |
| 0635-0003 NATURAL ENVIRONMENT | 1,382.00 | 92% | 1,500 | 42,132.48 | 45% | 93,500 | (40,750.48) | 44% | (92,000) |
| 0640-0003 HEALTH INSPECTION | | | | | | | | | |
| 0640-1202 Registration/Premises/Health | 7,341.00 | 73% | 10,000 | | | | | | |
| 0640-1351 Sundry Revenue | 0.00 | --- | 200 | | | | | | |
| 0640-1621 Traineeship Subsidy | 0.00 | --- | 0 | | | | | | |
| 0640-2106 Training | | | | 0.00 | --- | 0 | | | |
| 0640-2111 FBT Expense - Health/Environment | | | | 0.00 | --- | 0 | | | |
| 0640-2202 Health Department Advertising | | | | 22,118.84 | >999% | 1,000 | | | |
| 0640-2221 Legal Expenses | | | | 0.00 | --- | 0 | | | |
| 0640-2227 Maintenance/Operations | | | | 93,329.24 | 85% | 110,000 | | | |
| 0640-2301 Depreciation Healthy Environment | | | | 0.00 | --- | 0 | | | |
| 0640-2447 Operational Projects | | | | 0.00 | --- | 0 | | | |
| 0640-2510 CES Concessional Rental | | | | 10,615.17 | 74% | 14,300 | | | |
| 0640-0003 HEALTH INSPECTION | 7,341.00 | 72% | 10,200 | 126,063.25 | 101% | 125,300 | (118,722.25) | 103% | (115,100) |
| 0645-0003 PUBLIC HEALTH FACILITIES | | | | | | | | | |
| 0645-1306 Bollon BN Clinic Lease | 22,000.00 | 96% | 23,000 | | | | | | |
| 0645-2227 Maintenance/Operations | | | | 5,719.06 | 114% | 5,000 | | | |
| 0645-2301 Depreciation Public Health | | | | 6,241.49 | 22% | 29,019 | | | |

Revenue and Expenditure Report - Balonne Shire Council
(Accounts: 0100-0002-0000 to 7900-7201-0000. 84% of year elapsed. All Accounts. Excludes Committed Costs. To Details.)

Financial Year Ending 2019 - (Budget for Full Year)

Version: 2019.3.15.1

| REVENUE | | | | EXPENSE | | | SURPLUS / (DEFICIENCY) | | |
|--|-------------------|------------|------------------|---------------------|------------|------------------|--------------------------|-------------|--------------------|
| | 30 Apr 2019 | % | Budget | 30 Apr 2019 | % | Budget | 30 Apr 2019 | % | Budget |
| 0645-2447 Operational Projects | | | | 0.00 | --- | 0 | | | |
| 0645-0003 PUBLIC HEALTH FACILITIES | 22,000.00 | 96% | 23,000 | 11,960.55 | 35% | 34,019 | 10,039.45 | -91% | (11,019) |
| 0655-0003 RURAL SERVICES | | | | | | | | | |
| 0655-1110 Feral Animal Special Rates | 166,215.67 | 98% | 170,000 | | | | | | |
| 0655-1130 Interest on Arrears Feral Animal | 176.13 | 35% | 500 | | | | | | |
| 0655-1203 Sale Impounded Stock/Impounding Fees | 2,836.57 | --- | 0 | | | | | | |
| 0655-1204 Sale of Minor Plant | 0.00 | --- | 0 | | | | | | |
| 0655-1307 Wild Dog Forum Registrations | 7,318.14 | 100% | 7,320 | | | | | | |
| 0655-1308 Wild Dog Exclusion Fencing Funding | 42,727.25 | 188% | 22,730 | | | | | | |
| 0655-1351 Stock Routes & Agistment Fees | 16,213.86 | >999% | 1,000 | | | | | | |
| 0655-1620 Subsidy -State-Stock Routes Facility | 0.00 | --- | 0 | | | | | | |
| 0655-1621 Traineeship Subsidy | 0.00 | --- | 0 | | | | | | |
| 0655-1622 REDP GRANT - STRATEGIC FENCING | 293,240.00 | 50% | 586,480 | | | | | | |
| 0655-1625 QMDC Grant | 0.00 | --- | 20,000 | | | | | | |
| 0655-1630 DAFF Project-Balonne Shire | 64,500.00 | 72% | 90,000 | | | | | | |
| 0655-1680 Stock Routes Claims - Major Works | 34,140.61 | 100% | 34,140 | | | | | | |
| 0655-2106 Training Rural Lands | | | | 646.06 | 11% | 6,000 | | | |
| 0655-2201 Precepts | | | | 127,049.00 | 50% | 255,000 | | | |
| 0655-2214 Operations | | | | 269,715.02 | 92% | 292,500 | | | |
| 0655-2215 Major Works - Stock Routes | | | | 0.00 | --- | 0 | | | |
| 0655-2216 Wild Dog Bounty | | | | 36,300.00 | 104% | 35,000 | | | |
| 0655-2228 Wild Dog Forum Expenses | | | | 3,249.38 | --- | 0 | | | |
| 0655-2301 Depreciation Rural Services | | | | 9,904.73 | 35% | 28,285 | | | |
| 0655-2308 WDEF - Project | | | | 55,282.92 | --- | 0 | | | |
| 0655-2444 Wild Dog Retainer | | | | 18,715.54 | 42% | 45,000 | | | |
| 0655-2445 Wild Dog Baiting | | | | 18,583.23 | 74% | 25,000 | | | |
| 0655-2447 Operational Projects | | | | 78,291.01 | 47% | 166,000 | | | |
| 0655-2448 DAFF Project - Balonne Shire Council | | | | 69,566.85 | 77% | 90,000 | | | |
| 0655-2449 REDP - STRATEGIC FENCING "INACTIVE" | | | | 0.00 | --- | 586,480 | | | |
| 0655-2450 REDP - STRATEGIC FENCING | | | | 141,459.21 | --- | 0 | | | |
| 0655-2510 SRO Concessional Rental | | | | 10,096.57 | 84% | 12,000 | | | |
| 0655-0003 RURAL SERVICES | 627,368.23 | 67% | 932,170 | 838,859.52 | 54% | 1,541,265 | (211,491.29) | 35% | (609,095) |
| 0600-0002 ENVIRONMENT & HEALTH SERVICES | 762,540.33 | 69% | 1,102,120 | 1,353,219.43 | 61% | 2,210,791 | (590,679.10) | 53% | (1,108,671) |
| 0700-0002 COMMERCIAL SERVICES | | | | | | | | | |
| 0705-0003 PRIVATE WORKS | | | | | | | | | |
| 0705-1354 Profit /Loss on Private Works | 89.99 | 9% | 1,000 | | | | | | |
| 0705-1355 Private Works Revenue | 4,846.67 | 19% | 25,000 | | | | | | |

Revenue and Expenditure Report - Balonne Shire Council
(Accounts: 0100-0002-0000 to 7900-7201-0000. 84% of year elapsed. All Accounts. Excludes Committed Costs. To Details.)

Financial Year Ending 2019 - (Budget for Full Year)

Version: 2019.3.15.1

| | REVENUE | | | EXPENSE | | | SURPLUS / (DEFICIENCY) | | |
|--|---------------------|------------|------------------|---------------------|-------------|------------------|--------------------------|------------------|----------------|
| | 30 Apr 2019 | % | Budget | 30 Apr 2019 | % | Budget | 30 Apr 2019 | % | Budget |
| 0705-1356 Private Works - Staff | 3,237.86 | 22% | 15,000 | | | | | | |
| 0705-1357 Private Works - DTMR | 0.00 | --- | 0 | | | | | | |
| 0705-2214 Private Works | | | | 18,088.07 | 72% | 25,000 | | | |
| 0705-2215 Private Works - Staff | | | | 4,651.93 | 31% | 15,000 | | | |
| 0705-2216 Private Works - DTMR | | | | 0.00 | --- | 0 | | | |
| 0705-0003 PRIVATE WORKS | 8,174.52 | 20% | 41,000 | 22,740.00 | 57% | 40,000 | (14,565.48) | <-999% | 1,000 |
| 0713-0003 MAIN ROADS FLOOD DAMAGE | | | | | | | | | |
| 0713-1363 DMR Claim-Flood Damage-2012-Restor | 0.00 | --- | 0 | | | | | | |
| 0713-2278 DMR Flood Damage - Feb 2012-Restor | | | | 0.00 | --- | 0 | | | |
| 0713-0003 MAIN ROADS FLOOD DAMAGE | 0.00 | --- | 0 | 0.00 | --- | 0 | 0.00 | --- | 0 |
| 0720-0003 MAIN ROADS RPC | | | | | | | | | |
| 0720-1356 DMR Claim | 0.00 | --- | 500,000 | | | | | | |
| 0720-2214 RPC Works | | | | 0.00 | --- | 350,000 | | | |
| 0720-0003 MAIN ROADS RPC | 0.00 | --- | 500,000 | 0.00 | --- | 350,000 | 0.00 | --- | 150,000 |
| 0725-0003 MAIN ROADS RMPC | | | | | | | | | |
| 0725-1356 DMR Claim | 2,110,661.11 | 77% | 2,729,000 | | | | | | |
| 0725-2214 RMPC Works | | | | 1,425,578.48 | 64% | 2,229,000 | | | |
| 0725-0003 MAIN ROADS RMPC | 2,110,661.11 | 77% | 2,729,000 | 1,425,578.48 | 64% | 2,229,000 | 685,082.63 | 137% | 500,000 |
| 0726-0003 MAIN ROADS MAINTENANCE | | | | | | | | | |
| 0726-1356 DMR Claims | 0.00 | --- | 0 | | | | | | |
| 0726-2214 Bulk Maintenance Works | | | | 0.00 | --- | 0 | | | |
| 0726-0003 MAIN ROADS MAINTENANCE | 0.00 | --- | 0 | 0.00 | --- | 0 | 0.00 | --- | 0 |
| 0727-0003 MAIN ROADS MINOR WORKS | | | | | | | | | |
| 0727-1356 DMR Claims | 4,169.92 | 21% | 20,000 | | | | | | |
| 0727-2214 Minor Works | | | | 18,605.34 | 93% | 20,000 | | | |
| 0727-0003 MAIN ROADS MINOR WORKS | 4,169.92 | 21% | 20,000 | 18,605.34 | 93% | 20,000 | (14,435.42) | --- | 0 |
| 0750-0003 STATE FIRE SERVICES | | | | | | | | | |
| 0750-2225 Rates-Fire Levy | | | | 6,590.84 | 188% | 3,500 | | | |
| 0750-0003 STATE FIRE SERVICES | 0.00 | --- | 0 | 6,590.84 | 188% | 3,500 | (6,590.84) | 188% | (3,500) |
| 0755-0003 THALLON RURAL FIRE BRIGADE | | | | | | | | | |
| 0755-1120 Levy - Thallon Fire | 7,478.99 | 100% | 7,500 | | | | | | |
| 0755-1130 Interest on Arrears- Thallon Fire | 39.41 | 79% | 50 | | | | | | |
| 0755-2208 Contributions Thallon RFB | | | | 3,260.57 | 50% | 6,500 | | | |

Revenue and Expenditure Report - Balonne Shire Council
(Accounts: 0100-0002-0000 to 7900-7201-0000. 84% of year elapsed. All Accounts. Excludes Committed Costs. To Details.)

Financial Year Ending 2019 - (Budget for Full Year)

Version: 2019.3.15.1

| | REVENUE | | | EXPENSE | | | SURPLUS / (DEFICIENCY) | | |
|--|---------------------|-------------|------------------|---------------------|-------------|------------------|--------------------------|----------------|------------------|
| | 30 Apr 2019 | % | Budget | 30 Apr 2019 | % | Budget | 30 Apr 2019 | % | Budget |
| 0755-2410 Discount Allowed-Thallon Fire | | | | 553.87 | 79% | 700 | | | |
| 0755-0003 THALLON RURAL FIRE BRIGADE | 7,518.40 | 100% | 7,550 | 3,814.44 | 53% | 7,200 | 3,703.96 | >99% | 350 |
| 0700-0002 COMMERCIAL SERVICES | 2,130,523.95 | 65% | 3,297,550 | 1,477,329.10 | 56% | 2,649,700 | 653,194.85 | 101% | 647,850 |
| 0800-0002 DISASTER MANAGEMENT | | | | | | | | | |
| 0805-0003 DISASTER MANAGEMENT | | | | | | | | | |
| 0805-1620 NATURAL DISASTER RESILIENCE | 60,000.00 | 33% | 180,000 | | | | | | |
| 0805-2214 General Expenses | | | | 104.60 | --- | 0 | | | |
| 0805-2447 Operational Projects | | | | 0.00 | --- | 180,000 | | | |
| 0805-0003 DISASTER MANAGEMENT | 60,000.00 | 33% | 180,000 | 104.60 | 0% | 180,000 | 59,895.40 | --- | 0 |
| 0800-0002 DISASTER MANAGEMENT | 60,000.00 | 33% | 180,000 | 104.60 | 0% | 180,000 | 59,895.40 | --- | 0 |
| 4000-0002 SEWERAGE | | | | | | | | | |
| 4110-0003 SEWERAGE CHARGES | | | | | | | | | |
| 4110-1120 Sewerage Charges | 1,137,908.77 | 100% | 1,143,000 | | | | | | |
| 4110-1130 Interest on Arrears - Gross Levy | 4,433.68 | 89% | 5,000 | | | | | | |
| 4110-2410 Discount Allowed | | | | 98,109.23 | 100% | 98,000 | | | |
| 4110-0003 SEWERAGE CHARGES | 1,142,342.45 | 100% | 1,148,000 | 98,109.23 | 100% | 98,000 | 1,044,233.22 | 99% | 1,050,000 |
| 4140-0003 DEBT MANAGEMENT | | | | | | | | | |
| 4140-2406 QTC Finance Cost Sewer | | | | 0.00 | --- | 0 | | | |
| 4140-0003 DEBT MANAGEMENT | 0.00 | --- | 0 | 0.00 | --- | 0 | 0.00 | --- | 0 |
| 4410-0003 SEWERAGE | | | | | | | | | |
| 4410-1351 Sales Miscellaneous | 400.00 | 80% | 500 | | | | | | |
| 4410-1620 Subsidy - State-Capital Effluent Reu | 243,058.13 | 100% | 243,058 | | | | | | |
| 4410-2227 Maintenance/Operations | | | | 294,537.12 | 84% | 350,000 | | | |
| 4410-2301 Depreciation Sewer | | | | 203,296.23 | 60% | 336,662 | | | |
| 4410-2447 Operational Projects | | | | 0.00 | --- | 0 | | | |
| 4440-2227 New Connections | | | | 0.00 | --- | 0 | | | |
| 4410-0003 SEWERAGE | 243,458.13 | 100% | 243,558 | 497,833.35 | 73% | 686,662 | (254,375.22) | 57% | (443,104) |
| 4000-0002 SEWERAGE | 1,385,800.58 | 100% | 1,391,558 | 595,942.58 | 76% | 784,662 | 789,858.00 | 130% | 606,896 |
| 5000-0002 WATER SUPPLY | | | | | | | | | |
| 5110-0003 WATER CHARGES | | | | | | | | | |
| 5110-1120 Water Charges - Gross Levy | 1,885,966.29 | 100% | 1,888,000 | | | | | | |
| 5110-1130 Interest on Arrears - Gross Levy | 11,386.74 | 88% | 13,000 | | | | | | |

Revenue and Expenditure Report - Balonne Shire Council
(Accounts: 0100-0002-0000 to 7900-7201-0000. 84% of year elapsed. All Accounts. Excludes Committed Costs. To Details.)

Financial Year Ending 2019 - (Budget for Full Year)

Version: 2019.3.15.1

| | REVENUE | | | EXPENSE | | | SURPLUS / (DEFICIENCY) | | |
|--|---------------------|-------------|------------------|---------------------|-------------|------------------|--------------------------|-------------|--------------------|
| | 30 Apr 2019 | % | Budget | 30 Apr 2019 | % | Budget | 30 Apr 2019 | % | Budget |
| 5110-2410 Discount Allowed - Water Charges | | | | 159,626.48 | 100% | 160,000 | | | |
| 5110-0003 WATER CHARGES | 1,897,353.03 | 100% | 1,901,000 | 159,626.48 | 100% | 160,000 | 1,737,726.55 | 100% | 1,741,000 |
| 5115-0003 EXCESS WATER CHARGES | | | | | | | | | |
| 5115-1120 Excess Water Charges- Gross Levy | 98,277.74 | 140% | 70,000 | | | | | | |
| 5115-1130 Interest on Arrears -Gross Levy | 941.01 | 47% | 2,000 | | | | | | |
| 5115-2410 Discount Allowed | | | | 7,979.16 | 114% | 7,000 | | | |
| 5115-0003 EXCESS WATER CHARGES | 99,218.75 | 138% | 72,000 | 7,979.16 | 114% | 7,000 | 91,239.59 | 140% | 65,000 |
| 5120-0003 WATER SALES | | | | | | | | | |
| 5120-1351 Cash Sales | 194,712.00 | 100% | 194,215 | | | | | | |
| 5120-0003 WATER SALES | 194,712.00 | 100% | 194,215 | 0.00 | --- | 0 | 194,712.00 | 100% | 194,215 |
| 5125-0003 WATER OTHER INCOME | | | | | | | | | |
| 5125-1633 Misc Equipment Sales | 0.00 | --- | 0 | | | | | | |
| 5125-1635 Water Tower Rental-Mobile Phones etc | 4,496.15 | 25% | 18,000 | | | | | | |
| 5125-0003 WATER OTHER INCOME | 4,496.15 | 25% | 18,000 | 0.00 | --- | 0 | 4,496.15 | 25% | 18,000 |
| 5130-0003 GRANTS & SUBSIDIES | | | | | | | | | |
| 5130-1621 Subsidy - Operational - State | 0.00 | --- | 0 | | | | | | |
| 5130-1622 Subsidy-Operational-Federal | 0.00 | --- | 0 | | | | | | |
| 5130-1625 Subsidy-State-Capital | 0.00 | --- | 231,000 | | | | | | |
| 5130-0003 GRANTS & SUBSIDIES | 0.00 | --- | 231,000 | 0.00 | --- | 0 | 0.00 | --- | 231,000 |
| 5140-0003 DEBT MANAGEMENT | | | | | | | | | |
| 5140-2407 QTC Finance Cost Water | | | | 29,333.42 | 79% | 37,000 | | | |
| 5140-0003 DEBT MANAGEMENT | 0.00 | --- | 0 | 29,333.42 | 79% | 37,000 | (29,333.42) | 79% | (37,000) |
| 5410-0003 URBAN WATER SUPPLIES | | | | | | | | | |
| 5410-1631 Contribution -Cash STG High School | 954.39 | 106% | 900 | | | | | | |
| 5410-2202 Water Notifications - Advertising | | | | 0.00 | --- | 2,000 | | | |
| 5410-2221 Legal Fees | | | | 0.00 | --- | 0 | | | |
| 5410-2227 Maintenance/Operations | | | | 842,889.68 | 82% | 1,025,000 | | | |
| 5410-2229 Water-Community Education | | | | 0.00 | --- | 0 | | | |
| 5410-2301 Depreciation Water | | | | 496,846.40 | 88% | 561,455 | | | |
| 5410-2447 Operational Projects | | | | 0.00 | --- | 0 | | | |
| 5410-0003 URBAN WATER SUPPLIES | 954.39 | 106% | 900 | 1,339,736.08 | 84% | 1,588,455 | (1,338,781.69) | 84% | (1,587,555) |
| 5420-0003 WATER INSPECTIONS | | | | | | | | | |
| 5420-1300 Special Meter Reading Fee | 1,400.02 | 70% | 2,000 | | | | | | |

Time 11:41 am

Page 18

Date: 06-05-2019

Revenue and Expenditure Report - Balonne Shire Council
(Accounts: 0100-0002-0000 to 7900-7201-0000. 84% of year elapsed. All Accounts. Excludes Committed Costs. To Details.)

Financial Year Ending 2019 - (Budget for Full Year)

Version: 2019.3.15.1

| | REVENUE | | | EXPENSE | | | SURPLUS / (DEFICIENCY) | | |
|--|---------------------|-------------|------------------|---------------------|-------------|------------------|--------------------------|------------------|--------------------|
| | 30 Apr 2019 | % | Budget | 30 Apr 2019 | % | Budget | 30 Apr 2019 | % | Budget |
| 5420-1400 Fines & Penalties | 1,733.40 | 69% | 2,500 | | | | | | |
| 5420-2214 General Expenses/Meter Reading | | | | 19,672.32 | 94% | 21,000 | | | |
| 5420-0003 WATER INSPECTIONS | 3,133.42 | 70% | 4,500 | 19,672.32 | 94% | 21,000 | (16,538.90) | 100% | (16,500) |
| 5430-0003 WATER QUALITY TESTING | | | | | | | | | |
| 5430-2214 General Expenses | | | | 2,236.06 | 34% | 6,500 | | | |
| 5430-2447 Operational Projects | | | | 0.00 | --- | 0 | | | |
| 5430-0003 WATER QUALITY TESTING | 0.00 | --- | 0 | 2,236.06 | 34% | 6,500 | (2,236.06) | 34% | (6,500) |
| 5440-0003 WATER CONNECTIONS | | | | | | | | | |
| 5440-1350 Connection Fees | 2,355.00 | 52% | 4,500 | | | | | | |
| 5440-2214 General Expenses | | | | 6,559.68 | 146% | 4,500 | | | |
| 5440-0003 WATER CONNECTIONS | 2,355.00 | 52% | 4,500 | 6,559.68 | 146% | 4,500 | (4,204.68) | --- | 0 |
| 5000-0002 WATER SUPPLY | 2,202,222.74 | 91% | 2,426,115 | 1,565,143.20 | 86% | 1,824,455 | 637,079.54 | 106% | 601,660 |
| 6000-0002 WASTE MANAGEMENT | | | | | | | | | |
| 6110-0003 CLEANSING CHARGES | | | | | | | | | |
| 6110-1120 Cleansing Charges - Gross Levy | 1,106,102.52 | 100% | 1,107,000 | | | | | | |
| 6110-1130 Interest on Arrears - Gross Levy | 5,009.16 | 83% | 6,000 | | | | | | |
| 6110-1630 Contribution - General Fund | 0.00 | --- | 0 | | | | | | |
| 6110-2214 Pensioner Concession Cleansing | | | | 0.00 | --- | 0 | | | |
| 6110-2410 Discount Allowed - Cleansing | | | | 94,293.17 | 94% | 100,000 | | | |
| 6110-0003 CLEANSING CHARGES | 1,111,111.68 | 100% | 1,113,000 | 94,293.17 | 94% | 100,000 | 1,016,818.51 | 100% | 1,013,000 |
| 6430-0003 CLEANSING SERVICES | | | | | | | | | |
| 6430-1306 Disposal Fees - Waste | 2,385.59 | 95% | 2,500 | | | | | | |
| 6430-1351 Sundry Revenue | 0.00 | --- | 500 | | | | | | |
| 6430-1352 Scrap Metal Sales | 567.00 | 11% | 5,000 | | | | | | |
| 6430-2202 Advertising-Cleansing | | | | 0.00 | --- | 0 | | | |
| 6430-2214 Annual Town Clean-up | | | | 0.00 | --- | 0 | | | |
| 6430-2215 Refuse Collection (Contract) | | | | 375,239.36 | 71% | 526,000 | | | |
| 6430-2216 Landfill Maintenance | | | | 363,428.20 | 86% | 425,000 | | | |
| 6430-2217 Hazardous Waste | | | | 0.00 | --- | 0 | | | |
| 6430-2301 Depreciation Garbage | | | | 3,128.92 | 25% | 12,363 | | | |
| 6430-2447 Operational Projects | | | | 28,553.64 | 38% | 76,000 | | | |
| 6430-0003 CLEANSING SERVICES | 2,952.59 | 37% | 8,000 | 770,350.12 | 74% | 1,039,363 | (767,397.53) | 74% | (1,031,363) |
| 6000-0002 WASTE MANAGEMENT | 1,114,064.27 | 99% | 1,121,000 | 864,643.29 | 76% | 1,139,363 | 249,420.98 | <-999% | (18,363) |

Revenue and Expenditure Report - Balonne Shire Council
(Accounts: 0100-0002-0000 to 7900-7201-0000. 84% of year elapsed. All Accounts. Excludes Committed Costs. To Details.)

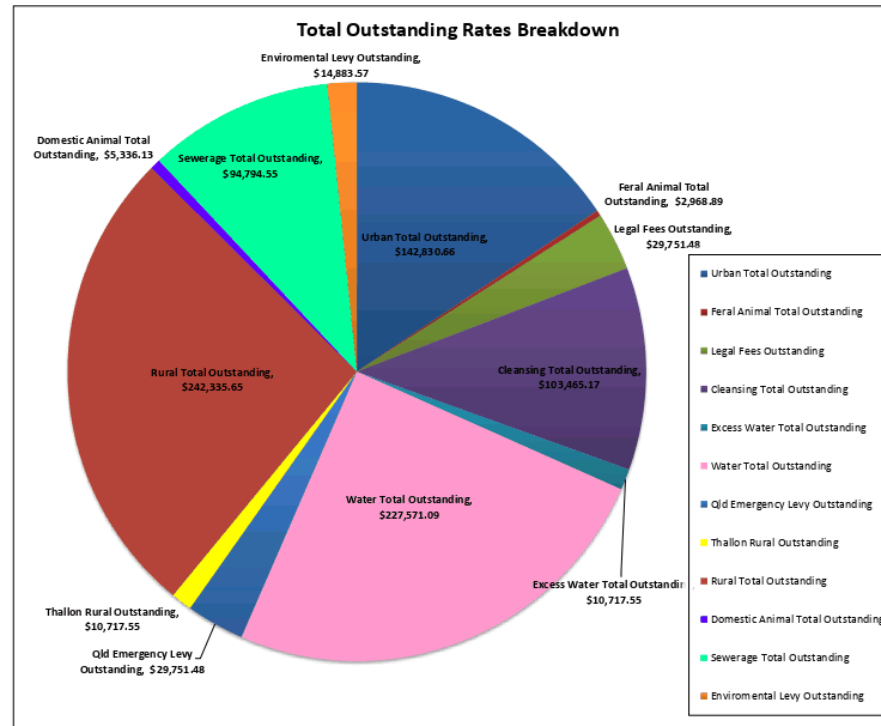
Financial Year Ending 2019 - (Budget for Full Year)

Version: 2019.3.15.1

| | REVENUE | | | EXPENSE | | | SURPLUS / (DEFICIENCY) | | |
|--|----------------------|------------|-------------------|----------------------|------------|-------------------|--------------------------|------------|------------------|
| | 30 Apr 2019 | % | Budget | 30 Apr 2019 | % | Budget | 30 Apr 2019 | % | Budget |
| 0044-0001 BALONNE SHIRE COUNCIL | 25,691,485.07 | 75% | 34,031,888 | 26,053,903.91 | 75% | 34,513,025 | (362,418.84) | 75% | (481,137) |
| TOTAL REVENUE & EXPENDITURE | 25,691,485.07 | 75% | 34,031,888 | 26,053,903.91 | 75% | 34,513,025 | (362,418.84) | 75% | (481,137) |

**Balonne Shire Council Rate Status Report
As at 02/05/2019**

| | |
|--|----------------|
| Total Outstanding Rate Percentage | 5.87% |
| Total Outstanding Rate Percentage Prior Year | 4.88% |
| Total Outstanding Rate Amount | \$ 748,812.79 |
| Total Outstanding Rate Amount Prior Year | \$ 540,269.73 |
| Total Outstanding Percentage not including - Ngurampaa and Brisbane Petroleum | 4.23% |
| Total Outstanding Amount not including - Ngurampaa and Brisbane Petroleum | \$ 540,064.24 |
| Amount Outstanding with R&R | \$ 248,758.03 |
| Number of case files | 67 |
| Amount Outstanding with R&R passed the demand stage | \$ 214,247.31 |
| Number of case files | 52 |
| Payment Arrangement Amount | \$ 38,109.14 |
| Number of payment arrangements | 90 |
| Rates paid for the current month | \$ 227,819.38 |
| Total credit account amount (Unallocated Receipts) | -\$ 156,763.54 |



CAPITAL GRANT, SUBSIDIES, CONTRIBUTIONS AND DONATIONS REPORT

| GL # | Grant Program | Project Name | Grant Type (OP/Cap) | Approved Grant Amount | Actual Funding Received YTD | Milestone Dates | Milestone Amounts | Amended Budget |
|----------------|---|--|---------------------|-----------------------|-----------------------------|---|--|-----------------|
| 170-1632-0000 | W4Q | Thermal Springs Project | Cap | \$ 750,000.00 | \$ - | 50% upon endorsement 40% on spending 50% of allocation 10% upon project acquittal | \$ 300,000.00 | |
| 170-1632-0000 | W4Q | St George Depot Renovations | Cap | \$ 200,000.00 | \$ - | 50% upon endorsement 40% on spending 50% of allocation 10% upon project acquittal | \$ 21,000.00 | |
| 170-1633-0000 | Drought Communities Programme 2017/18 | St George - Grey St Streetscape - Stage 3 | Cap | \$ 95,563.00 | \$ 95,563.00 | | \$ - | |
| 170-1633-0000 | Drought Communities Programme 2017/18 | St George Show Ground Horse Stable Upgrade- Stage 3 | Cap | \$ 29,244.00 | \$ 27,219.00 | OS 30/04/2019 | \$ 14,622.00 \$ 14,622.00 | \$ - |
| 170-1633-0000 | Drought Communities Programme 2017/18 | St George River Foreshore and Cultural Centre Facade | Cap | \$ 70,000.00 | \$ 70,000.00 | 15/05/2019 | \$ 70,000.00 | \$ 99,244.00 |
| 170-1634-0000 | Drought Communities Programme | Nindigully Bridge Removal & Weir Upgrade DCP-60 | Cap | \$ 35,000.00 | \$ 31,500.00 | OS 30/08/2019 | Various 10% | \$ 31,500.00 |
| 170-1634-0000 | Drought Communities Programme | Stock Route Dams Upgrade - Boomerang & 7 Mile DCP58 | Cap | \$ 45,000.00 | \$ 40,500.00 | OS 30/08/2019 | Various 10% | \$ 40,500.00 |
| 170-1634-0000 | Drought Communities Programme | Bolton Town Common Fencing Upgrade DCP 53 | Cap | \$ 85,000.00 | \$ 76,500.00 | OS 16/04/2019 30/08/2019 | Various Various 10% | \$ 76,500.00 |
| 170-1634-0000 | Drought Communities Programme | Mungidi River Park Crossing- Amenities & Bitumen Upgrade DCP 51 | Cap | \$ 150,000.00 | \$ 135,000.00 | OS 23/02/2019 30/08/2019 | Various Various 10% | \$ 135,000.00 |
| 170-1634-0000 | Drought Communities Programme | Rowden Park Oval Playground DCP 46 | Cap | \$ 165,000.00 | \$ 82,500.00 | OS 23/02/2019 30/08/2019 | Various Various 10% | \$ 148,500.00 |
| 170-1634-0000 | Drought Communities Programme | Thallon Recreation Grounds Drainage Improvements DCP 62 | Cap | \$ 100,000.00 | \$ 50,000.00 | OS 31/03/2019 30/08/2019 | Various Various 10% | \$ 90,000.00 |
| 170-1634-0000 | Drought Communities Programme | Dirranbandi & Hebel Projects DCP-61 | Cap | \$ 220,000.00 | \$ 110,000.00 | OS 16/04/2019 30/08/2019 | Various Various 10% | \$ 198,000.00 |
| 170-1634-0000 | Drought Communities Programme | St George Riverforeshore - Footpath Upgrade - DCP-63 | Cap | \$ 200,000.00 | \$ 100,000.00 | OS 31/03/2019 30/08/2019 | Various Various 10% | \$ 180,000.00 |
| 401-1612-0000 | TIDS | KOORON Rd Resheet | Cap | \$ 150,000.00 | \$ 67,250.97 | - | - | \$ 150,000.00 |
| 401-1612-0000 | TIDS | KOORON Rd Floodway upgrade and Resheet | Cap | \$ 260,000.00 | \$ 187,821.13 | - | - | \$ 260,000.00 |
| 401-1612-0000 | TIDS | Michell-Bolton road Gravel Resheeting | Cap | \$ 190,000.00 | \$ 169,219.82 | - | - | \$ 190,000.00 |
| 401-1615-0000 | R2R | Honeyamah Lane | Cap | \$ - | \$ - | - | - | \$ - |
| 401-1615-0000 | R2R | Whyerbah Resheet | Cap | \$ 232,648.00 | \$ 662,118.00 | funds paid quarterly | - | \$ 232,648.00 |
| 401-1615-0000 | R2R | Cubbie Gravel Resheet | Cap | \$ 275,233.00 | \$ - | funds paid quarterly | - | \$ 275,233.00 |
| 401-1627-0000 | REDP | Dirranbandi Rail & River Precinct Stage 1 (17/18 Grant \$186,000) | Cap | \$ 372,000.00 | \$ - | OS Received (17/18) 30/09/2018 30/11/2018 30/04/2019 | \$ 93,000.00 \$ 93,000.00 \$ 93,000.00 \$ 93,000.00 | \$ 279,000.00 |
| 401-1628-0000 | REDP | St George CBD & River Foreshore Upgrade (17/18 Grant \$284,000) | Cap | \$ 425,000.00 | \$ - | OS Received (17/18) 30/09/2018 30/04/2019 | \$ 142,000.00 \$ 141,000.00 \$ 142,000.00 | \$ 283,000.00 |
| 401-1629-0000 | REDP | St George Kerb & Channel Arthur & Kerry Ln (17/18 Grant \$135,000) | Cap | \$ 572,400.00 | \$ - | OS Received (17/18) 30/06/2018 30/04/2019 | \$ 191,100.00 \$ 190,200.00 \$ 191,100.00 | \$ 191,100.00 |
| 401-1631-0000 | | Developer Contribution - Roadworks | | | \$ - | | | \$ 30,000.00 |
| 520-1611-0000 | Stronger Communities Programme - Round 4 - Australian Governmen | Dirranbandi Multipurpose Sporting Facility - Kitchen Fit Out | Cap | \$ 6,000.00 | \$ 6,000.00 | OS | \$ 6,000.00 | \$ 6,000.00 |
| 530-1610-0000 | | Get Playing Places and Spaces | Cap | \$ 81,000.00 | \$ 80,883.55 | | | \$ - |
| 4410-1620-0000 | DSD | Effluent Reuse Project 17/18 | | | \$ 243,058.13 | | | \$ 243,058.00 |
| 5130-1625-0002 | LGG&SP | Dirranbandi WTP Upgrade | Cap | \$ 330,000.00 | \$ - | Received in 2018 | \$ 99,000.00 | \$ 231,000.00 |
| TOTAL | | | | | \$ 2,235,133.60 | | | \$ 3,691,283.00 |

| | |
|--|------------------------------------|
| | Funding still to be received 18/19 |
| | Payments in advance |
| | Funding to be received 19/20 |
| | Overdue payments |
| | Funding received 17/18 |
| | YTD Payments received 18/19 |
| | New budget items |

OPERATIONAL GRANT, SUBSIDIES, CONTRIBUTIONS AND DONATIONS REPORT

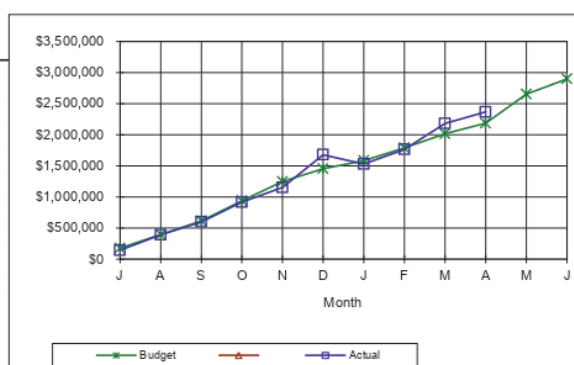
| OL # | Grant Program | Project Name | Grant Type (OP/Cap) | Approved Grant Amount | Actual Funding Received YTD | Milestone Dates | Milestone Amounts | Amended Budget |
|----------------|--|--|---------------------|-----------------------|-----------------------------|-------------------------------|-------------------|-----------------|
| 170-1611-0000 | FAOS | General Purpose Grant | Op | \$ 4,000,891.00 | \$ 1,545,972.00 | Jun-18 | \$ 2,741,065.00 | |
| | | | | | | 1st Quarter Aug-18 | \$ 711,980.00 | |
| | | | | | | 2nd Quarter Nov-18 | \$ 711,980.00 | |
| | | | | | | 3rd Quarter Feb-19 | \$ 711,980.00 | |
| 401-1611-0000 | | Identified Road Grant | Op | \$ 1,588,098.00 | \$ 589,968.00 | 4th Quarter May-19 | \$ 711,982.00 | |
| | | | | | | Advance Payment (19-20) | \$ 2,451,848.00 | |
| 205-1621-0000 | | Trainee Subsidy | | | \$ 16,500.00 | | \$ 16,500.00 | \$ 45,000.00 |
| 205-1622-0000 | | Paid Parental Leave Subsidy | | | \$ 9,495.42 | | \$ 9,495.42 | \$ 10,000.00 |
| 205-1633-0000 | | Drought Support | | | \$ - | | | \$ 90,000.00 |
| | | | | | | OS | \$ 80,000.00 | |
| | | | | | | 15/06/2018 | \$ 50,000.00 | |
| 205-1634-0000 | REDP | Grants Officer | Op | \$ 300,000.00 | \$ 100,000.00 | 31/08/2018 | \$ 50,000.00 | \$ 100,000.00 |
| | | | | | | 30/04/2019 | \$ 50,000.00 | |
| | | | | | | 30/11/2019 | \$ 50,000.00 | |
| | | | | | | 30/04/2020 | \$ 50,000.00 | |
| | | | | | | On Signature | \$ 75,000.00 | |
| | | | | | | 15/08/2018 | \$ 75,000.00 | |
| 340-1634-0000 | REDP | Economic Development Officer | Op | \$ 480,000.00 | \$ 75,000.00 | 30/08/2018 | \$ 75,000.00 | \$ 180,000.00 |
| | | | | | | 30/04/2019 | \$ 75,000.00 | |
| | | | | | | 30/11/2019 | \$ 75,000.00 | |
| | | | | | | 30/04/2020 | \$ 75,000.00 | |
| 350-1631-0000 | | Advertising Contribution | | | \$ 7,090.90 | | | \$ 1,700.00 |
| 401-1633-0000 | NDRRA | Flood Damage 2017 | | | \$ 39,852.73 | | | \$ - |
| 450-1622-0000 | | Federal Fuel Subsidy | | | \$ 14,434.00 | | | \$ 80,000.00 |
| 450-1630-0000 | | CTP Loyalty Bonus | | | \$ 3,000.00 | | | \$ - |
| 501-1624-0000 | Queensland Remembers Funding Program | Balonne Shire Remembers - End of World War I Centenary | Op | \$ 3,000.00 | \$ 3,000.00 | | \$ 8,400.00 | \$ 8,400.00 |
| | | | | | | 7/12/2018 | | |
| 501-1623-0000 | Department of Veteran Affairs | Saluting Their Service Commemorations Grant | Op | \$ 3,000.00 | \$ 3,000.00 | | \$ 3,000.00 | |
| | | | | | | 6/02/2019 | | |
| 501-1625-0000 | Celebrating Multicultural Queensland | Balonne Shire Multicultural Luncheon | Op | \$ 3,800.00 | \$ 3,800.00 | OS | \$ 3,800.00 | \$ 3,800.00 |
| 501-1631-0000 | Get Ready Queensland - QRA | Get Ready Balonne - Family Fun Day | Op | \$ 10,860.00 | \$ 11,311.40 | OS | 90% | \$ 11,000.00 |
| | | | | | | 30/08/2019 | 10% | |
| 501-1634-0000 | | SW Hospital and Health Services | | | \$ 106,840.95 | | | \$ 147,000.00 |
| 505-1620-0001 | SLQ | CLS Library Equipment | Op | \$ 3,045.45 | \$ 3,045.45 | Oct-18 | \$ 3,045.45 | \$ 3,045.00 |
| | | | | | | 1 Jan 18-31 December 18 | \$ 1,658.25 | |
| 505-1620-0002 | SLQ | First 5 Forever | Op | \$ 18,823.31 | \$ 5,855.02 | 1 Jan 2019-30 June 19 | \$ 5,855.02 | |
| | | | | | | 1 Jul 19-June 2020 | \$ 5,855.02 | |
| | | | | | | 1 July 2020-30 Jun 2021 | \$ 5,855.02 | \$ 1,658.00 |
| 505-1620-1001 | SLQ | Library Strategic Priorities | Op | \$ 30,000.00 | \$ 30,000.00 | Jul-18 | \$ 30,000.00 | \$ 30,000.00 |
| | | | | | | OS | \$ 10,454.55 | |
| 505-1620-0001 | Maturing the Infrastructure Project Pipeline Program 2 | Business Hub | Op | \$ 104,545.50 | \$ 83,636.37 | 31/12/2018 | \$ 73,181.82 | \$ 104,546.00 |
| | | | | | | 31/08/2019 | \$ 20,909.08 | |
| 505-1620-0001 | SLQ | Deadly Digital Communities | Op | \$ 10,000.00 | \$ 10,000.00 | Jan-19 | \$ 10,000.00 | \$ 10,000.00 |
| 521-1635-0000 | Department of Education | Dinantland Pool Contribution | | | \$ 5,000.00 | | | \$ 5,000.00 |
| 525-1620-0000 | Arts Queensland | RADF Program | Op | \$ 25,000.00 | \$ 25,000.00 | On Signature | \$ 25,000.00 | \$ 25,000.00 |
| 525-1622-0000 | | Subsidy - State | | | \$ - | | | \$ - |
| 530-1621-0000 | | Trainee Subsidy | | | \$ 34,195.80 | | \$ 34,195.00 | |
| 550-1610-0000 | | SES Subsidy | | | \$ 18,813.55 | 12/02/2019 | \$ 18,813.55 | \$ 21,000.00 |
| | | | | | | OS Received (17/18) | \$ 148,620.00 | |
| 605-1622-0000 | REDP | Strategic Fencing | Op | \$ 733,100.00 | \$ 293,240.00 | 30/08/2018 | \$ 148,620.00 | \$ 586,480.00 |
| | | | | | | 31/08/2018 | \$ 148,620.00 | |
| | | | | | | 31/10/2018 | \$ 148,620.00 | |
| | | | | | | 30/04/2019 | \$ 148,620.00 | |
| 605-1625-0000 | QMDG | Partnership Mapping & Control | Op | \$ 70,000.00 | \$ - | On Signature | \$ 30,000.00 | \$ 20,000.00 |
| | | | | | | 1st April 2018 | \$ 20,000.00 | |
| | | | | | | 16 May 2018 | \$ 20,000.00 | |
| 605-1630-0000 | Queensland Feral Pest Initiative (QFPI) | DAFF | Op | \$ 215,000.00 | \$ 84,500.00 | On Signature (14th July 2017) | \$ 94,800.00 | |
| | | | | | | 8/03/2018 | \$ 23,850.00 | |
| | | | | | | 11/12/2018 | \$ 70,950.00 | |
| | | | | | | | \$ 25,800.00 | |
| 805-1620-0000 | Natural Disaster Resilience Program - QRA | Balonne Shire Flood Warning Gauge IS | Op | \$ 200,000.00 | \$ 60,000.00 | OS | \$ 80,000.00 | \$ 180,000.00 |
| | | | | | | Nov-18 | \$ 120,000.00 | |
| | | | | | | 18/01/2020 | \$ 20,000.00 | |
| 5410-1631-0000 | Department of Education | STG High School Contribution | | | \$ 954.39 | | | \$ 600.00 |
| TOTAL | | | | | \$ 3,157,365.99 | | | \$ 7,624,366.99 |

Overdue payments
Funding received 17/18
YTD Payments received 18/19
Funding still to be received 18/19
Payments in advance
Funding to be received 19/20
New budget items

Balonne Shire Council as at 30 April 2019 Maintenance/Operations

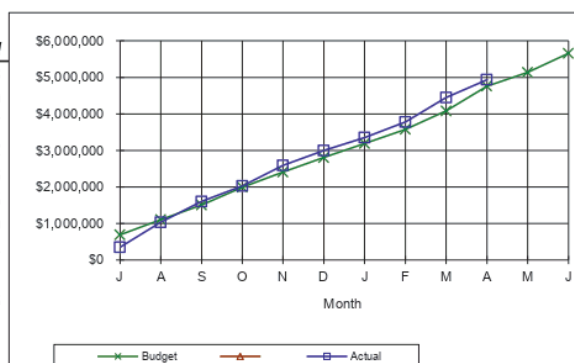
0205-0003- Administration Revenue

| Month | Budget | Actual |
|-------|-------------|-------------|
| J | \$175,336 | \$145,208 |
| A | \$393,848 | \$390,226 |
| S | \$613,551 | \$597,590 |
| O | \$935,426 | \$916,170 |
| N | \$1,247,717 | \$1,150,912 |
| D | \$1,453,002 | \$1,676,828 |
| J | \$1,583,164 | \$1,528,798 |
| F | \$1,788,045 | \$1,763,527 |
| M | \$2,016,083 | \$2,178,948 |
| A | \$2,182,620 | \$2,364,617 |
| M | \$2,650,863 | |
| J | \$2,896,800 | |



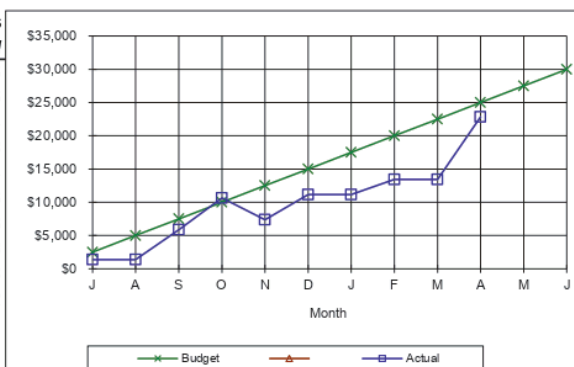
205-0003 Administration Expenditure

| Month | Budget | Actual |
|-------|-------------|-------------|
| J | \$689,961 | \$354,538 |
| A | \$1,106,697 | \$1,035,719 |
| S | \$1,510,140 | \$1,603,357 |
| O | \$1,992,466 | \$2,029,502 |
| N | \$2,411,225 | \$2,590,256 |
| D | \$2,807,462 | \$3,001,145 |
| J | \$3,191,552 | \$3,352,859 |
| F | \$3,577,094 | \$3,780,504 |
| M | \$4,080,343 | \$4,446,631 |
| A | \$4,760,388 | \$4,933,856 |
| M | \$5,139,579 | |
| J | \$5,658,684 | |



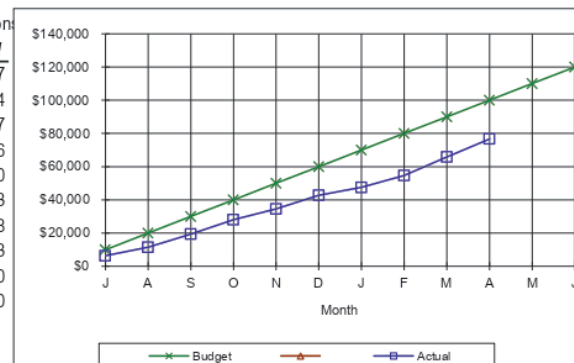
0310-1302- Planning/Development Fees/Charges

| Month | Budget | Actual |
|-------|----------|----------|
| J | \$2,500 | \$1,366 |
| A | \$5,000 | \$1,366 |
| S | \$7,500 | \$5,854 |
| O | \$10,000 | \$10,648 |
| N | \$12,500 | \$7,384 |
| D | \$15,000 | \$11,166 |
| J | \$17,500 | \$11,166 |
| F | \$20,000 | \$13,438 |
| M | \$22,500 | \$13,438 |
| A | \$25,000 | \$22,822 |
| M | \$27,500 | |
| J | \$30,000 | |



0310-2227- Planning/Development Mtce/Operations

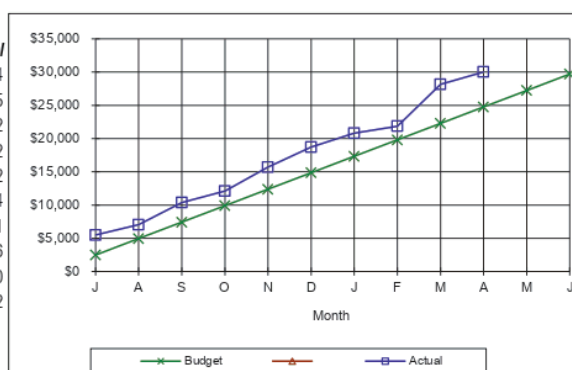
| Month | Budget | Actual |
|-------|-----------|----------|
| J | \$10,000 | \$6,337 |
| A | \$20,000 | \$11,534 |
| S | \$30,000 | \$19,437 |
| O | \$40,000 | \$28,016 |
| N | \$50,000 | \$34,510 |
| D | \$60,000 | \$42,833 |
| J | \$70,000 | \$47,558 |
| F | \$80,000 | \$54,723 |
| M | \$90,000 | \$65,870 |
| A | \$100,000 | \$76,720 |
| M | \$110,000 | |
| J | \$120,000 | |



Balonne Shire Council as at 30 April 2019 Maintenance/Operations

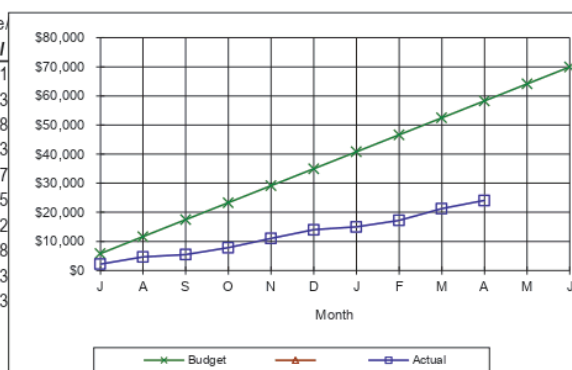
0320-0003 Building Fees

| Month | Budget | Actual |
|-------|----------|----------|
| J | \$2,475 | \$5,504 |
| A | \$4,950 | \$7,045 |
| S | \$7,425 | \$10,372 |
| O | \$9,900 | \$12,112 |
| N | \$12,375 | \$15,712 |
| D | \$14,850 | \$18,724 |
| J | \$17,325 | \$20,801 |
| F | \$19,800 | \$21,866 |
| M | \$22,275 | \$28,170 |
| A | \$24,750 | \$30,022 |
| M | \$27,225 | |
| J | \$29,700 | |



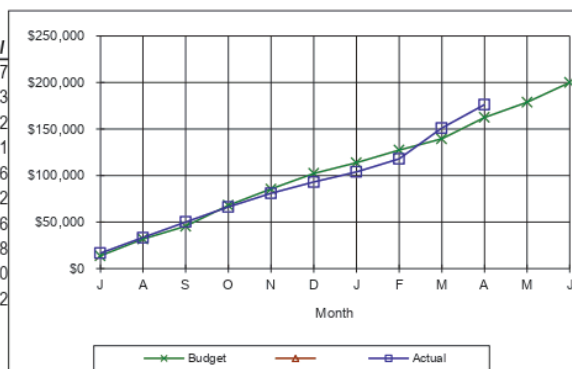
0320-2227- Building/Plumbing Development Mtce/

| Month | Budget | Actual |
|-------|----------|----------|
| J | \$5,833 | \$2,221 |
| A | \$11,667 | \$4,693 |
| S | \$17,500 | \$5,498 |
| O | \$23,333 | \$7,823 |
| N | \$29,167 | \$11,037 |
| D | \$35,000 | \$13,995 |
| J | \$40,833 | \$14,982 |
| F | \$46,667 | \$17,228 |
| M | \$52,500 | \$21,283 |
| A | \$58,333 | \$24,083 |
| M | \$64,167 | |
| J | \$70,000 | |



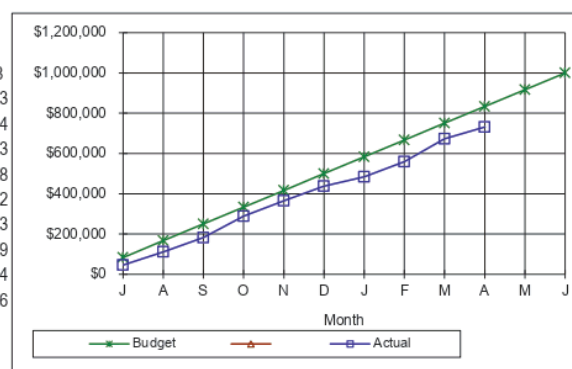
0355-2227- Visitor Services Mtce/Operations

| Month | Budget | Actual |
|-------|-----------|-----------|
| J | \$13,894 | \$16,757 |
| A | \$31,832 | \$33,353 |
| S | \$45,586 | \$50,192 |
| O | \$68,028 | \$66,391 |
| N | \$85,541 | \$81,066 |
| D | \$102,365 | \$93,032 |
| J | \$113,881 | \$103,976 |
| F | \$127,457 | \$117,888 |
| M | \$139,460 | \$151,020 |
| A | \$162,436 | \$176,282 |
| M | \$178,807 | |
| J | \$200,000 | |



405-0003 Works Administration - Revenue

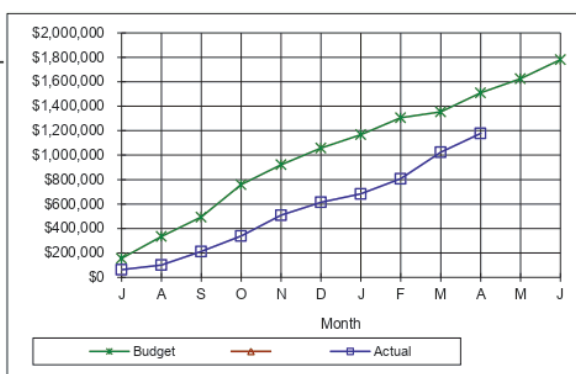
| Month | Budget | Actual |
|-------|-------------|-----------|
| J | \$83,333 | \$45,398 |
| A | \$166,667 | \$111,203 |
| S | \$250,000 | \$181,884 |
| O | \$333,333 | \$288,053 |
| N | \$416,667 | \$364,518 |
| D | \$500,000 | \$438,132 |
| J | \$583,333 | \$484,123 |
| F | \$666,667 | \$558,719 |
| M | \$750,000 | \$673,054 |
| A | \$833,333 | \$731,346 |
| M | \$916,667 | |
| J | \$1,000,000 | |



Balonne Shire Council as at 30 April 2019 Maintenance/Operations

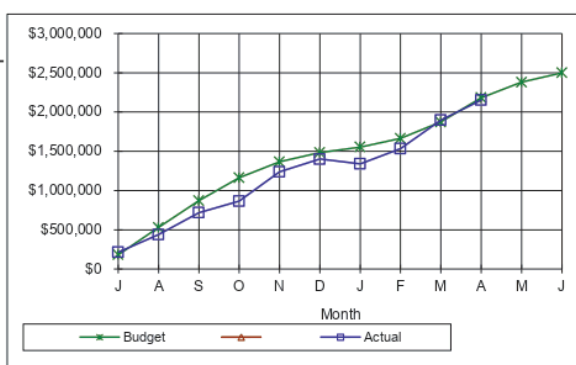
405-0003 Works Administration - Expenditure

| Month | Budget | Actual |
|-------|-------------|-------------|
| J | \$155,301 | \$63,522 |
| A | \$334,902 | \$101,493 |
| S | \$493,489 | \$211,954 |
| O | \$758,514 | \$338,844 |
| N | \$921,778 | \$508,861 |
| D | \$1,057,327 | \$615,084 |
| J | \$1,167,494 | \$683,377 |
| F | \$1,306,256 | \$807,375 |
| M | \$1,353,554 | \$1,025,092 |
| A | \$1,509,872 | \$1,178,205 |
| M | \$1,625,367 | |
| J | \$1,781,831 | |



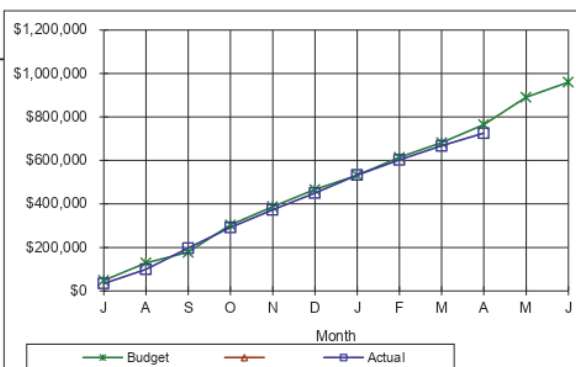
0410-2227- Roads Maintenance/Operations

| Month | Budget | Actual |
|-------|-------------|-------------|
| J | \$182,178 | \$213,838 |
| A | \$529,736 | \$438,981 |
| S | \$870,487 | \$717,712 |
| O | \$1,164,387 | \$865,722 |
| N | \$1,364,719 | \$1,237,527 |
| D | \$1,484,396 | \$1,400,593 |
| J | \$1,553,701 | \$1,340,573 |
| F | \$1,662,603 | \$1,532,878 |
| M | \$1,872,646 | \$1,898,127 |
| A | \$2,181,643 | \$2,150,651 |
| M | \$2,380,209 | |
| J | \$2,500,000 | |



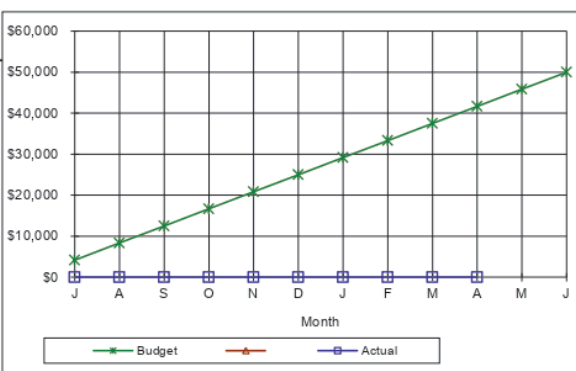
0415-2227- Streets Maintenance/Operations

| Month | Budget | Actual |
|-------|-----------|-----------|
| J | \$47,508 | \$34,377 |
| A | \$128,987 | \$99,382 |
| S | \$177,559 | \$196,816 |
| O | \$303,258 | \$291,934 |
| N | \$386,907 | \$372,662 |
| D | \$466,125 | \$449,588 |
| J | \$532,009 | \$533,222 |
| F | \$614,254 | \$602,559 |
| M | \$681,420 | \$667,467 |
| A | \$764,997 | \$725,086 |
| M | \$890,806 | |
| J | \$960,000 | |



0420-2227- Bridge Maintenance/Operations

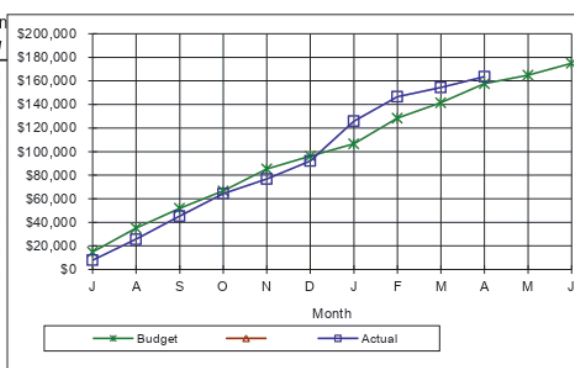
| Month | Budget | Actual |
|-------|----------|--------|
| J | \$4,167 | \$0 |
| A | \$8,333 | \$0 |
| S | \$12,500 | \$0 |
| O | \$16,667 | \$0 |
| N | \$20,833 | \$0 |
| D | \$25,000 | \$0 |
| J | \$29,167 | \$0 |
| F | \$33,333 | \$0 |
| M | \$37,500 | \$0 |
| A | \$41,667 | \$0 |
| M | \$45,833 | \$0 |
| J | \$50,000 | \$0 |



Balonne Shire Council as at 30 April 2019 Maintenance/Operations

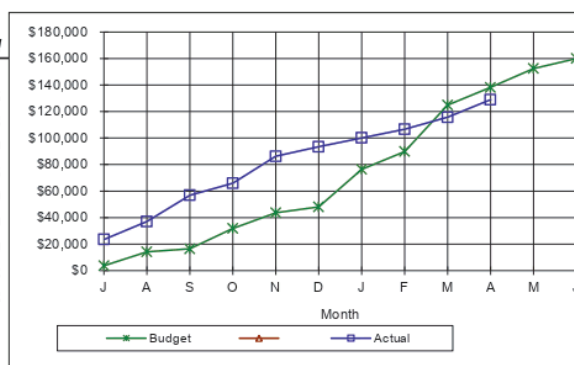
0430-2227- Works Depots Maintenance/Operations

| Month | Budget | Actual |
|-------|-----------|-----------|
| J | \$14,829 | \$7,956 |
| A | \$35,181 | \$25,653 |
| S | \$51,905 | \$45,348 |
| O | \$66,658 | \$64,448 |
| N | \$85,336 | \$76,796 |
| D | \$96,171 | \$92,048 |
| J | \$106,587 | \$125,822 |
| F | \$128,488 | \$146,575 |
| M | \$141,510 | \$154,505 |
| A | \$157,647 | \$163,592 |
| M | \$164,929 | |
| J | \$175,000 | |



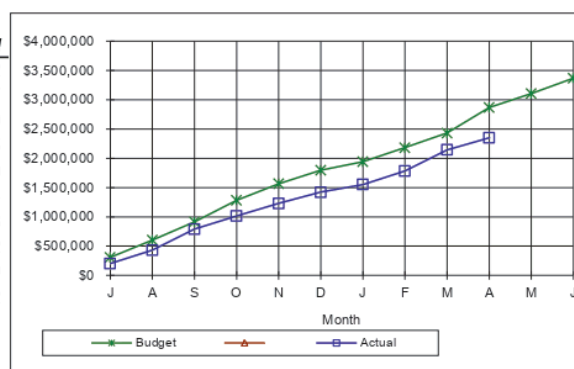
0440-2227- Aerodrome Maintenance/Operations

| Month | Budget | Actual |
|-------|-----------|-----------|
| J | \$3,666 | \$23,451 |
| A | \$14,135 | \$37,036 |
| S | \$16,446 | \$56,818 |
| O | \$31,753 | \$65,979 |
| N | \$43,633 | \$86,193 |
| D | \$48,001 | \$93,429 |
| J | \$76,373 | \$100,109 |
| F | \$89,788 | \$106,649 |
| M | \$124,891 | \$115,708 |
| A | \$138,181 | \$128,968 |
| M | \$152,420 | |
| J | \$160,000 | |



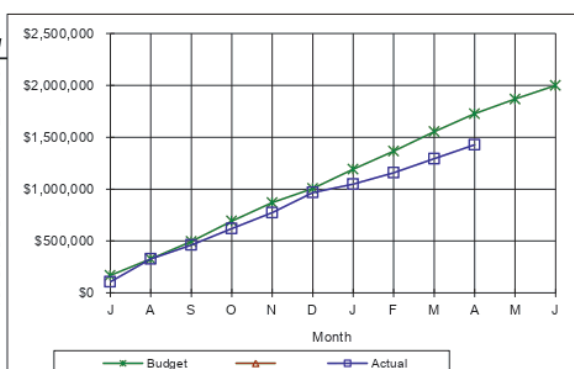
450-1810 Plant Oncosts/Plant Hire

| Month | Budget | Actual |
|-------|-------------|-------------|
| J | \$307,458 | \$205,252 |
| A | \$603,733 | \$433,377 |
| S | \$916,124 | \$791,389 |
| O | \$1,285,706 | \$1,015,665 |
| N | \$1,565,671 | \$1,228,840 |
| D | \$1,796,086 | \$1,422,104 |
| J | \$1,941,943 | \$1,553,296 |
| F | \$2,182,073 | \$1,782,772 |
| M | \$2,432,338 | \$2,146,329 |
| A | \$2,869,231 | \$2,352,312 |
| M | \$3,107,928 | |
| J | \$3,368,000 | |



0450-2219- Plant Maintenance/Operations

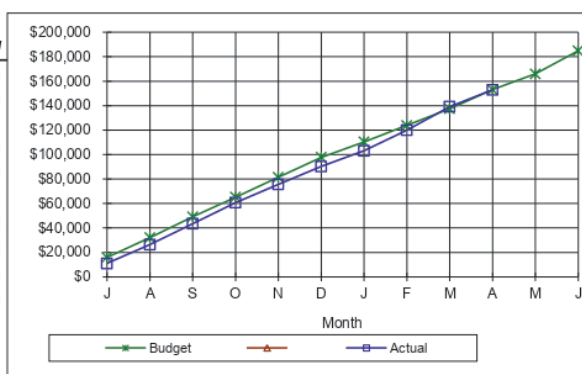
| Month | Budget | Actual |
|-------|-------------|-------------|
| J | \$168,614 | \$107,828 |
| A | \$326,426 | \$328,847 |
| S | \$496,273 | \$462,330 |
| O | \$692,364 | \$619,948 |
| N | \$869,290 | \$773,098 |
| D | \$1,005,964 | \$967,673 |
| J | \$1,192,349 | \$1,049,195 |
| F | \$1,366,630 | \$1,158,742 |
| M | \$1,554,396 | \$1,294,645 |
| A | \$1,727,505 | \$1,428,402 |
| M | \$1,868,038 | |
| J | \$2,000,000 | |



Balonne Shire Council as at 30 April 2019 Maintenance/Operations

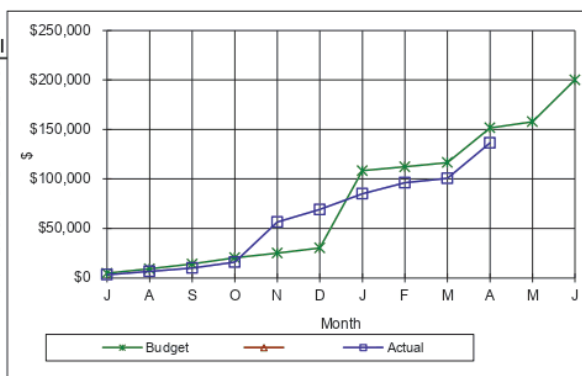
0505-2227- Libraries - Maintenance/Operations

| Month | Budget | Actual |
|-------|-----------|-----------|
| J | \$15,846 | \$11,006 |
| A | \$32,088 | \$26,310 |
| S | \$49,121 | \$43,404 |
| O | \$65,185 | \$60,678 |
| N | \$81,544 | \$75,710 |
| D | \$97,762 | \$90,276 |
| J | \$110,307 | \$103,049 |
| F | \$123,864 | \$119,959 |
| M | \$137,490 | \$139,076 |
| A | \$153,141 | \$153,000 |
| M | \$165,968 | |
| J | \$185,000 | |



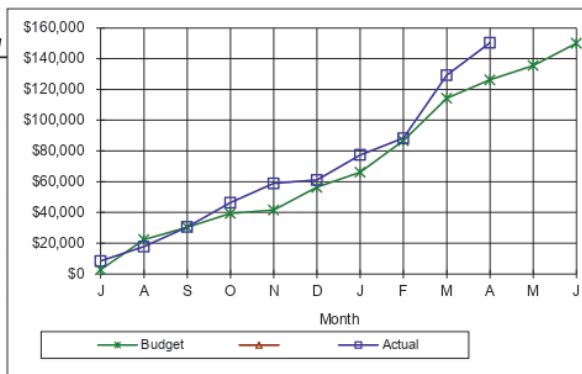
0510-1710- Housing - Rent Revenue

| Month | Budget | Actual |
|-------|-----------|-----------|
| J | \$4,737 | \$3,308 |
| A | \$9,197 | \$6,516 |
| S | \$14,084 | \$10,105 |
| O | \$20,433 | \$15,907 |
| N | \$25,159 | \$56,365 |
| D | \$30,385 | \$69,082 |
| J | \$108,310 | \$85,048 |
| F | \$112,260 | \$96,103 |
| M | \$116,574 | \$100,704 |
| A | \$151,560 | \$136,377 |
| M | \$157,820 | |
| J | \$200,000 | |



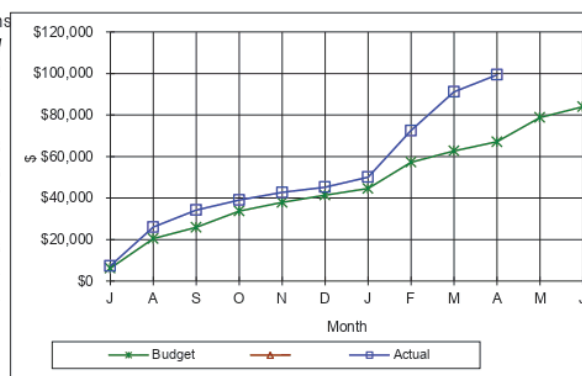
0510-2227- Housing - Maintenance/Operations

| Month | Budget | Actual |
|-------|-----------|-----------|
| J | \$2,802 | \$8,458 |
| A | \$22,312 | \$17,807 |
| S | \$30,404 | \$30,608 |
| O | \$39,341 | \$46,394 |
| N | \$41,518 | \$58,902 |
| D | \$56,397 | \$61,040 |
| J | \$66,124 | \$77,404 |
| F | \$86,749 | \$88,343 |
| M | \$114,317 | \$129,314 |
| A | \$126,282 | \$150,398 |
| M | \$135,549 | |
| J | \$150,000 | |



0520-2227- Sport & Rec - Maintenance/Operations

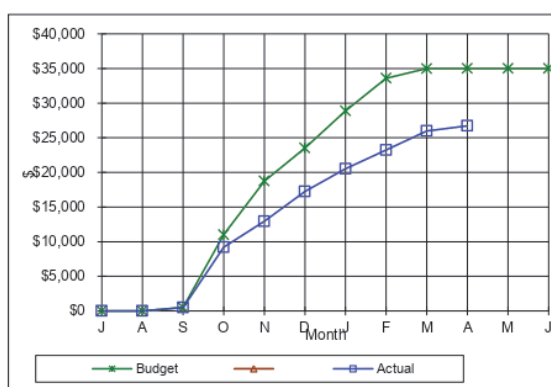
| Month | Budget | Actual |
|-------|----------|----------|
| J | \$6,241 | \$7,252 |
| A | \$20,445 | \$25,987 |
| S | \$25,924 | \$34,191 |
| O | \$33,720 | \$39,068 |
| N | \$37,913 | \$42,703 |
| D | \$41,395 | \$45,277 |
| J | \$44,654 | \$50,101 |
| F | \$57,285 | \$72,543 |
| M | \$62,724 | \$91,234 |
| A | \$67,136 | \$99,414 |
| M | \$78,850 | |
| J | \$84,000 | |



Balonne Shire Council as at 30 April 2019 Maintenance/Operations

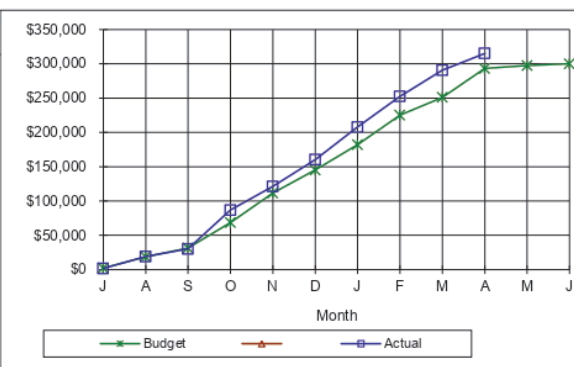
0521-1305- Swimming Pools Hire Charges

| Month | Budget | Actual |
|-------|----------|----------|
| J | \$0 | \$0 |
| A | \$0 | \$0 |
| S | \$502 | \$500 |
| O | \$11,017 | \$9,190 |
| N | \$18,748 | \$12,937 |
| D | \$23,525 | \$17,237 |
| J | \$28,886 | \$20,518 |
| F | \$33,588 | \$23,218 |
| M | \$34,984 | \$25,985 |
| A | \$35,000 | \$26,728 |
| M | \$35,000 | |
| J | \$35,000 | |



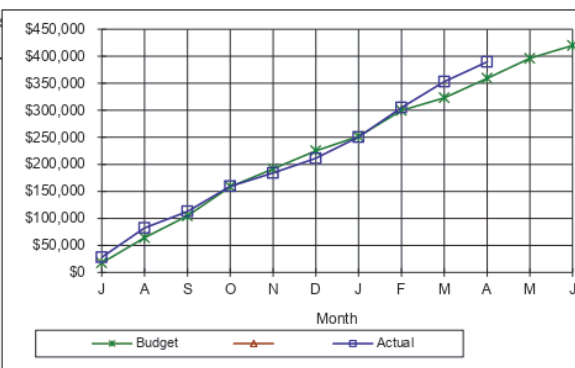
0521-2227- Swimming Pools Maintenance/Operations

| Month | Budget | Actual |
|-------|-----------|-----------|
| J | \$2,262 | \$1,786 |
| A | \$18,814 | \$19,083 |
| S | \$31,438 | \$30,191 |
| O | \$68,510 | \$86,783 |
| N | \$111,809 | \$121,180 |
| D | \$145,209 | \$160,438 |
| J | \$182,156 | \$207,864 |
| F | \$225,127 | \$252,628 |
| M | \$251,076 | \$290,782 |
| A | \$293,346 | \$315,102 |
| M | \$297,520 | |
| J | \$300,000 | |



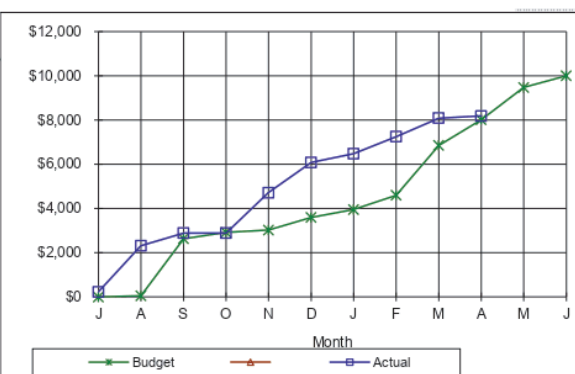
0530-2227- Park/Gardens Maintenance/Operations

| Month | Budget | Actual |
|-------|-----------|-----------|
| J | \$17,634 | \$27,909 |
| A | \$64,211 | \$82,122 |
| S | \$104,465 | \$112,874 |
| O | \$158,533 | \$159,474 |
| N | \$191,840 | \$184,049 |
| D | \$225,181 | \$210,974 |
| J | \$251,466 | \$250,473 |
| F | \$299,517 | \$305,091 |
| M | \$323,122 | \$352,923 |
| A | \$359,214 | \$389,511 |
| M | \$396,103 | |
| J | \$420,000 | |



0535-1305- Halls/Civic Centre Hire Charges

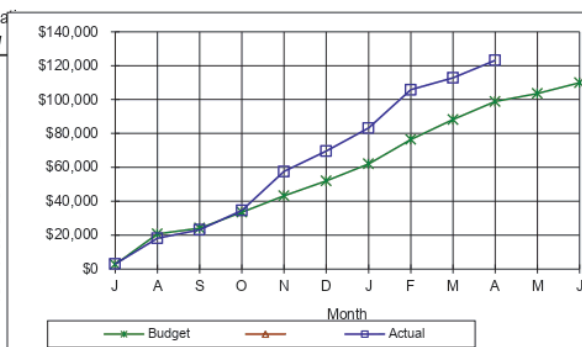
| Month | Budget | Actual |
|-------|----------|---------|
| J | \$0 | \$233 |
| A | \$53 | \$2,316 |
| S | \$2,638 | \$2,889 |
| O | \$2,923 | \$2,889 |
| N | \$3,029 | \$4,720 |
| D | \$3,601 | \$6,084 |
| J | \$3,956 | \$6,486 |
| F | \$4,600 | \$7,250 |
| M | \$6,855 | \$8,089 |
| A | \$8,019 | \$8,185 |
| M | \$9,476 | |
| J | \$10,000 | |



Balonne Shire Council as at 30 April 2019 Maintenance/Operations

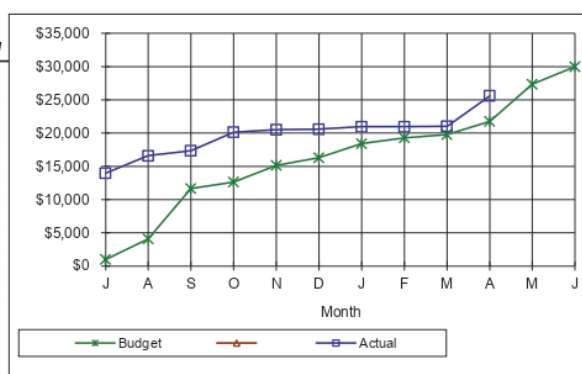
0535-2227- Halls/Civic Centre Maintenance/Operations

| Month | Budget | Actual |
|-------|-----------|-----------|
| J | \$2,614 | \$2,974 |
| A | \$20,738 | \$18,094 |
| S | \$24,109 | \$23,198 |
| O | \$33,485 | \$34,510 |
| N | \$43,201 | \$57,517 |
| D | \$51,953 | \$69,616 |
| J | \$62,004 | \$83,166 |
| F | \$76,471 | \$105,778 |
| M | \$88,194 | \$112,807 |
| A | \$98,837 | \$123,212 |
| M | \$103,554 | |
| J | \$110,000 | |



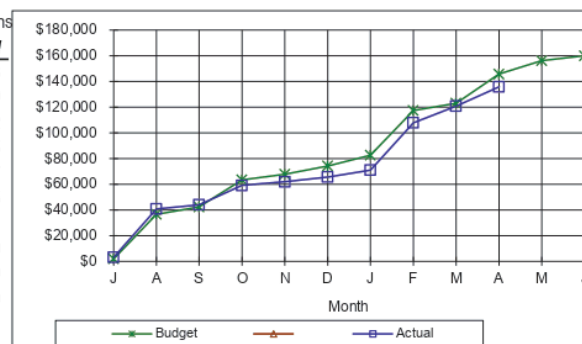
0555-1305- Showground Hire Charges

| Month | Budget | Actual |
|-------|----------|----------|
| J | \$988 | \$13,979 |
| A | \$4,070 | \$16,594 |
| S | \$11,638 | \$17,353 |
| O | \$12,634 | \$20,127 |
| N | \$15,141 | \$20,500 |
| D | \$16,294 | \$20,596 |
| J | \$18,416 | \$20,964 |
| F | \$19,283 | \$20,964 |
| M | \$19,785 | \$21,012 |
| A | \$21,745 | \$25,594 |
| M | \$27,356 | |
| J | \$30,000 | |



0555-2227- Showgrounds Maintenance/Operations

| Month | Budget | Actual |
|-------|-----------|-----------|
| J | \$1,947 | \$3,013 |
| A | \$36,622 | \$40,779 |
| S | \$42,298 | \$43,952 |
| O | \$63,338 | \$59,075 |
| N | \$67,729 | \$61,917 |
| D | \$74,180 | \$65,625 |
| J | \$82,485 | \$70,981 |
| F | \$117,358 | \$107,780 |
| M | \$123,041 | \$120,729 |
| A | \$145,695 | \$135,759 |
| M | \$156,130 | |
| J | \$160,000 | |



0605-2227- Urban Animal Control - Maintenance/Operations

| Month | Budget | Actual |
|-------|-----------|-----------|
| J | \$11,307 | \$9,639 |
| A | \$26,028 | \$25,956 |
| S | \$39,105 | \$44,509 |
| O | \$55,411 | \$60,555 |
| N | \$69,464 | \$73,403 |
| D | \$82,293 | \$93,559 |
| J | \$91,985 | \$109,224 |
| F | \$109,348 | \$125,868 |
| M | \$132,916 | \$154,547 |
| A | \$151,707 | \$177,925 |
| M | \$166,320 | |
| J | \$185,000 | |



Balonne Shire Council as at 30 April 2019 Maintenance/Operations

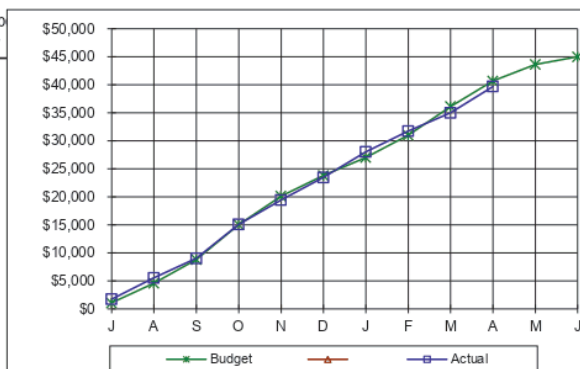
0615-2227- Cemetery Maintenance/Operations

| Month | Budget | Actual |
|-------|----------|----------|
| J | \$5,411 | \$6,757 |
| A | \$13,789 | \$15,208 |
| S | \$24,684 | \$19,735 |
| O | \$39,675 | \$25,637 |
| N | \$49,109 | \$29,116 |
| D | \$54,588 | \$32,893 |
| J | \$57,246 | \$38,729 |
| F | \$61,037 | \$47,552 |
| M | \$66,567 | \$50,376 |
| A | \$74,283 | \$56,879 |
| M | \$79,482 | |
| J | \$90,000 | |



0625-2227- Public Conveniences Maintenance/Op

| Month | Budget | Actual |
|-------|----------|----------|
| J | \$1,090 | \$1,764 |
| A | \$4,592 | \$5,579 |
| S | \$8,839 | \$9,048 |
| O | \$15,065 | \$15,086 |
| N | \$20,166 | \$19,450 |
| D | \$23,837 | \$23,487 |
| J | \$27,026 | \$28,031 |
| F | \$31,035 | \$31,748 |
| M | \$36,140 | \$35,016 |
| A | \$40,687 | \$39,712 |
| M | \$43,633 | |
| J | \$45,000 | |



0635-2214- Natural Environment - Maintenance/O

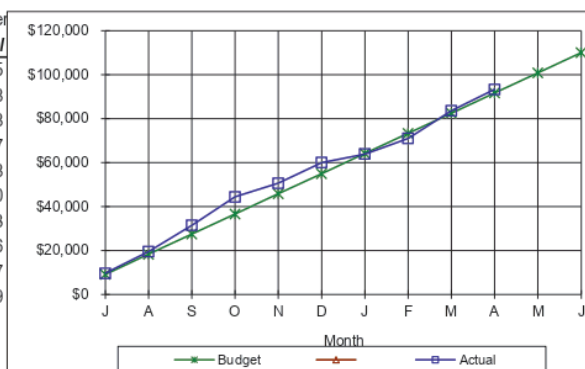
| Month | Budget | Actual |
|-------|----------|----------|
| J | \$0 | \$2,799 |
| A | \$7,207 | \$7,730 |
| S | \$9,421 | \$8,934 |
| O | \$12,706 | \$12,616 |
| N | \$17,783 | \$12,632 |
| D | \$22,949 | \$15,767 |
| J | \$27,052 | \$18,216 |
| F | \$30,063 | \$21,397 |
| M | \$33,894 | \$27,730 |
| A | \$37,737 | \$31,310 |
| M | \$45,243 | |
| J | \$50,000 | |



Balonne Shire Council as at 30 April 2019 Maintenance/Operations

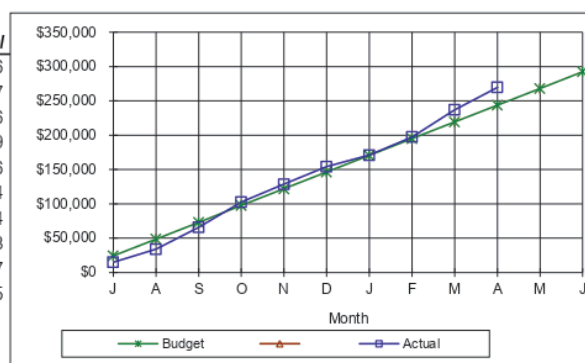
0640-2227- Health Inspection - Maintenance/Operations

| Month | Budget | Actual |
|-------|-----------|----------|
| J | \$9,167 | \$9,685 |
| A | \$18,333 | \$19,498 |
| S | \$27,500 | \$31,528 |
| O | \$36,667 | \$44,397 |
| N | \$45,833 | \$50,608 |
| D | \$55,000 | \$60,050 |
| J | \$64,167 | \$63,903 |
| F | \$73,333 | \$71,016 |
| M | \$82,500 | \$83,647 |
| A | \$91,667 | \$93,329 |
| M | \$100,833 | |
| J | \$110,000 | |



0655-2214- Rural Services Operations

| Month | Budget | Actual |
|-------|-----------|-----------|
| J | \$24,375 | \$14,986 |
| A | \$48,750 | \$33,957 |
| S | \$73,125 | \$65,966 |
| O | \$97,500 | \$102,449 |
| N | \$121,875 | \$128,636 |
| D | \$146,250 | \$154,124 |
| J | \$170,625 | \$170,964 |
| F | \$195,000 | \$197,408 |
| M | \$219,375 | \$236,867 |
| A | \$243,750 | \$269,715 |
| M | \$268,125 | |
| J | \$292,500 | |



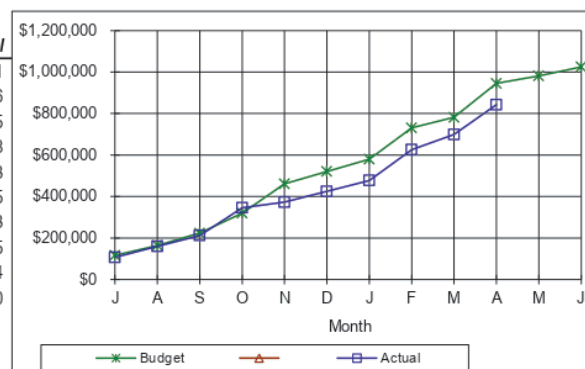
4410-2227- Sewerage Maintenance/Operations

| Month | Budget | Actual |
|-------|-----------|-----------|
| J | \$29,167 | \$15,260 |
| A | \$58,333 | \$34,362 |
| S | \$87,500 | \$55,053 |
| O | \$116,667 | \$101,370 |
| N | \$145,833 | \$122,903 |
| D | \$175,000 | \$144,716 |
| J | \$204,167 | \$207,792 |
| F | \$233,333 | \$235,811 |
| M | \$262,500 | \$258,981 |
| A | \$291,667 | \$294,537 |
| M | \$320,833 | |
| J | \$350,000 | |



5410-2227- Water Maintenance/Operations

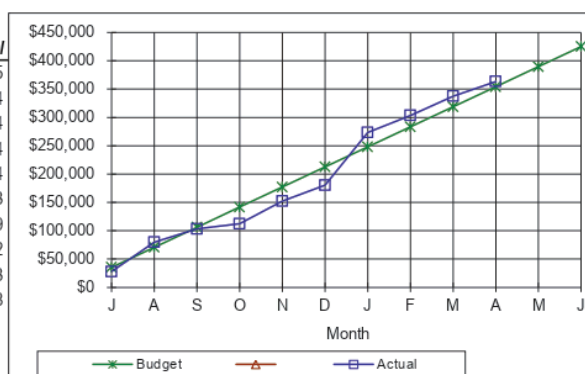
| Month | Budget | Actual |
|-------|-------------|-----------|
| J | \$116,685 | \$107,371 |
| A | \$164,478 | \$159,906 |
| S | \$224,158 | \$212,775 |
| O | \$319,937 | \$345,738 |
| N | \$460,999 | \$373,733 |
| D | \$520,913 | \$425,465 |
| J | \$579,853 | \$477,813 |
| F | \$730,863 | \$626,075 |
| M | \$781,716 | \$699,334 |
| A | \$945,098 | \$842,890 |
| M | \$981,410 | |
| J | \$1,025,000 | |



Balonne Shire Council as at 30 April 2019 Maintenance/Operations

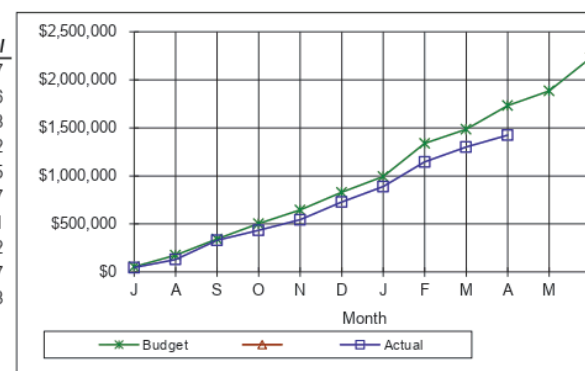
6430-2216- Landfill Maintenance

| Month | Budget | Actual |
|-------|-----------|-----------|
| J | \$35,417 | \$27,795 |
| A | \$70,833 | \$79,664 |
| S | \$106,250 | \$103,324 |
| O | \$141,667 | \$112,274 |
| N | \$177,083 | \$152,434 |
| D | \$212,500 | \$180,483 |
| J | \$247,917 | \$273,399 |
| F | \$283,333 | \$303,572 |
| M | \$318,750 | \$337,653 |
| A | \$354,167 | \$363,428 |
| M | \$389,583 | |
| J | \$425,000 | |



0725-2214- RMPC

| Month | Budget | Actual |
|-------|-------------|-------------|
| J | \$54,546 | \$45,277 |
| A | \$174,791 | \$130,066 |
| S | \$343,052 | \$330,308 |
| O | \$502,767 | \$433,552 |
| N | \$645,399 | \$542,655 |
| D | \$829,243 | \$728,487 |
| J | \$993,800 | \$890,071 |
| F | \$1,338,210 | \$1,145,902 |
| M | \$1,487,112 | \$1,301,187 |
| A | \$1,732,501 | \$1,425,578 |
| M | \$1,885,112 | |
| J | \$2,229,000 | |



Balonne Shire Council as at 30 April 2019 Capital Expenditure

410 - 4933 Roads

| Month | Orig.Budget | Actual |
|-------|-------------|-------------|
| J | \$147,301 | \$126,600 |
| A | \$294,602 | \$577,541 |
| S | \$441,903 | \$818,824 |
| O | \$589,204 | \$1,246,309 |
| N | \$736,505 | \$1,422,432 |
| D | \$883,806 | \$1,570,284 |
| J | \$1,031,107 | \$1,823,448 |
| F | \$1,178,408 | \$1,892,533 |
| M | \$1,325,709 | \$1,953,335 |
| A | \$1,473,010 | \$807,782 |
| M | \$1,620,311 | |
| J | \$1,767,612 | |



415 - 4933 Streets

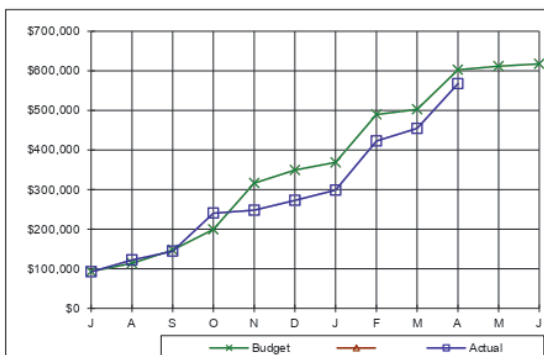
| Month | Budget | Actual |
|-------|-----------|-----------|
| J | \$67,750 | \$13,802 |
| A | \$135,500 | \$112,584 |
| S | \$203,250 | \$154,880 |
| O | \$271,000 | \$168,908 |
| N | \$338,750 | \$261,740 |
| D | \$406,500 | \$340,065 |
| J | \$474,250 | \$357,704 |
| F | \$542,000 | \$408,798 |
| M | \$609,750 | \$554,585 |
| A | \$677,500 | \$500,873 |
| M | \$745,250 | |
| J | \$813,000 | |



Balonne Shire Council as at 30 April 2019 Water Maintenance/Operations

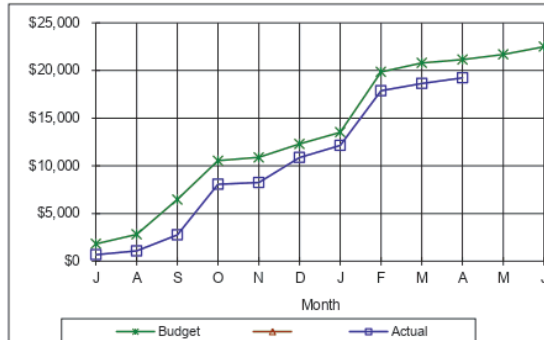
5410-2227-1000 St George Riverwater Maintenance/Operations

| Month | Budget | Actual |
|-------|-----------|-----------|
| J | \$93,208 | \$92,481 |
| A | \$113,588 | \$122,041 |
| S | \$147,489 | \$143,994 |
| O | \$199,283 | \$240,487 |
| N | \$316,465 | \$247,859 |
| D | \$348,943 | \$272,778 |
| J | \$368,530 | \$298,397 |
| F | \$489,486 | \$422,439 |
| M | \$502,390 | \$454,149 |
| A | \$602,277 | \$567,209 |
| M | \$611,619 | |
| J | \$617,500 | |



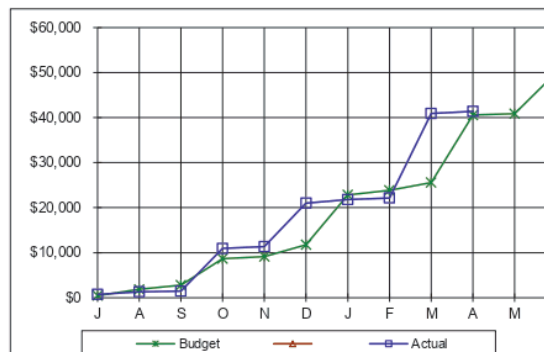
5410-2227-2000 Thallon Water Maintenance/Operations

| Month | Budget | Actual |
|-------|----------|----------|
| J | \$1,818 | \$691 |
| A | \$2,825 | \$1,076 |
| S | \$6,466 | \$2,766 |
| O | \$10,536 | \$8,075 |
| N | \$10,888 | \$8,249 |
| D | \$12,301 | \$10,867 |
| J | \$13,524 | \$12,131 |
| F | \$19,853 | \$17,875 |
| M | \$20,792 | \$18,638 |
| A | \$21,146 | \$19,227 |
| M | \$21,683 | |
| J | \$22,500 | |



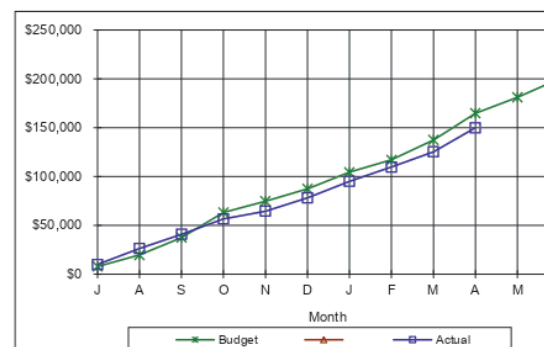
5410-2227-3000 Mungindi Water Maintenance/Operations

| Month | Budget | Actual |
|-------|----------|----------|
| J | \$440 | \$710 |
| A | \$1,854 | \$1,285 |
| S | \$2,771 | \$1,479 |
| O | \$8,666 | \$10,918 |
| N | \$9,129 | \$11,360 |
| D | \$11,729 | \$21,001 |
| J | \$22,814 | \$21,806 |
| F | \$23,855 | \$22,151 |
| M | \$25,583 | \$40,903 |
| A | \$40,546 | \$41,379 |
| M | \$40,836 | |
| J | \$50,000 | |



5410-2227-4000 Diranbandi Water Maintenance/Operations

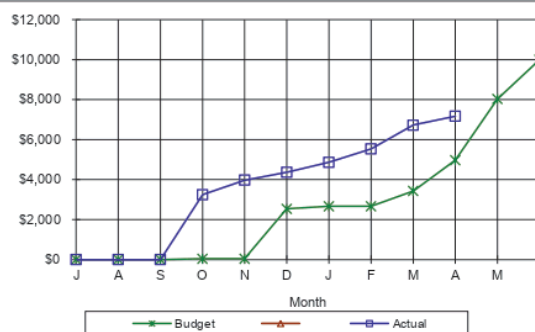
| Month | Budget | Actuals |
|-------|-----------|-----------|
| J | \$7,917 | \$9,963 |
| A | \$19,768 | \$26,411 |
| S | \$37,566 | \$40,863 |
| O | \$63,266 | \$56,740 |
| N | \$74,732 | \$64,647 |
| D | \$87,512 | \$78,270 |
| J | \$104,416 | \$95,120 |
| F | \$117,039 | \$109,695 |
| M | \$137,519 | \$125,448 |
| A | \$164,824 | \$149,972 |
| M | \$181,109 | |
| J | \$200,000 | |



Balonne Shire Council as at 30 April 2019 Water Maintenance/Operations

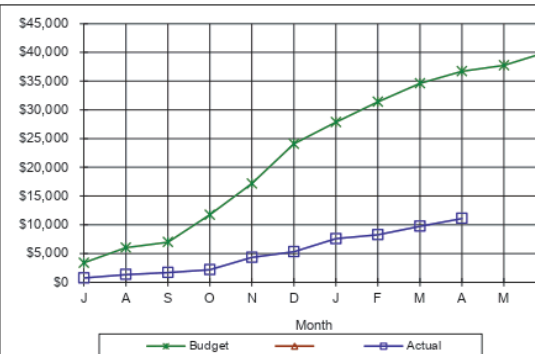
5410-2227-5000 Hebel Water Maintenance/Operations

| Month | Budget | Actual |
|-------|----------|---------|
| J | \$0 | \$0 |
| A | \$0 | \$0 |
| S | \$0 | \$0 |
| O | \$42 | \$3,241 |
| N | \$42 | \$3,971 |
| D | \$2,537 | \$4,365 |
| J | \$2,665 | \$4,870 |
| F | \$2,665 | \$5,537 |
| M | \$3,432 | \$6,723 |
| A | \$4,972 | \$7,171 |
| M | \$8,032 | |
| J | \$10,000 | |



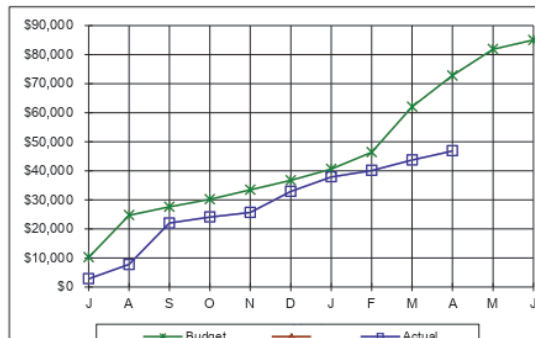
5410-2227-6000 Bollon Water Maintenance/Operations

| Month | Budget | Actual |
|-------|----------|----------|
| J | \$3,384 | \$731 |
| A | \$6,016 | \$1,340 |
| S | \$6,977 | \$1,668 |
| O | \$11,743 | \$2,177 |
| N | \$17,162 | \$4,329 |
| D | \$24,079 | \$5,292 |
| J | \$27,862 | \$7,585 |
| F | \$31,402 | \$8,266 |
| M | \$34,600 | \$9,747 |
| A | \$36,721 | \$11,089 |
| M | \$37,723 | |
| J | \$40,000 | |



5410-2227-7000 St George Bore Maintenance/Operations

| Month | Budget | Actual |
|-------|----------|----------|
| J | \$10,206 | \$2,794 |
| A | \$24,714 | \$7,753 |
| S | \$27,617 | \$22,004 |
| O | \$30,170 | \$24,100 |
| N | \$33,452 | \$25,648 |
| D | \$36,729 | \$32,891 |
| J | \$40,597 | \$37,905 |
| F | \$46,409 | \$40,112 |
| M | \$62,047 | \$43,726 |
| A | \$72,807 | \$46,844 |
| M | \$81,875 | |
| J | \$85,000 | |





Total Job Costs - Balonne Shire Council

Accounts - 0001-0001-0000 to 0001-5301-0000. 85% of year elapsed.

User: TLEE

Financial Year Ending 2019

Version: 2019.3.15.1

| Job No | Description | Previous Years | | This Year | | Current Periods | | Committed | | Total | | Estimates | | |
|-----------|------------------------------|----------------|------|------------|------|-----------------|------|-----------|------|------------|------|-----------|------------------|---------|
| | | Exp | %Est | Exp | %Est | Exp | %Est | Exp | %Est | Exp | %Est | Original | Current % Change | Next Yr |
| 0001-1038 | WAGOO ROAD | | | 122,137.47 | | | | | | 122,137.47 | | | | |
| 0001-1040 | WARRIE ROAD | | | 19,370.19 | | | | | | 19,370.19 | | | | |
| 0001-1041 | TALWOOD-MUNGINDI ROAD | | | 7,217.62 | | | | | | 7,217.62 | | | | |
| 0001-1042 | WHYENBAH ROAD | | | 19,812.10 | | 285.12 | | | | 20,097.22 | | | | |
| 0001-1043 | HOLLYMOUNT RD | | | 30,833.71 | | | | | | 30,833.71 | | | | |
| 0001-1044 | YILGANGANDI ROAD | | | 8,668.85 | | | | | | 8,668.85 | | | | |
| 0001-1045 | RIMMER ROAD | | | 567.65 | | | | | | 567.65 | | | | |
| 0001-1046 | THURAGGIE ROAD | | | 9,138.26 | | | | | | 9,138.26 | | | | |
| 0001-1047 | WONOLGA ROAD | | | 12,208.84 | | | | | | 12,208.84 | | | | |
| 0001-1050 | EUMERELLA SOUTH ROAD | | | 16,022.75 | | | | | | 16,022.75 | | | | |
| 0001-1052 | IAN PAUL ROAD | | | 4,074.47 | | | | | | 4,074.47 | | | | |
| 0001-1055 | PALTRIDGE ROAD | | | 2,811.36 | | | | | | 2,811.36 | | | | |
| 0001-1056 | BINDLE ROAD | | | 5,031.01 | | | | | | 5,031.01 | | | | |
| 0001-1057 | LOCHNAGAR ROAD | | | 574.98 | | | | | | 574.98 | | | | |
| 0001-1064 | ST GEORGE-NOONDOO ROAD | | | 18,014.24 | | | | | | 18,014.24 | | | | |
| 0001-1067 | RIVERVIEW ROAD | | | 393.20 | | | | | | 393.20 | | | | |
| 0001-2003 | DIAMOND TANK ROAD | | | 57,685.55 | | 792.80 | | | | 58,478.35 | | | | |
| 0001-2004 | CUBBIE ROAD | | | 75,345.72 | | | | | | 75,345.72 | | | | |
| 0001-2005 | DAVIRTON ROAD | | | 63,244.68 | | | | | | 63,244.68 | | | | |
| 0001-2006 | DENHOLM ROAD | | | 7,005.99 | | | | | | 7,005.99 | | | | |
| 0001-2008 | HABNAREY ROAD | | | 719.11 | | | | | | 719.11 | | | | |
| 0001-2012 | KOOMALAH ROAD | | | 52,109.68 | | 556.35 | | | | 52,666.03 | | | | |
| 0001-2014 | MINNUM ROAD | | | 1,026.22 | | | | | | 1,026.22 | | | | |
| 0001-2016 | NARINE ROAD | | | 10,845.52 | | | | | | 10,845.52 | | | | |
| 0001-2019 | NULKY ROAD | | | 9,509.42 | | | | | | 9,509.42 | | | | |
| 0001-2020 | OLD WOOLERBILLA ROAD | | | 7,114.79 | | | | | | 7,114.79 | | | | |
| 0001-2021 | OPENBAH ROAD | | | 42,480.48 | | | | | | 42,480.48 | | | | |
| 0001-2022 | WOOLERBILLA ROAD | | | 4,086.43 | | | | | | 4,086.43 | | | | |
| 0001-2050 | ABATTOIR ACCESS ROAD -DIRRAN | | | 4,452.47 | | | | | | 4,452.47 | | | | |
| 0001-3002 | BYRA ROAD | | | 14,560.27 | | | | | | 14,560.27 | | | | |
| 0001-3004 | CASHEL VALE ROAD | | | 104,634.91 | | | | | | 104,634.91 | | | | |
| 0001-3005 | CORACK ROAD | | | 52,664.84 | | | | | | 52,664.84 | | | | |
| 0001-3006 | CRESCENT VALE ROAD | | | 11,777.72 | | | | | | 11,777.72 | | | | |
| 0001-3007 | MIDDLE ROAD | | | 63,544.62 | | | | | | 63,544.62 | | | | |
| 0001-3008 | FERNLEE ROAD | | | 46,228.44 | | | | | | 46,228.44 | | | | |
| 0001-3010 | HONEYMAH LANE | | | 66,395.42 | | | | | | 66,395.42 | | | | |
| 0001-3011 | INGABY ROAD | | | 26,851.55 | | | | | | 26,851.55 | | | | |

Time : 2:44:16 PM

Page 2 of 3

Date: 6/05/2019



Total Job Costs - Balonne Shire Council

Accounts - 0001-0001-0000 to 0001-5301-0000. 85% of year elapsed.

User: TLEE

Financial Year Ending 2019

Version: 2019.3.15.1

| Job No | Description | Previous Years | | This Year | | Current Periods | | Committed | | Total | | Estimates | | |
|---------------------|-------------------------|----------------|------|--------------|------|-----------------|------|-----------|------|--------------|------|-----------|-----------|----------------|
| | | Exp | %Est | Exp | %Est | Exp | %Est | Exp | %Est | Exp | %Est | Original | Current % | Change Next Yr |
| 0001-3013 | KULKI ROAD | | | 38,247.28 | | | | | | 38,247.28 | | | | |
| 0001-3015 | MULGA DOWNS ROAD | | | 87,394.75 | | | | | | 87,394.75 | | | | |
| 0001-3016 | NARKOOLA ROAD | | | 132.68 | | | | | | 132.68 | | | | |
| 0001-3017 | NORTH KULKI ROAD | | | 4,487.20 | | | | | | 4,487.20 | | | | |
| 0001-3019 | POWRUNNA ROAD | | | 48,817.83 | | | | | | 48,817.83 | | | | |
| 0001-3021 | RUNNYMEDE ROAD | | | 557.04 | | | | | | 557.04 | | | | |
| 0001-3022 | RUTHERGLEN ROAD | | | 55,322.80 | | | | | | 55,322.80 | | | | |
| 0001-3023 | SUNSET VALLEY ROAD | | | 132.68 | | | | | | 132.68 | | | | |
| 0001-3025 | UNITY ROAD | | | 1,685.31 | | | | | | 1,685.31 | | | | |
| 0001-3026 | WOOLERINA ROAD | | | 52,003.81 | | | | | | 52,003.81 | | | | |
| 0001-3027 | LINK ROAD | | | 18,972.97 | | | | | | 18,972.97 | | | | |
| 0001-3028 | SECRET PLAINS ROAD | | | 68,079.01 | | | | | | 68,079.01 | | | | |
| 0001-4002 | BOLLON-DIRRANDI | | | 49,813.76 | | 185.88 | | | | 49,999.64 | | | | |
| 0001-4003 | JAKEL WAR-GOODDOGA ROAD | | | 310,672.05 | | | | | | 310,672.05 | | | | |
| 0001-4004 | MITCHELL-BOLLON ROAD | | | 20,766.21 | | | | | | 20,766.21 | | | | |
| Report Group Total: | | | | 2,780,442.30 | | 2,098.33 | | | | 2,782,540.63 | | | | |
| Grand Total: | | | | 2,780,442.30 | | 2,098.33 | | | | 2,782,540.63 | | | | |

Time : 2:44:16 PM

Page 3 of 3

Date: 6/05/2019

Balonne Shire Council

Financial Year Ending 2019

Printed(TLEE): 06-05-2019 2:45:48 PM

| ROAD NAME | ACT. | DESCRIPTION | JOB COSTS(\$) | MEAS.UP(Units) | MEAS.UP(\$) | PROFIT(\$) | PROFIT(%) |
|---------------------------|-------|--------------------------------|---------------|----------------|-------------|------------|-----------|
| ===== | ===== | ===== | ===== | ===== | ===== | ===== | ===== |
| 11 MUNGINDI/ST.GEORGE 24A | 101 | Edge Repair (Manual) | 3988.17 | 7.40 | 6475.00 | 2486.83 | 62.36 |
| | 103 | Edge Repair with Emulsion/Aggr | 14322.59 | 28.00 | 16800.00 | 2477.41 | 17.30 |
| | 105 | Pothole Patching (Premix) | 5237.98 | 3.66 | 5709.60 | 471.62 | 9.00 |
| | 106 | Pothole Patch with Emulsion Ag | 3270.61 | 5.00 | 4200.00 | 929.39 | 28.42 |
| | 111 | Surf.Correct.Premix (Mech) | 5922.74 | 8.40 | 5040.00 | -882.74 | -14.90 |
| | 112 | Surface Correct Emulsion Aggre | 12069.13 | 11.00 | 8580.00 | -3489.13 | -28.91 |
| | 121 | Crack Treatment (Emulsion/Agg) | 5036.12 | 5.50 | 4400.00 | -636.12 | -12.63 |
| | 143 | Pavement Repairs Grav Mech Min | 60686.03 | 474.00 | 52140.00 | -8546.03 | -14.08 |
| | 153 | Insitu-Stabilisation-Minor-Jet | 176448.19 | 1684.80 | 421200.00 | 244751.81 | 138.71 |
| | 216 | Heavy Shoulder Grading - Rural | 30272.58 | 6.60 | 29700.00 | -572.58 | -1.89 |
| | 323 | Repair Conc.Culvs,Pipes & Pits | 1533.83 | 1271.05 | 1271.05 | -262.78 | -17.13 |
| | 401 | Tractor Slashing - Rural | 7011.03 | 55.00 | 13750.00 | 6738.97 | 96.12 |
| | 405 | Clearing | 2012.32 | 2700.80 | 2700.80 | 688.48 | 34.21 |
| | 406 | Herb. Spot Spray-Dec. plants | 0.00 | 0.00 | 0.00 | 0.00 | |
| | 429 | Other Roadside Work | 3315.60 | 3006.60 | 3006.60 | -309.00 | -9.32 |
| | 440 | Rest Area Servicing | 7376.79 | 9705.19 | 9705.19 | 2328.40 | 31.56 |
| | 452 | Emergency Call Out Activities | 946.79 | 1053.00 | 1053.00 | 106.21 | 11.22 |
| | 502 | Repair Signs (ex Guide Signs) | 5212.07 | 18.00 | 8640.00 | 3427.93 | 65.77 |
| | 512 | Repair/Replace Guide Markers | 9581.10 | 121.00 | 9075.00 | -506.10 | -5.28 |
| | 903 | Inspection-Forward List Works | 448.62 | 0.00 | 0.00 | -448.62 | |
| | 970 | Ongoing Lic. Fee/Mtce Cost MMS | 0.00 | 0.00 | 0.00 | 0.00 | |
| | | | 354692.29 | 20165.00 | 603446.24 | 248753.95 | |
| 12 ST.GEORGE/SURAT 24B | 101 | Edge Repair (Manual) | 369.41 | 0.60 | 525.00 | 155.59 | 42.12 |
| | 103 | Edge Repair with Emulsion/Aggr | 14085.20 | 28.00 | 16800.00 | 2714.80 | 19.27 |
| | 105 | Pothole Patching (Premix) | 214.96 | 0.20 | 312.00 | 97.04 | 45.14 |
| | 111 | Surf.Correct.Premix (Mech) | 1518.24 | 0.50 | 300.00 | -1218.24 | -80.24 |
| | 112 | Surface Correct Emulsion Aggre | 16077.52 | 28.50 | 22230.00 | 6152.48 | 38.27 |
| | 143 | Pavement Repairs Grav Mech Min | 15846.37 | 261.40 | 28754.00 | 12907.63 | 81.45 |
| | 323 | Repair Conc.Culvs,Pipes & Pits | 3499.05 | 4006.63 | 4006.63 | 507.58 | 14.51 |
| | 401 | Tractor Slashing - Rural | 3839.75 | 31.00 | 7750.00 | 3910.25 | 101.84 |
| | 406 | Herb. Spot Spray-Dec. plants | 0.00 | 0.00 | 0.00 | 0.00 | |
| | 429 | Other Roadside Work | 893.54 | 1325.00 | 1325.00 | 431.46 | 48.29 |
| | 440 | Rest Area Servicing | 7449.43 | 12121.86 | 12121.86 | 4672.43 | 62.72 |
| | 502 | Repair Signs (ex Guide Signs) | 2880.58 | 7.00 | 3360.00 | 479.42 | 16.64 |
| | 512 | Repair/Replace Guide Markers | 2112.44 | 20.00 | 1500.00 | -612.44 | -28.99 |
| | | | 68786.49 | 17830.69 | 98984.49 | 30198.00 | |
| 13 TALWOOD/NINDIGULLY 31B | 101 | Edge Repair (Manual) | 4205.68 | 8.30 | 7262.50 | 3056.82 | 72.68 |
| | 103 | Edge Repair with Emulsion/Aggr | 8032.09 | 11.00 | 6600.00 | -1432.09 | -17.83 |
| | 106 | Pothole Patch with Emulsion Ag | 3090.69 | 6.00 | 5040.00 | 1949.31 | 63.07 |
| | 216 | Heavy Shoulder Grading - Rural | 53527.35 | 18.00 | 81000.00 | 27472.65 | 51.32 |
| | 429 | Other Roadside Work | 1690.43 | 1799.46 | 1799.46 | 109.03 | 6.45 |
| | 440 | Rest Area Servicing | 1307.01 | 1896.93 | 1896.93 | 589.92 | 45.14 |

Balonne Shire Council

Financial Year Ending 2019

Printed(TLEE): 06-05-2019 2:45:48 PM

| ROAD NAME | ACT. | DESCRIPTION | JOB COSTS(\$) | MEAS.UP(Units) | MEAS.UP(\$) | PROFIT(\$) | PROFIT(%) |
|-----------------------------------|------|--------------------------------|---------------|----------------|-------------|------------|-----------|
| ----- | ---- | ----- | ----- | ----- | ----- | ----- | ----- |
| | 502 | Repair Signs (ex Guide Signs) | 772.08 | 2.00 | 960.00 | 187.92 | 24.34 |
| | | | 72625.33 | 3741.69 | 104558.89 | 31933.56 | |
| 14 DALBY-ST.GEORGE MOONIE HWY 35A | 101 | Edge Repair (Manual) | 12979.15 | 22.65 | 19818.75 | 6839.60 | 52.70 |
| | 103 | Edge Repair with Emulsion/Aggr | 42297.54 | 71.50 | 42900.00 | 602.46 | 1.42 |
| | 112 | Surface Correct Emulsion Aggre | 6543.18 | 11.00 | 8580.00 | 2036.82 | 31.13 |
| | 121 | Crack Treatment (Emulsion/Agg) | 6786.06 | 15.00 | 12000.00 | 5213.94 | 76.83 |
| | 143 | Pavement Repairs Grav Mech Min | 1865.29 | 60.00 | 6600.00 | 4734.71 | 253.83 |
| | 401 | Tractor Slashing - Rural | 21791.69 | 160.00 | 40000.00 | 18208.31 | 83.56 |
| | 406 | Herb. Spot Spray-Dec. plants | 0.00 | 0.00 | 0.00 | 0.00 | |
| | 429 | Other Roadside Work | 2126.26 | 1686.80 | 1686.80 | -439.46 | -20.67 |
| | 440 | Rest Area Servicing | 31471.12 | 11572.81 | 11572.81 | -19898.31 | -63.23 |
| | 502 | Repair Signs (ex Guide Signs) | 2490.92 | 2.00 | 960.00 | -1530.92 | -61.46 |
| | 512 | Repair/Replace Guide Markers | 6341.94 | 145.00 | 10875.00 | 4533.06 | 71.48 |
| | 970 | Ongoing Lic. Fee/Mtce Cost MMS | 0.00 | 0.00 | 0.00 | 0.00 | |
| | | | 134693.15 | 13746.76 | 154993.36 | 20300.21 | |
| 15 ST.GEORGE/BOLLON 36A | 101 | Edge Repair (Manual) | 13403.75 | 22.90 | 20037.50 | 6633.75 | 49.49 |
| | 103 | Edge Repair with Emulsion/Aggr | 18508.50 | 40.30 | 24180.00 | 5671.50 | 30.64 |
| | 105 | Pothole Patching (Premix) | 4297.19 | 4.35 | 6786.00 | 2488.81 | 57.92 |
| | 106 | Pothole Patch with Emulsion Ag | 3181.08 | 5.50 | 4620.00 | 1438.92 | 45.23 |
| | 111 | Surf.Correct.Premix (Mech) | 759.16 | 1.85 | 1110.00 | 350.84 | 46.21 |
| | 112 | Surface Correct Emulsion Aggre | 2459.02 | 5.50 | 4290.00 | 1830.98 | 74.46 |
| | 143 | Pavement Repairs Grav Mech Min | 8990.72 | 190.00 | 20900.00 | 11909.28 | 132.46 |
| | 216 | Heavy Shoulder Grading - Rural | 114048.99 | 31.30 | 140850.00 | 26801.01 | 23.50 |
| | 323 | Repair Conc.Culvs,Pipes & Pits | 17452.65 | 18408.64 | 18408.64 | 955.99 | 5.48 |
| | 401 | Tractor Slashing - Rural | 503.62 | 3.00 | 750.00 | 246.38 | 48.92 |
| | 406 | Herb. Spot Spray-Dec. plants | 41092.00 | 0.38 | 36480.00 | -4612.00 | -11.22 |
| | 415 | RE-GRADE FIRE BRKS & WATER PTS | 9413.80 | 0.35 | 10500.00 | 1086.20 | 11.54 |
| | 429 | Other Roadside Work | 2891.52 | 3249.40 | 3249.40 | 357.88 | 12.38 |
| | 440 | Rest Area Servicing | 4148.35 | 6615.01 | 6615.01 | 2466.66 | 59.46 |
| | 502 | Repair Signs (ex Guide Signs) | 1427.76 | 5.00 | 2400.00 | 972.24 | 68.10 |
| | 512 | Repair/Replace Guide Markers | 6194.32 | 68.00 | 5100.00 | -1094.32 | -17.67 |
| | | | 248772.43 | 28651.48 | 306276.55 | 57504.12 | |
| 16 BOLLON/CUNNAMULLA 36B | 103 | Edge Repair with Emulsion/Aggr | 13674.65 | 22.00 | 13200.00 | -474.65 | -3.47 |
| | 139 | Other Bituminous Work | 0.00 | 0.00 | 0.00 | 0.00 | |
| | 405 | Clearing | 1008.33 | 1572.80 | 1572.80 | 564.47 | 55.98 |
| | 406 | Herb. Spot Spray-Dec. plants | 0.00 | 0.00 | 0.00 | 0.00 | |
| | 415 | RE-GRADE FIRE BRKS & WATER PTS | 9413.81 | 0.35 | 10500.00 | 1086.19 | 11.54 |
| | 429 | Other Roadside Work | 2458.61 | 3207.60 | 3207.60 | 748.99 | 30.46 |
| | | | 26555.40 | 4802.75 | 28480.40 | 1925.00 | |

Balonne Shire Council

Financial Year Ending 2019

Printed(TLEE): 06-05-2019 2:45:48 PM

| ROAD NAME | ACT. | DESCRIPTION | JOB COSTS(\$) | MEAS.UP(Units) | MEAS.UP(\$) | PROFIT(\$) | PROFIT(%) |
|-----------------------------------|------|--------------------------------|---------------|----------------|-------------|------------|-----------|
| 17 THE BORDER-CARNARVON HWY CONNE | 105 | Pothole Patching (Premix) | 183.71 | 0.16 | 249.60 | 65.89 | 35.87 |
| | 106 | Pothole Patch with Emulsion Ag | 794.85 | 5.50 | 4620.00 | 3825.15 | 481.24 |
| | | | 978.56 | 5.66 | 4869.60 | 3891.04 | |
| 19 MITCHELL/ST.GEORGE 355 | 101 | Edge Repair (Manual) | 18306.42 | 28.30 | 24762.50 | 6456.08 | 35.27 |
| | 103 | Edge Repair with Emulsion/Aggr | 36378.58 | 70.50 | 42300.00 | 5921.42 | 16.28 |
| | 106 | Pothole Patch with Emulsion Ag | 2882.05 | 5.50 | 4620.00 | 1737.95 | 60.30 |
| | 112 | Surface Correct Emulsion Aggre | 2748.49 | 5.50 | 4290.00 | 1541.51 | 56.09 |
| | 143 | Pavement Repairs Grav Mech Min | 28443.39 | 495.50 | 54505.00 | 26061.61 | 91.63 |
| | 405 | Clearing | 5473.82 | 0.00 | 0.00 | -5473.82 | |
| | 429 | Other Roadside Work | 1765.13 | 1905.00 | 1905.00 | 139.87 | 7.92 |
| | 502 | Repair Signs (ex Guide Signs) | 1216.18 | 5.00 | 2400.00 | 1183.82 | 97.34 |
| | 512 | Repair/Replace Guide Markers | 2293.27 | 50.00 | 3750.00 | 1456.73 | 63.52 |
| | | | 99507.33 | 2565.30 | 138532.50 | 39025.17 | |
| 21 ST.G-HEBEL CASTLEREAGH HWY 37A | 101 | Edge Repair (Manual) | 17235.21 | 20.30 | 17762.50 | 527.29 | 3.06 |
| | 103 | Edge Repair with Emulsion/Aggr | 20887.53 | 36.50 | 21900.00 | 1012.47 | 4.85 |
| | 105 | Pothole Patching (Premix) | 1823.61 | 1.00 | 1560.00 | -263.61 | -14.46 |
| | 111 | Surf.Correct.Premix (Mech) | 16252.23 | 23.60 | 14160.00 | -2092.23 | -12.87 |
| | 112 | Surface Correct Emulsion Aggre | 14985.52 | 22.00 | 17160.00 | 2174.48 | 14.51 |
| | 139 | Other Bituminous Work | 4450.09 | 9.75 | 9.75 | -4440.34 | -99.78 |
| | 143 | Pavement Repairs Grav Mech Min | 68261.15 | 1430.00 | 157300.00 | 89038.85 | 130.44 |
| | 153 | Insitu-Stabilisation-Minor-Jet | 180413.56 | 1098.60 | 274650.00 | 94236.44 | 52.23 |
| | 216 | Heavy Shoulder Grading - Rural | 29963.89 | 8.34 | 37530.00 | 7566.11 | 25.25 |
| | 323 | Repair Conc.Culvs,Pipes & Pits | 2010.73 | 2329.00 | 2329.00 | 318.27 | 15.83 |
| | 401 | Tractor Slashing - Rural | 9337.49 | 80.00 | 20000.00 | 10662.51 | 114.19 |
| | 405 | Clearing | 4019.22 | 2700.80 | 2700.80 | -1318.42 | -32.80 |
| | 406 | Herb. Spot Spray-Dec. plants | 0.00 | 0.00 | 0.00 | 0.00 | |
| | 407 | Herbicide Spraying | 11314.67 | 9300.00 | 25575.00 | 14260.33 | 126.03 |
| | 429 | Other Roadside Work | 3889.67 | 4114.53 | 4114.53 | 224.86 | 5.78 |
| | 440 | Rest Area Servicing | 9341.59 | 10656.70 | 10656.70 | 1315.11 | 14.08 |
| | 455 | Call outs required -norm.defct | 515.21 | 780.00 | 780.00 | 264.79 | 51.39 |
| | 502 | Repair Signs (ex Guide Signs) | 11722.47 | 31.00 | 14880.00 | 3157.53 | 26.94 |
| | 512 | Repair/Replace Guide Markers | 10633.99 | 211.00 | 15825.00 | 5191.01 | 48.82 |
| | 970 | Ongoing Lic. Fee/Mtce Cost MMS | 0.00 | 0.00 | 0.00 | 0.00 | |
| | | | 417057.83 | 32853.12 | 638893.28 | 221835.45 | |
| 22 NOONDOO/THALLON ROAD 3514 | 103 | Edge Repair with Emulsion/Aggr | 5869.23 | 11.00 | 6600.00 | 730.77 | 12.45 |
| | 112 | Surface Correct Emulsion Aggre | 0.00 | 0.00 | 0.00 | 0.00 | |
| | 121 | Crack Treatment (Emulsion/Agg) | 0.00 | 0.00 | 0.00 | 0.00 | |
| | 143 | Pavement Repairs Grav Mech Min | 0.00 | 0.00 | 0.00 | 0.00 | |
| | 401 | Tractor Slashing - Rural | 2009.83 | 44.00 | 11000.00 | 8990.17 | 447.31 |
| | 405 | Clearing | 2025.90 | 2700.80 | 2700.80 | 674.90 | 33.31 |
| | 407 | Herbicide Spraying | 3579.08 | 2700.00 | 7425.00 | 3845.92 | 107.46 |

Balonne Shire Council

Financial Year Ending 2019

Printed(TLEE): 06-05-2019 2:45:48 PM

| ROAD NAME | ACT. DESCRIPTION | JOB COSTS(\$) | MEAS.UP(Units) | MEAS.UP(\$) | PROFIT(\$) | PROFIT(%) |
|-----------|-------------------------------|---------------|----------------|-------------|------------|-----------|
| 502 | Repair Signs (ex Guide Signs) | 1314.22 | 5.00 | 2400.00 | 1085.78 | 82.62 |
| 512 | Repair/Replace Guide Markers | 1779.79 | 20.00 | 1500.00 | -279.79 | -15.72 |
| 903 | Inspection-Forward List Works | 267.30 | 0.00 | 0.00 | -267.30 | |
| | | 16845.35 | 5480.80 | 31625.80 | 14780.45 | |
| | Meas.Up Job Costs | 1434324.42 | | 2110661.11 | 676336.69 | 67.96 |
| | No Meas.Up Job Costs | 6189.74 | | | | |
| | Grand Totals | 1440514.16 | 129843.25 | 2110661.11 | 670146.95 | |

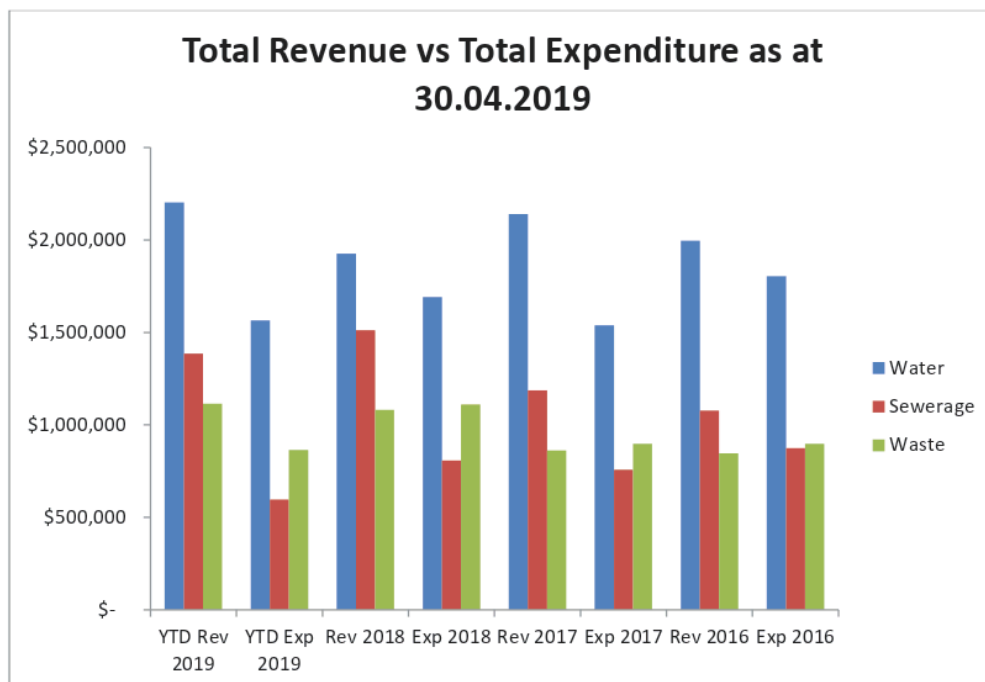
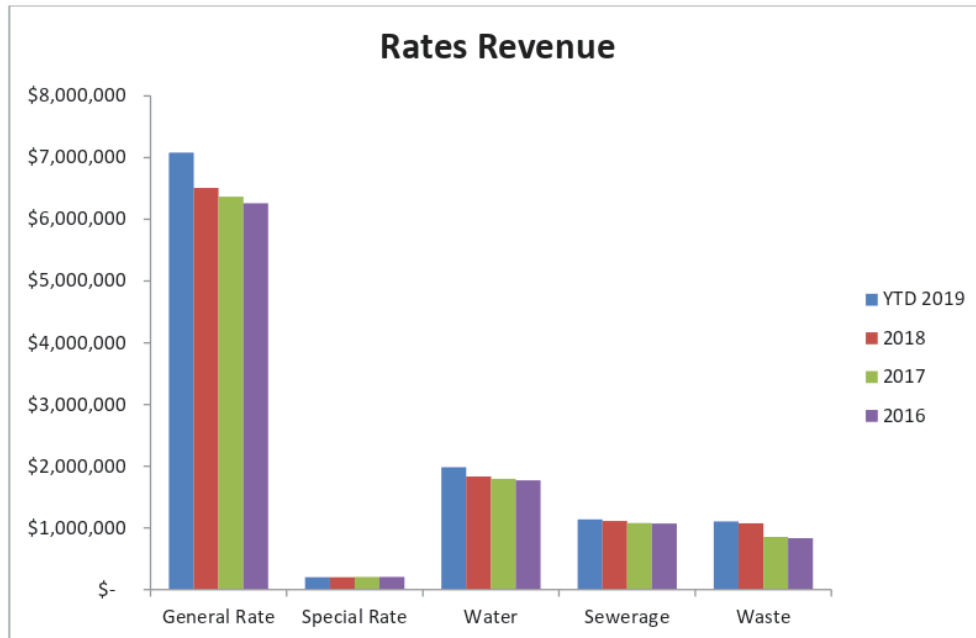
Balonne Shire Council - Concessional Hire as at 30/04/2019

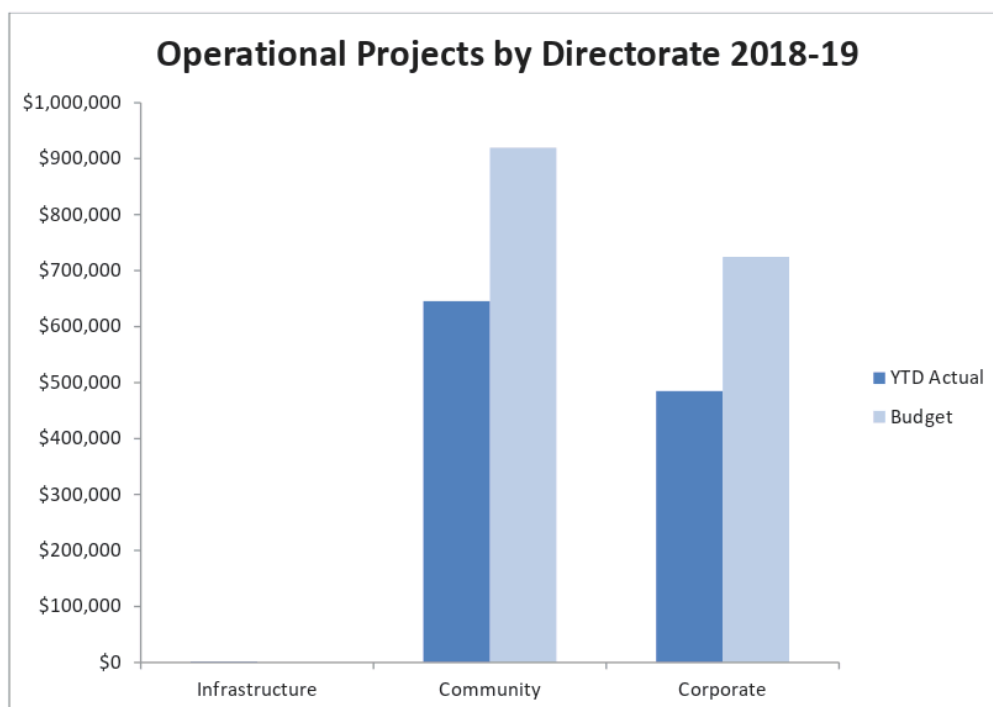
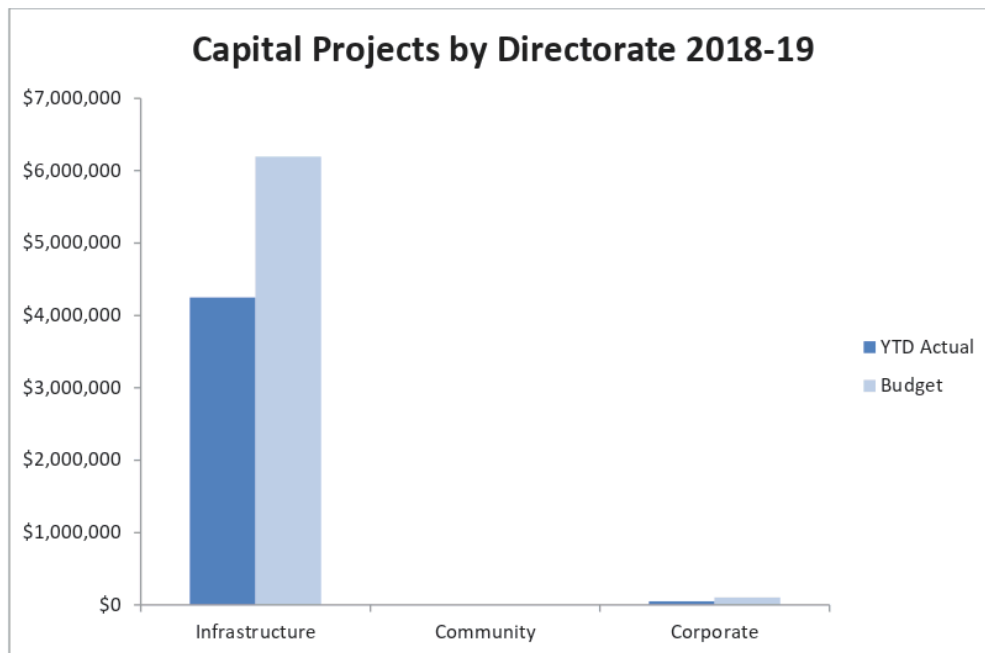
| Organisation | Summary | Amount |
|------------------------------------|------------------|-----------------|
| July Totals | No transactions | 0.00 |
| August Totals | No transactions | 0.00 |
| September Totals | No transactions | 0.00 |
| October Totals | No transactions | 0.00 |
| November Totals | No transactions | 0.00 |
| BALONNE SHIRE COUNCIL | HIRE FEES WAIVED | \$ 47.73 |
| BOLLON BRANCH ICPA | HIRE FEES WAIVED | \$ 95.45 |
| CARE BALONNE | HIRE FEES WAIVED | \$ 95.45 |
| CARE BALONNE | HIRE FEES WAIVED | \$ 95.45 |
| CARE OUTREACH LTD | HIRE FEES WAIVED | \$ 95.45 |
| COBB & CO HOTEL | HIRE FEES WAIVED | \$ 90.00 |
| COBB & CO HOTEL | HIRE FEES WAIVED | \$ 95.45 |
| DIRRANBANDI P-10 STATE SCHOOL | HIRE FEES WAIVED | \$ 95.45 |
| DIRRANBANDI PONY CLUB INC | HIRE FEES WAIVED | \$ 450.91 |
| ST.GEORGE ABORIGINAL HOUSING C | HIRE FEES WAIVED | \$ 95.45 |
| ST.GEORGE ABORIGINAL HOUSING C | HIRE FEES WAIVED | \$ 110.00 |
| THALLON PROGRESS ASSOCIATION | HIRE FEES WAIVED | \$ 414.00 |
| WARRAWEE AGED CARE FACILITY | HIRE FEES WAIVED | \$ 250.00 |
| CHERYL ELLERY | HIRE FEES WAIVED | \$ 50.00 |
| ST GEORGE RSL SUB BRANCH | HIRE FEES WAIVED | \$ 95.45 |
| ST GEORGE RSL SUB BRANCH | HIRE FEES WAIVED | \$ 32.73 |
| ST.GEORGE STATE HIGH SCHOOL | HIRE FEES WAIVED | \$ 190.91 |
| HEBEL CHRISTMAS TREE SUB COMMITTEE | HIRE FEES WAIVED | \$ 95.45 |
| LIONS CLUB OF ST GEORGE | HIRE FEES WAIVED | \$ 95.45 |
| ST GEORGE BRANCH ICPA | HIRE FEES WAIVED | \$ 477.27 |
| BALONNE SHIRE COUNCIL | HIRE FEES WAIVED | \$ 47.73 |
| BALONNE SHIRE COUNCIL | HIRE FEES WAIVED | \$ 47.73 |
| BALONNE SHIRE COUNCIL | HIRE FEES WAIVED | \$ 95.45 |
| BALONNE SHIRE COUNCIL | HIRE FEES WAIVED | \$ 47.73 |
| BALONNE SHIRE COUNCIL | HIRE FEES WAIVED | \$ 47.73 |
| BALONNE SHIRE COUNCIL | HIRE FEES WAIVED | \$ 95.45 |
| BALONNE SHIRE COUNCIL | HIRE FEES WAIVED | \$ 20.00 |
| BALONNE SHIRE COUNCIL | HIRE FEES WAIVED | \$ 76.32 |
| December Totals | | 3,546.23 |
| January Totals | No transactions | 0.00 |
| February Totals | No transactions | 0.00 |
| March Totals | No transactions | 0.00 |
| April Totals | No transactions | 0.00 |
| TOTAL | | 3,546.23 |

Balonne Shire Council -Donations as at 30/04/2019

| Date | Organisation | Summary | Amount |
|------------|--|---------------------------------|------------------|
| 27/07/2018 | St George Chinese Community Memorial Com | Sponsorship | 2,000.00 |
| 27/07/2018 | St George State High School | Donation - Awards night | 100.00 |
| | July Total | | 2,100.00 |
| 5/08/2018 | Queensland Health | Donation - Dental Van | 339.79 |
| 7/08/2018 | St George State High School | Donation - Show Team Uniforms | 200.00 |
| 20/08/2018 | St George Polocrosse Club | Sponsorship - 2018 Carnival | 200.00 |
| 22/08/2018 | Warawee | Donation - Senior Games | 200.40 |
| | August Total | | 940.19 |
| 5/09/2018 | Dirranbandi P-10 State School | Sponsorship | 200.00 |
| 7/09/2018 | Keep Queensland Beautiful Project | Queensland Tidy Town Nomination | 450.00 |
| 12/09/2018 | Queensland Cotton | Sponsorship | 200.00 |
| | September Total | | 940.19 |
| 26/10/2018 | Life Line Darling Downs & Sout | Donation | 500.00 |
| 26/10/2018 | St Patricks Fete Committee | Donation | 300.00 |
| 26/10/2018 | Tri St George Inc | Sponsorship | 500.00 |
| | October Total | | 1,300.00 |
| | November Total | No transactions | 0.00 |
| 12/12/2018 | Life Line Darling Downs & Sout | Donation | 200.00 |
| | December Total | | 200.00 |
| 4/01/2019 | Dirranbandi Pastoral & Agricult | Sponsorship | 1,000.00 |
| 16/01/2019 | Netball Queensland Darling Dow | Donation | 200.00 |
| 24/01/2019 | Heart of Australia P/L | Donation | 2,000.00 |
| 24/01/2019 | St George Cotton Growers Assoc | Sponsorship | 300.00 |
| | January Total | | 3,500.00 |
| | February Total | No transactions | 0.00 |
| 1/03/2019 | St George Golf Club Inc | Sponsorship - Dragon Country | 4,200.00 |
| 21/03/2019 | Mungindi Community Preschool | Community Sponsorship | 330.00 |
| 21/03/2019 | St George Arts Council Inc | Sponsorship | 250.00 |
| 21/03/2019 | St Patricks School | Community Sponsorship | 1,375.00 |
| | March Total | | 6,155.00 |
| 23/04/2019 | ST George Tennis Club Inc | Sponsorship | 400.00 |
| | April Total | | 400.00 |
| | TOTAL | | 15,535.37 |

Information Graphs





(IIFS) INFRASTRUCTURE SERVICES

| ITEM | TITLE | EXECUTIVE SUMMARY | PAGE |
|-------------|---|--|-------------|
| IIFS1 | <u>MONTHLY REPORT FOR THE MAY 2019 COUNCIL MEETING</u> | From the Director of Infrastructure Services - reporting for the month of April. | 262 |

OFFICER REPORT

TO: Council

SUBJECT: **Monthly Report for the May 2019 Council Meeting**

DATE: 03.05.19

AGENDA REF: IIFS1

AUTHOR: Billie Spackman - Administration Officer

Executive Summary

From the Director of Infrastructure Services - reporting for the month of April.

0701-Main Roads Works

- Maintenance work carried out during the month on behalf of Transport and Main Roads (TMR) is detailed in the attached RMPC Supervisor's report.
- Realignment of the Thallon Bridge commenced in November 2018. These works are continuing.
- Future works – CHUP widening program on the Carnarvon Highway (24A). Consultation with land holders regarding possible applications for underground services commenced in March.

0702-Private Works

- Nil

0400-Council Roads / Streets / Bridge Work

- Maintenance work is detailed in the attached Works Supervisor's report.
- Pot hole patching using premix was undertaken on various local roads.
- New road signage was installed on Whyenbah Road.
- Guide rail repairs on Talwood-Mungindi Road were completed mid-April.
- Re-seal works on the Dirranbandi-Bollon Road is commencing early May.

0440-Aerodromes

- Maintenance work is detailed in the attached Town Works Supervisor's report.

0450-Plant and Equipment

- Details are included in the attached Workshop Supervisor's report.

0510-Housing

- Routine maintenance is ongoing.
- Council residential house inspections are ongoing.

0520-Recreation and Sport

- Maintenance work is detailed in the attached Town Works Supervisor's report.

- Defect rectifications are progressing at the newly constructed Dirranbandi Sports Oval Amenities building.
- REDP Rail & River Precinct – Carpark is complete. Bollards have been ordered. Footpath works are completed. Shelter will be erected and arbours constructed by Safeway Excavations in mid-May.

0521-Swimming Pools

- Maintenance work is detailed in the attached Town Works Supervisor's report.
- The procurement process is underway for the W4Q – Thermal Springs at St George.

0530-Parks and Gardens

- Maintenance work is detailed in the attached Town Works Supervisor's report.
- BSC17/18 Q13 – St George River Foreshore Canoe Ramp Carpark Upgrade - Works continued during the month with new gardens to be planted when the weather cools. New plants to be installed mid-May.
- REDP St George Boat Ramp Carpark Upgrade – An irrigation system, barbecue shelter, footpaths and garden edging and sealing will be completed in May 2019.
- Drought Communities Program Mungindi Riverside Parkland Upgrade - Carpark earthworks were completed in April 2019. Sealing will commence early May.

0535-Halls/Civic/Cultural Centres

- Routine maintenance is ongoing.

0555-Showgrounds

- Maintenance work is detailed in the attached Town Works Supervisor's report.

0615-Cemeteries

- Maintenance work is detailed in the attached Town Works Supervisor's report.
- Routine maintenance and mowing is ongoing.

0620-Street Cleaning

- Maintenance work is detailed in the attached Town Works Supervisor's report.

625-Public Conveniences

- Maintenance work is detailed in the attached Town Works Supervisor report.

4000-Urban Waste Water

- Maintenance work is detailed in the attached Town Works Supervisor's report.

5000-Urban Water

- Maintenance work is detailed in the attached Town Works Supervisor's report.
- Monthly consumption figures are given in the attached reports.

Capital/Special Maintenance Works Progress

- Works are progressing. The 2018/19 Capital and Operational Projects Report has been updated.

Meetings / Training

- The RMPC meeting was held with TMR in March. All works are on schedule and on budget.

Current Tenders

Attachments

1. Road Construction Report - Period End 30th April 2019.pdf [↓](#)
2. Plant Maintenance Report - Period End 30 April 2019.pdf [↓](#)
3. Road Maintenance Report - Period End 30 April 2019.pdf [↓](#)
4. Town Maintenance Reports Period End 30th April 2019.pdf [↓](#)
5. Balonne Shire Water Usage 2018-19 period end 30 April 2019.pdf [↓](#)

Andrew Boardman

Director Infrastructure Services

Report of Shire Supervisors Road Construction for Period Ending 30/04/2019

0 PRIVATE WORKS

Crew helped out with some patching around town for Peter Campbell and Traffic control training.

11 24A - Carnarvon Highway (Mungindi-St George)

MRD Road

Crew undertook pavement / stabilisation repairs with a bobcat. Jet patcher covered the pavement repairs. Sign repairs were completed and rest area servicing was completed

12 24B - Carnarvon Highway (St George - Surat)

MRD Road

Crew undertook sign repairs and guide post repairs. Rest and servicing was completed

13 31B - Barwon Highway (Talwood - Nindigully)

MRD Road

Crew repaired signs and also completed rest area servicing

14 35A - Moonie Highway (Dalby to St George)

MRD Road

Jet patcher undertook edge repairs. Crew completed rest area servicing

15 36A - Balonne Highway (St George - Bollon)

MRD Road

Crew undertook pavement bridge guard rail repair on the Jack Taylor Weir. Jet patcher is continuing edge repairs.

19 355 - Mitchell - St George

MRD Road

Crew undertook clearing of trees from sight line with a bobcat. Crew also filled in a wash out on the side of the road with a contractor bobcat.

21 CASTLEREAGH HWY (Dirranbandi-Hebel)

MRD Road

Crew undertook pavement repairs/stabilisation with a bobcat and Jet patcher. Clearing of trees on this road is still continuing.

22 Thallon-Noondoo

MRD Road

Road inspection was completed

Report of Workshop Supervisor - P. Gluzde

Period Ending 30/04/2019

| | | |
|-------------|--|--|
| 0 | Miscellaneous | |
| | | Remove and replace hydraulic air cooler. Fit new fuel and hydraulic filters. |
| 215 | CAT 428D BACKHOE - C26414 W ROSS | |
| | 2,783.0 Hrs | Repair engine coolant leak |
| 392 | MISCELLANEOUS PLANT | |
| | | Repairs to small equipment |
| 1507 | Prado VX 793SOE DIS | |
| | 190,014 Kms | 190000km service as per coupon |
| 2513 | Holden Colorado LS 4x2 786WQX | |
| | 100,092 Kms | 100000km service as per coupon, replace 4 tyres, strip and clean and adjust rear brakes |
| 3015 | HILUX 4X4 577MXD JEFFREY TAYLOR | |
| | | Repair CV boot and brake lights |
| 3020 | Colorado 4x4 Utility 252-SWR Tom Hill | |
| | 160,322 Kms | 160,000km service as per coupon, diagnose EGR system, remove and clean EGR valve, strip and clean rear brakes and adjust |
| 3515 | Toyota Hilux XCab 4X4 141TZJ Hempstead | |
| | 121,621 Kms | Replace battery and test charging rate |
| 3516 | TOYOTA HILUX XCAB 4x4 176TZJ | |
| | 150,414 Kms | 150000km service as per coupon, change timing belt and tensioner and idler pulley, repair parking lights, strip clean and adjust rear brakes |
| | 151,649 Kms | Replace starter motor |
| 4023 | Colorado 4X4 D/Cab 796WQX | |
| | 72,581 Kms | 75,000km service as per coupon, repair exhaust system, adjust rear brakes |
| 5005 | ISUZU FVZ1400 JETPATCHER 377MXU SHAYNE BUNYAN | |
| | 214,885 Kms | Replace data circuit board and cable for arrow light board |
| 5008 | ISUZU FRR600 CREW 108RRN | |
| | 139,038 Kms | Repair crane hook anchor pin and side gate catch |
| 5010 | ISUZU FRR 5000 TRUCK 308-RZW S PEARLS | |
| | 65,347 Kms | Check fuel system for leaks, diagnostic check of engine codes, and isolate cause of slow starting |
| | 64,530 Kms | Replace PTO switch and clutch pedal switch, refit dash and test |
| 5012 | Isuzu NQR450 Crewcab 184STR J Lindores | |
| | 121,641 Kms | Check spring u bolts front and rear after spring reset in Toowoomba |
| 5013 | CEMENT SPREADER TRUCK - 648SVI | |
| | 23,091 Kms | Charge batteries, repair tail lights, prepair for machinery inspection |
| 5014 | ISUZU FVR1000 TRUCK - 590SVV | |
| | 84,061 Kms | Replace steer tyres and check over grease |
| 5505 | CAT 140M GRADER C82158 TAYLOR | |
| | 9,699.0 Hrs | Replace water pump and belt, bleed cooling system and fit covers |
| 5507 | JD 670G Grader 26707C | |
| | 6,263.0 Hrs | Clean out air filters |
| 5508 | Cat 12M Grader 34862C Kingston | |
| | 4,138.0 Hrs | Replace batteries, clean radiators, fit belly guards |

Report of Workshop Supervisor - P. Gluzde

Period Ending 30/04/2019

| | | |
|-------------|---|--|
| 5509 | CAT 12M GRADER 34863C STAINES | |
| 4,274.0 Hrs | 4250hr service as per manual, SOS all oils, replace mold board wear strips, adjust circle wear strips. Replace fan belt | |
| 5510 | CAT 12M GRADER 37658C | |
| 3,551.0 Hrs | Add ELC additive to cooling system on engine | |
| 6004 | JD 6830 TRACTOR C94530 St George | |
| 3,159.0 Hrs | Jump start tractor, check engine charge rate, repair wiring under bonnet, top up hydraulic oil, repair side panel on engine cover | |
| 6500 | CAT 910G Loader C272029 STG | |
| 3,450.0 Hrs | Replace fuel shut off solenoid | |
| 6501 | VOLVO BL71 BACKHOE C94648 STG | |
| 4,364.0 Hrs | Reoair UHF radio, repair control lever tilt mechanism | |
| 7002 | AMMANN VIB ROLLER | |
| 545.0 Hrs | Replace seat and right rear tail light | |
| 7004 | DYNAPAC CA5000D Vibrating Drum Roller 16 | |
| 3,110.0 Hrs | Check front drum rubbers and order a new set | |
| 7005 | Dynapac Smooth Drum Roller - 51254C | |
| 9,231.0 Hrs | 250hr service as per manual | |
| 8019 | VARIABLE MESSAGE DISPLAY TRAILER DL0275 | |
| | Change battery and test system | |
| 8020 | VARIABLE MESSAGE DISPLAY TRAILER DL0277 | |
| | Change battery and test system | |
| 8040 | CD 150M PUMP/TRAILER 714QZO | |
| | Remove dead battery | |
| 8505 | Howard EHD21052 201M Slasher | |
| | Replace worn bolts on cutter bar, replace cutting blades, repair side skids, check wheel bearings | |

Report of Shire Supervisors Road Maintenance for Period Ending 30/04/2019

715

| | |
|--|-------------------|
| 1018 Gunnindaddy | Shire Road |
| Gravel maintenance and grading work commenced at the end of March 2019 and is on going | |

| | |
|--|-------------------|
| 1067 Riverview Road | Shire Road |
| Gravel maintenance and grading work commenced mid-April and was completed mid-April 2019 | |

| | |
|--|-------------------|
| 2005 Davirton | Shire Road |
| Gravel maintenance and grading work commenced mid-March 2019 and completed early April | |

| | |
|---|-------------------|
| 3007 Middle Road | Shire Road |
| Gravel maintenance and grading work commenced early April 2019 and is ongoing | |

| | |
|---|-------------------|
| 3022 Rutherglen | Shire Road |
| Gravel maintenance and grading work commenced Mid-April and completed at the end of April | |

| | |
|---|-------------------|
| 3026 Woolerina | Shire Road |
| Gravel maintenance and grading work commenced early March 2019 and is ongoing | |

| | |
|---|-------------------|
| 4003 Jakelwar - Goodooga | Shire Road |
| Gravel maintenance and grading work commenced again in Mid-April and is ongoing | |

| | |
|--|-------------------|
| 4004 Mitchell - Bollon | Shire Road |
| Gravel Maintenance and Grading work commenced mid-April and was completed at the end of April 2019 | |

Report of Balonne Shire Town Works

30/04/2019

St George

| | |
|----------------------|--|
| Footpath | Capital Works are progressing with St George footpath repairs |
| Town Streets | Street sweeping and rubbish removal was ongoing Henry Street entrance walls (same style as Grey Street) will be constructed mid-May |
| Aerodrome | Inspections and maintenance was ongoing as required |
| Rowden Park - St G | The facilities have been cleaned, mowing and weed-eating of the grounds was ongoing as required The Rowden Park playground hand-over from Contractor to Council occurred on the 2nd April |
| Riverbank Park - St. | The Boat Ramp barbecue and shelter have been installed, electrical works still need to be completed Footpath at the Boat Ramp area will be completed in mid-May |
| Parks & Gardens | General maintenance of all parks was ongoing Bush Tucker Garden installation of pump shed and sprinkler systems will occur in May Plants to be planted at Canoe Ramp at the end of May |
| Showgrounds | The St George Showground Campdraft and Secretary's Office project has been awarded to Safeway Excavations. Construction will begin mid-May and completed by 30th June A safety rail was installed at the Grand Stand in late April/early May for St George Show Stainless Steel drink tubs made and installed in Apex Park prior to the Campdraft in March The lights in the Cattle Yards have been fixed and made safe |
| Cemetery | Mowing and weed-eating of the grounds was ongoing |
| Public Toilets | Cleaning and maintenance was ongoing The contract for the Lions Park toilet upgrade and installation of unisex disabled toilet has been awarded to Damian Kings Building to be installed by the end of June |
| Sewerage | Gravity and pumping system was operating okay. Routine maintenance and operations continue No 1 Pump at No 1 shed was replaced with a new pump Bendy's Plumbing unblocked a Council sewerage jump up and repaired the jump up at 18 Andrew Street and 11 Andrew Street |
| River Water | Reticulation system operation okay Routine maintenance and operations continue There were 14 service repairs with 1 of these being a complete disconnection at owners request and cost. 10 were service renewals in Victoria Street |
| Bore Water | Reticulation system operation okay, routine maintenance and operations continue There were 5 service repairs with 1 of these being a water meter replacement, we had one complete disconnection at owners cost and request and there was 1 main repair |
| Other | Maintenance is ongoing |

Thallon

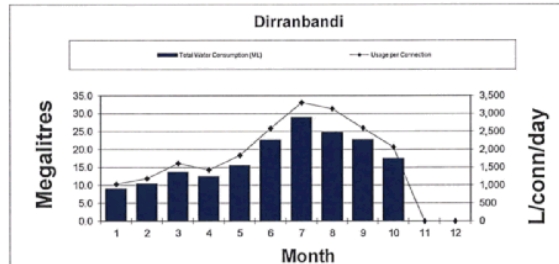
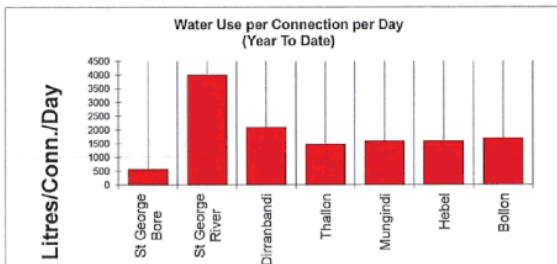
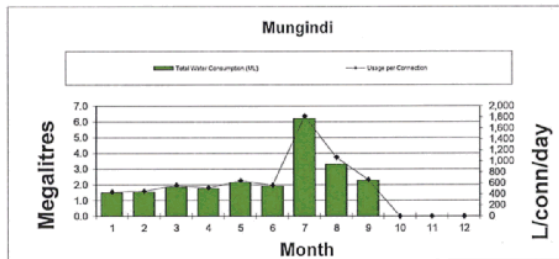
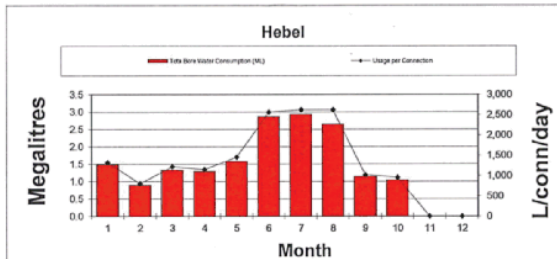
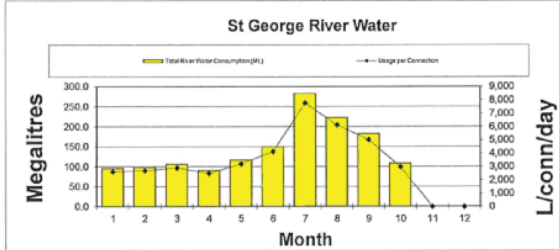
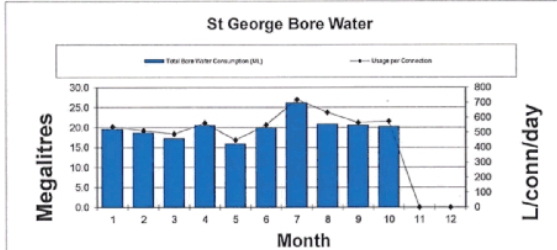
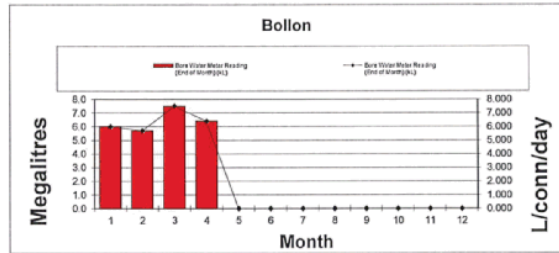
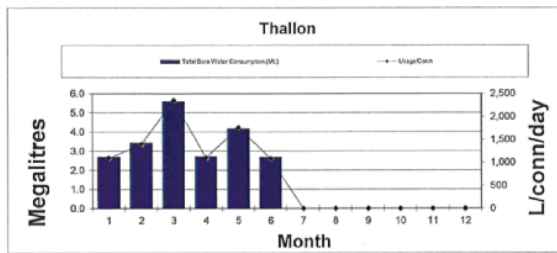
| | |
|-----------------|---|
| Town Streets | Mowing and whipper snipping was completed |
| Works Depot | All plant and equipment were serviced and cleaned Depot shed and yard were cleaned |
| Parks & Gardens | Sweeping of the gutters at Thallon Park was completed Mowing and whipper snipping was completed All park equipment and barbecue were cleaned and all in good working order Sand pit and Parks were all weeded Mungindi Car Park is ready to be sealed |
| Cemetery | Mowing and whipper snipping complete Dug one grave in Thallon Plaque maintenance completed |
| Public Toilets | Public Toilets were cleaned Installation of the new Thallon Park toilet building is currently out on Vendor Panel |
| Rubbish Dump | The green waste and scrap metal was pushed back All the rubbish on the dump road was picked up |
| River Water | Water meter was read weekly |
| Bore Water | Bore Water meter is not working |

Report of Balonne Shire Town Works

30/04/2019

| | |
|---------------------|--|
| Thallon Sports Grou | Meters at the Bridge and and Mungindi Hospital were all read Mowing and whipper snipping was completed Toilets and Showers were cleaned Sports ground has been prespaired and is ready for irrigation. The pipes for the irriagtion have been delivered to the Depot. Thallon Sports Ground irrigation system to be installed before the end of June by Warrego Waters |
| Mungindi | |
| Town Streets | Mowing and whipper snipping was completed |
| Public Toilets | Mungindi and Nindigully toilets have been cleaned by contractors |
| Dirranbandi | |
| Footpath | Mowing and weeding continue Inspections and maintenance continue. Some slashing was completed. |
| Town Streets | Sweeping of the main street and emptying of the bins were completed. Slashing and weed-eating of streets continue. Picked up loose rubbish around the streets. |
| Works Depot | Mow and weeded council yard. Toilets and showers cleaned. Council yard was kept tidy |
| Parks & Gardens | Mowing and watering continue. Weed-eating and trimming of parks continue. Laying of footpaths for river rail project continues. J Dwyer park cleaned up for the Easter fishing competition. Controller boxes still to be hooked up at the river rail and civic centre park sprinkler systems. |
| Showgrounds | Maintenance continues. Mowing and weed-eating is continues. Showgrounds, toilets, showers all cleaned for the show. |
| Cemetery | Slashing and mowing continue |
| Public Toilets | Inspections and cleaning continue. Cleaned Noondoo truck stop toilets. Cleaned truck stop toilets. |
| Sewerage | Sewerage pump stations all working well. Inspections and cleaning of wet wells continue. Mowing of pump sewage stations on going. Three sewerage main blockages. |
| Rubbish Dump | Pushing up rubbish dump once a week completed. Pick up rubbish around the dump. |
| Treated Water | Daily maintenance and inspections continue. Mowing of water pump station continues. Water testing continues. |
| Other | Mop and clean out civic centre. Work continues on the outside toilet at the civic centre nearly complete. Pool open and working well. |
| Hebel | |
| Town Streets | Traveled to Hebel to empty rubbish bins weekly and any jobs needed to be done. New all gas stoves and electrical works have been installed at the Hebel hall. Hoping to elevate electrical problems at the hall |
| Parks & Gardens | Mowing and weeding continue |
| Showgrounds | Showgrounds were mowed and weed-eated. |
| Public Toilets | Traveled to Hebel to clean toilets weekly |
| Bollon | |
| Footpath | Patchwork is required |
| Town Streets | Have repaired water leaks in Mary Street and taps on water meters that were leaking in Main Street, George Street and Belmore Street |
| Aerodrome | The timber heaps have been burt and cleared the hot bush |
| Parks & Gardens | Austin Park playground has been cleaned from creek water that is used to water the lawns, S Hooks need to be closed on the swing sets |
| Showgrounds | Mulga was cleared to make extra parking space for Polocross and Campdraft events Celling were installed in the new kitchen |
| Cemetery | Cemetery is in good order |
| Public Toilets | Toilet block doors need replacing The tiles were cleaned in Walter Austin Park Painted over grafitti in the Rayner Place toilet block |
| Rubbish Dump | Major works have been completed, cleaning up of the dump and scrap metal areas has also been completed. Signage is needed for the Dead Animal pit and tyres |
| Bore Water | Bore Water meter is not registering at the Bore Head |
| Other | Solar lighting is required along the footpath of the Cemetery to the Shower Block |

BALONNE SHIRE WATER USAGE 2018/19



(ICES) COMMUNITY & ENVIRONMENTAL SERVICES

| ITEM | TITLE | EXECUTIVE SUMMARY | PAGE |
|-------------|--|---|-------------|
| ICES1 | <u>MONTHLY REPORT - RURAL SERVICES AND COMPLIANCE</u> | Rural Services and Compliance Report for April 2019, for information. | 273 |
| ICES2 | <u>MONTHLY REPORT</u> | The Community & Environmental Sustainability Report for the month of April 2019 is presented for Council's information. | 277 |

OFFICER REPORT

TO: Council

SUBJECT: Monthly Report - Rural Services and Compliance

DATE: 03.05.19

AGENDA REF: ICES1

AUTHOR: Karl Hempstead - Manager Rural Services

Executive Summary

Rural Services and Compliance Report for April 2019, for information.

Stock Route Travel & Agistment Permits

There has been two Agistment permit applications accepted this month; one was to place 520 cattle on Galonga Reserve along the Mitchell- St George Road and the other on the intersection of Salmon Bypass and Carnarvon Highway to place 300 head of cows for 14 days. We have had one further enquiry around agisting sheep on the Powrunna Road, due to drought. We are currently working with two applicants on Stock Route Travel Permits.

The end of March saw rain to the North of the Shire, however some areas to the South and East did not benefit. As a result the stock route network is still at 0% pasture in places therefore we will assess applications accordingly.

Pest Animals

Officers have held a teleconference on 12 April 2019, with consultants Ecosure who are undertaking the Biosecurity Plan to complete the finalised draft. The Biosecurity Plan will be available on 9 May for a Councillor workshop before Public Consultation and to be finalised for completion within the next two (2) months.

Queensland fisheries will be conducting an educational day with Rural Services team on Tuesday, 28 May 2019 to give Officers a full understanding and risks of the invasive fish called Talapia and the release of the herpes virus as a control.

Current Funding

Council has been advised of funding from MP David Littleproud early in April, to be utilised to survey the Maranoa and Moonie River system for aggressive weed species such as harrisia cactus, parthenium, hymenachne and other prohibited and restricted matter. The surveys are both on ground and aerial this will give officers an opportunity to map the river system and locate hard to see weeds.

Officers have been finalising the aerial baiting campaign for the 15-16 May 2019, this will cover 22 properties of which 13 properties are from the Maranoa Regional Council. The helicopter contractor that is required to

undertake the work is the only one in the region that can deliver the work that is required for the QFPI project. We have been fortunate that the helicopter will come from another project within the Southern Downs Regional Council area which is reducing the flight costs and allowing more to be spent on meat baits to cover the properties. Swift NRM has been assisting Officers in the field to collect data cards and change batteries for the camera monitoring activities as part of the QFPI project. Cards will be taken back to Toowoomba to be analysed by Swift NRM staff and a mid-report will be sent back to the Shire as part of the reporting milestone requirements. All consent forms are received from participating landholders. Flight lines have been finalised and final checks will be undertaken at the beginning of May. The Wild Dog Trapping Training was postponed until Thursday, 30 May 2019 due to the lack of participants.

1080 Baiting Campaign

In preparation for the 1080 baiting campaign rural services officers have placed advertising corflute signs around the shire in strategic locations. There have been a further 2.5 tonne of sheep hearts purchased to supplement the on-ground 1080 baiting campaign. Council has received requests for 3,585kg of 1080 meat baits to be collected at various locations across the shire. These are as follows:

| | |
|-------------------------------|--|
| Baiting Zone & Pit | North East Zone – Wonolga Baiting Station Tuesday, 7 May at 9:00am |
| | Central South Zone – Baiting Station on the stock route at the corner of Mungindi, Dirranbandi & Noondoo Roads Intersection Wednesday 8 May at 8:00am |
| | South East Zone – Baiting Station at the Gravel Pit on Barwon Hwy up from Chelmer Road turnoff. Friday 10 May at 9:00am |
| | South East Zone – Baiting Station at the Thallon Tip Wednesday 8 May at 11:30am |
| | North East Zone – Baiting Station will also be available at the Ula-Ula Road turnoff Tuesday 7 May at 1:00pm |
| | Central North - Baiting Station Boolba Reserve Thursday 9 May at 1:30pm |
| | West Zone – Baiting Station at the Bollon Aerodrome. Thursday 9 May 2019 at 8:00am |

Pest Plants

QMDC aboriginal rangers have now started spraying the Hebel-Dirranbandi Road concentrating on Mimosa bush and box tree suckers close to road side edge. The Inglewood QMDC ranger team commenced work with the St George team on the 15 April to effectively use the available funding prior to the end of financial year.

Wash-down bay update

A report will be compiled for the June Council meeting with regards the operations for the wash down facility:

- Fees and charges;
- Automation;
- Possible addition of a water hose and hand pressure cleaner to support the current system for vehicle washing; and
- Annual income and operation and maintenance cost to run the system.

‘Moombah’ Weed Spraying Program

On the 3 April the Rural Services team along with Biosecurity Officer and QMDC aboriginal rangers completed a spraying project targeting *Harrisia* cactus along the Moonie River. This infestation was reported to the Balonne Shire Council by the Manager of ‘Moombah’. Three spray units were deployed during the operation and the entire infestation was dealt with within a very short period of time.

Coral Cactus – “Booligar”

Ongoing checks being carried out.

Town Commons and Firebreaks

All town commons are still suffering from drought. The only main common is St George which is in constant use. Currently there are still 7 cattle brought in from the stock route that were left by drovers, no one has responded or collected these cattle and they will be sold at the end of May as result.

During the reporting period two pounded beasts were sold at the Dalby sale yards bringing in over \$3,500 for the Shire, owners did not respond to notices and failed to pay pick up fees and as a result the animals were sold to recover costs.

Drought Communities Program (DCP) – Stock Route Works & Bollon Town Common.

- Boomerang Dam project has been completed.
- 7 Mile Dam project is now completed.
- Bollon Town Common fence work is to commence the first week of May.



Images Above: Works undertaken at Boomerang Dam.

Animal Control & Compliance report

For the month of April the following has been undertaken by the Compliance team:

- 1 x dog euthanised
- 8 dogs re-homed
- 4 dogs impounded
- 1 dog returned to owner no fees paid.
- 3 dogs returned to owner after fees were paid
- 2 dogs microchipped through impoundment
- 3 dogs registered through impoundment
- 1 dog surrendered
- 2 dogs brought in with parvo virus died in the Pound
- 1 unidentified dog in pound – caught near Golders
- 1 cat euthanised
- 2 cats impounded
- 2 cats re-homed
- 5 cats trapped (feral)
- 3 dog attacks under investigation
- 3 barking dog complaints under investigation

Attachments

Nil

Digby Whyte

Director Community and Environmental Services

OFFICER REPORT

TO: Council

SUBJECT: Monthly Report

DATE: 07.05.19

AGENDA REF: ICES2

AUTHOR: Michelle Walters - Administration Officer

Executive Summary

The Community & Environmental Sustainability Report for the month of April 2019 is presented for Council's information.

PLANNING AND DEVELOPMENT APPROVALS

Value of Building Works

Council's building certifier has approved building applications to the value of **\$1,023,688** for the month of April 2019.

The value of building applications approved by private certification is **\$1,059,575** for the financial year so far.

In total building applications to the value of **\$3 584 220** has been approved so far this financial year.

April 2019:

| BA No | Applicant | Owner | Address | Lot & Plan | Builder | Class | Description | Value of Works | Approval Date |
|-------|-------------------|----------------------------|------------------------------------|-------------|--------------|-------|--------------------------|----------------|---------------|
| 5176 | Alex Benn | Bennak Investments Pty Ltd | 116 Alfred Street, ST GEORGE | 4SP27 6756 | Shane Timmer | 5 | Extensions & Renovations | \$ 538,000.00 | 3.04.19 |
| 5177 | Brodie Irwin | | 52-54 Main Street, BOLLON | 1RP75 842 | Brodie Irwin | 10a | New Domestic Shed | \$ 37,667.00 | 3.04.19 |
| 5178 | Paul Brimblecombe | Paul Brimblecombe | 12133 Carnarvon Highway, ST GEORGE | 22RP2 29586 | Steve Nelson | 1a | Extensions & Renovations | \$ 145,000.00 | 3.04.19 |

| | | | | | | | | | |
|------|---|--|---------------------------------------|-------------|---------------------------|-----|----------------------|---------------|----------|
| 5179 | Jason and Katie Birney | Jason and Katie Birney | 46 Salmon Road, ST GEORGE | 46SP1 34932 | Steve Nelson | 1a | New Dwelling & Shed | \$ 254,236.00 | 3.04.19 |
| 5181 | Balonne Shire Council | Balonne Shire Council | 1-57 Jane St DIRRANB ANDI | 1RP10 0720 | Damien Kings | 9b | New Shade Structures | \$ 48,785.00 | 3.04.19 |
| 5182 | Private Cert - George Faessler | George Faessler | 575 Wagoo Road, ST GEORGE | 3RP21 3573 | George Faessler | 8 | Farm Shed | \$ 240,000.00 | 31.03.19 |
| 5183 | Nick Hill - St George Cricket Association | Balonne Shire Council | 116-134 St Georges Terrace, ST GEORGE | 1SP29 9592 | Powerlift Electrical | 10b | Light Poles | | 3.04.19 |
| 5184 | Private Cert - South West Hospital and Health Service | South West Hospital and Health Service | 90 Barwon Street, MUNGINDI | 62M23 910 | CNH Constructions Pty Ltd | 1a | New Dwelling | \$ 331,000.00 | 12.04.19 |

Development Applications

- A development application for a material change of use (MCU) 167 has been received from the owner for Caravan Park (RV Low Cost Camping) at 2-18 Charles Street, Dirranbandi. The application is at the Public Notification Part.
- A development application for a material change of use (MCU) 168 has been received from the applicant for Intensive Animal Industry (Sheep and Cattle Feedlot) at 'Deepwater' Powrunna Road, St George. The application is at the Referral Part.
- A development application for a reconfiguration of a lot (RL) 101 has been received from the owner for a 1 to 2 lot subdivision at 50 Thuraggi Road, St George. The application is at the Decision Part.

ENVIRONMENTAL SERVICES

Natural Environment:

- General health inspections carried out.
- There were no notifiable diseases reported during April 2019
- There were four food recalls actioned in April 2019
- An EMP has been complied for the Carnarvon Highway (St George – Surat) Upgrade program.

Local Laws:

- Under the new Model and Subordinate Local Laws Council staff are continuing to carry out education programs to all animal owners
- Education of community has begun.

Public Health:

- Food Licences and Out Door Dining Permits are currently being audited and inspections being carried out.

Waste Water Services:

- Council's sewerage treatment plants are currently operating in a good condition.
- Waste water analysis continues each month. Sampling was carried out from 23 – 30 April 2019

Urban Water Supplies:

- Weekly microbiological samples of St George's bore water supply were taken and tested.
- Samples were taken and tested from all other towns during the period.

Waste Management:

- The Contract /Tender Documents for the St George landfill has been awarded to A & J Hannah who will begin on 1 June 2019
- An audit on the remediation of Council landfills will be carried out 1-3 May 2019

St George landfill

- The landfill site is presently operating in a reasonable condition.
- A new boundary fence will be installed between the St George landfill and Riverston early in 2019

Dirranbandi landfill

- The landfill site is presently operating in a reasonable condition.
- The new landfill site maintenance is working well with the community of Dirranbandi

Thallon landfill

- The landfill site at Thallon is currently operating in a good condition.
- The new landfill site maintenance is working well with the community of Thallon.

Bollon landfill

- The landfill site at Bollon is currently operating in a good condition.

Hebel landfill

- The landfill site at Hebel is currently operating in a good condition. A new trench and litter fence is operating well.

Nindigully landfill

- The landfill site at Nindigully is currently operating in a good condition

BALONNE SHIRE TOURISM REPORT**APRIL 2019****TOURISM PROJECTS & ACTIVITIES**

- St George & Surrounds Travellers' Guide now complete. Official brochure launch held on 17 April at the Anchorage Homestead with almost 40 people in attendance.
- Feedback received from SQCT Marketing Coordinator at a recent caravan and camping show regarding the new brochure *"I'm pleased to mention that they flew off the counter! An excellent choice with the silos as the front cover. Everyone was talking about it and it was a great conversation starter"*.
- Distribution of the new brochure is underway throughout the Shire and other VIC's
- Boobook Ecological Services continuing to work on new shire bird brochure.
- Bird Watching tours with local Bird Watcher have commenced with positive feedback received.

- Trial run for History Tour conducted on 15 April 2019. Riversands Vineyards have offered to develop the promotional flyer for this tour. History Tour to commence 14 May pending minimum numbers required.
- The feasibility of a new guided Pub Tour of the Shire highlighting the historical and character pubs of our region is being investigated with the view to trialling the tour in July.
- The briefing documents for the Vendor Panel for the new Tourism & Events Strategy have been completed and is due to go out for submissions by Friday 3 May.
- Following the April Council Meeting, the Cr Fuhrmeister, Manager Tourism, and Senior Visitor Services Officer met to formalise a process for working in partnership with the four commercial campground operators to offer Low Cost Camping in St George. A letter and MOU are to be drafted.
- The Vendor Panel for submissions for hosting the Low Cost Camp Ground at Jack Dwyer Park in Dirranbandi will go out for submissions by Friday 3 May. The DA for this site has also been submitted.
- Following a decision by Council to fund a new Tourism Events Grant, the Manager Tourism has researched and written a robust policy with appropriate guidelines and criteria to support the establishment and management of this funding program which will be presented at the next Council Meeting on 16 May.

MARKETING & PROMOTIONS

St George & Surrounds Facebook page

- Currently a total of 764 likes (an increase of 56 likes) with 781 followers (increase of 64 followers).
- Most popular post for April was a decision to post the Business opening hours over the Easter long weekend on 18 April. This resulted in a 2.1k organic reach with 434 post clicks and 53 reactions.

Balonne Shire Council Instagram account

- The Tourism Team recently took over the responsibility of updating the Balonne Shire Council Instagram account ([instagram.com/balonnesc](https://www.instagram.com/balonnesc))
- Currently a total of 309 followers; an increase of around 10 followers since the end of March.
- The most post popular picture for April was a picture promoting the release of the new 2019 St George & Surrounds Travellers' Guide which attracted 40 likes.

Press Releases

- A press release titled 'New-look tourist brochure to be launched at historic home' was sent out on 9 April resulting in a story in the Balonne Beacon on Thursday 24 April highlighting the event.

TV/Film

- Through Matt Bron of Tourism and Events Queensland an opportunity has been presented to the Balonne Shire Council to feature the Shire in a new Fishing Media film on native fish which is being produced and presented by host of *Fishing Australia*, Rob Paxevanos. This will be presented to Council for consideration at the 16 May 2019 Council Meeting.

TOURISM ORGANISATION REPRESENTATION

Southern Queensland Country Tourism (SQCT)

- The information and newsletters have been forwarded out to our Operators for their information.
- Membership renewal has been paid for the 2018/19 financial year.

Adventure Way Promotions Group

- Adventure Way meeting scheduled for 7 May via teleconference. Senior Visitor Services Officer is Secretary / Treasurer for this group.

Great Inland Way (GIW)

- Senior Visitor Services Officer attended teleconference on 14 March.

MEETINGS AND TRAINING

- Monthly Catch Up meetings held with Cr Fuhrmeister and Director of Community and Environmental Sustainability (DCES) regarding Tourism.

VOLUNTEER PROJECT AND ACTIVITIES

- Volunteers staffed the Visitor Information Centre for 139.6 hours of the 188 hours it was open during April 2019.
- Volunteer Greg Dent has worked an exceptional 90.5 hours for April. Greg has gone over and beyond to assist the VIC this month working either weekend, assisting when short staffed, covering lunch breaks and helping with the recent brochure launch.
- Planning is underway to celebrate National Volunteers Week (20 – 26 May) with either a lunch or morning tea for Volunteers.

SHIRE TOURISM STATISTICS – APRIL 2019

St George Visitor Information Centre

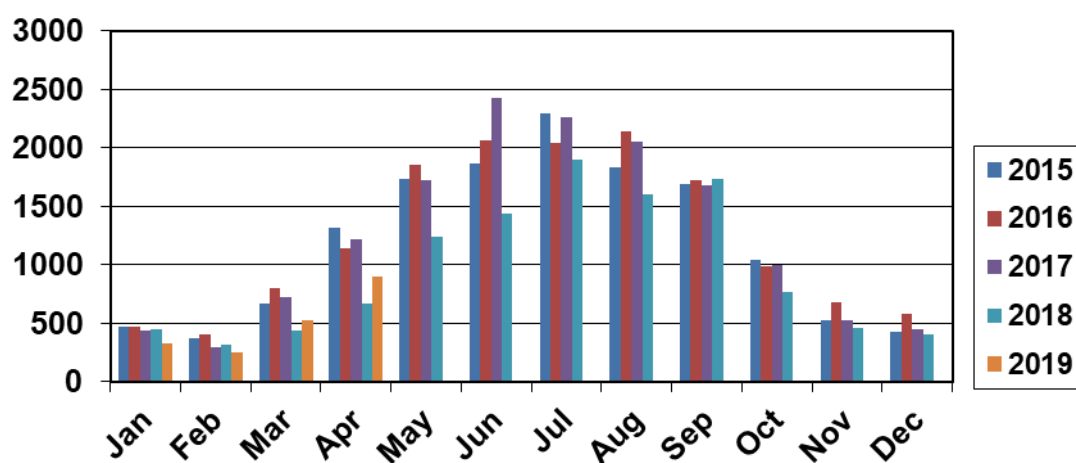
There were 893 visitors recorded for April 2019 through the Visitor Information Centre (VIC) in St George. This is an increase of 225 compared to April 2018.

The following is a breakdown of the location of the visitors.

| | |
|--------------------------------|-----|
| ○ Local Shire | 138 |
| ○ New South Wales | 209 |
| ○ Victoria | 47 |
| ○ Queensland | 416 |
| ○ South Australia | 19 |
| ○ Northern Territory | 6 |
| ○ Australian Capital Territory | 6 |
| ○ Western Australia | 17 |
| ○ Tasmania | 3 |
| ○ Overseas/International | 32 |

The VIC also received 78 tourism related phone enquiries, 4 Information Packs were sent out and 10 email/internet tourism related enquiries were made during April.

Visitor Numbers through Balonne Shire Visitor Information Centre

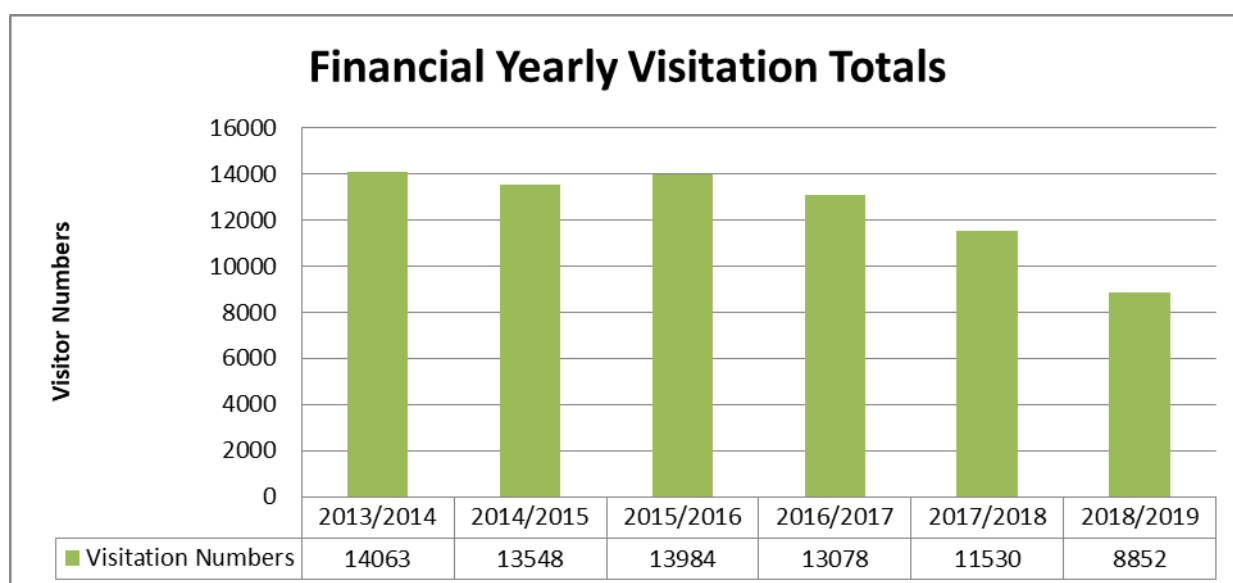


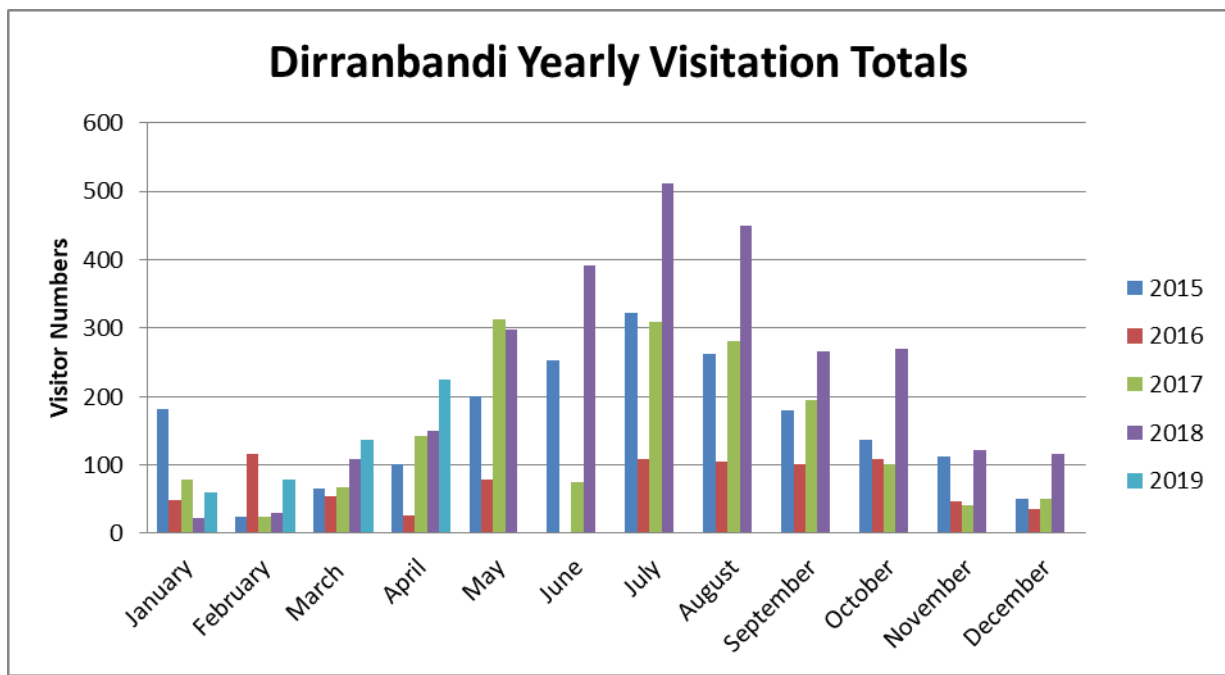
Dirranbandi RTC

There were 224 visitors recorded for April 2019 through the Dirranbandi Rural Transaction Centre (RTC), when compared to 150 visitors in April 2018 this is an increase of 74 visitors through the RTC.

The following is a breakdown of the location of the visitors.

- Queensland: 91
- New South Wales: 54
- Victoria: 32
- Other Australia: 26
- Overseas: 21

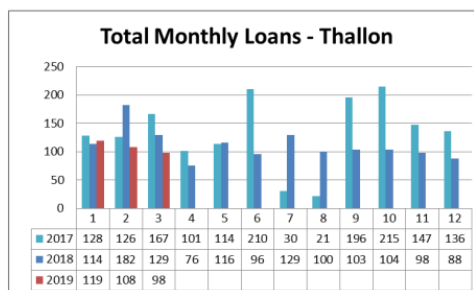
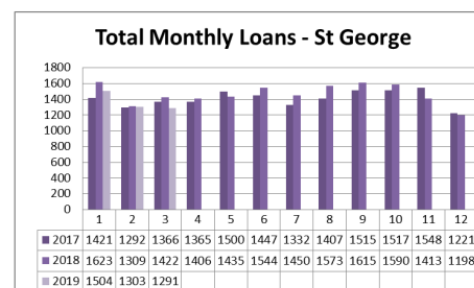
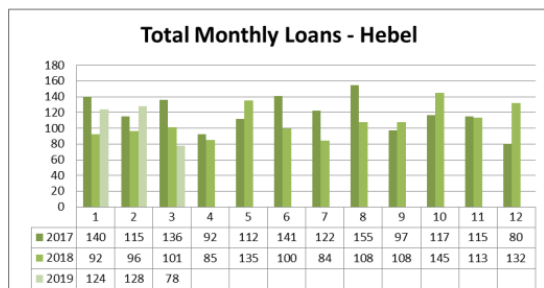
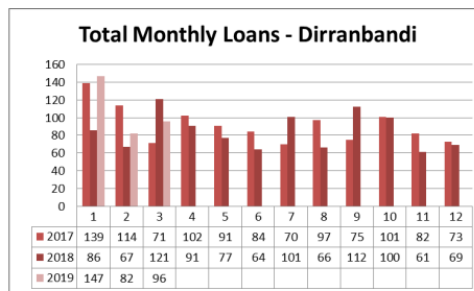
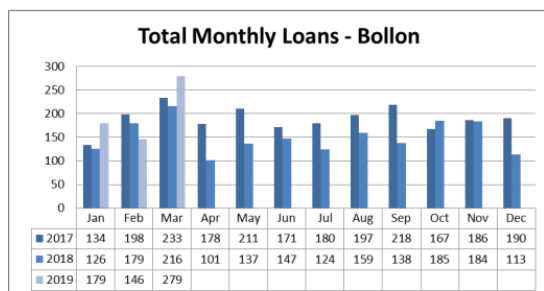




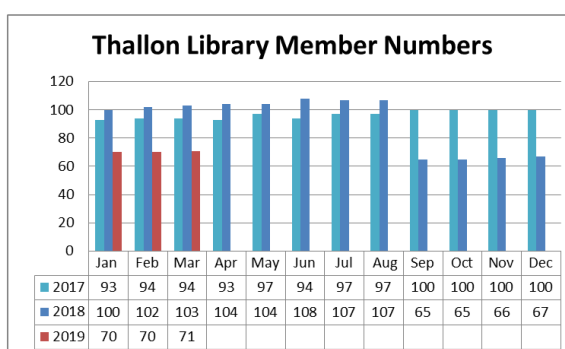
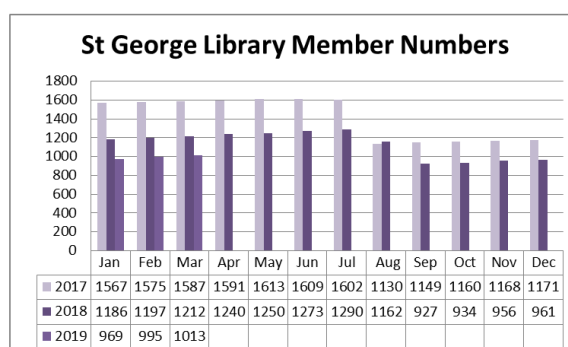
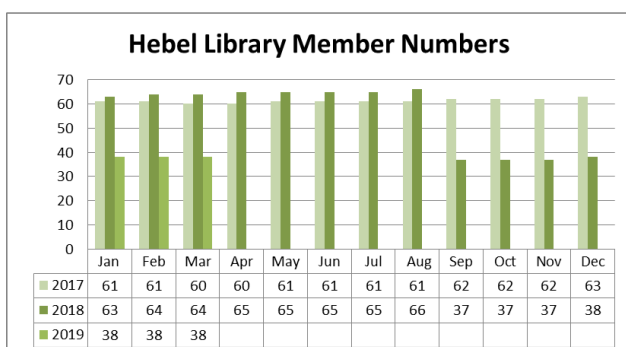
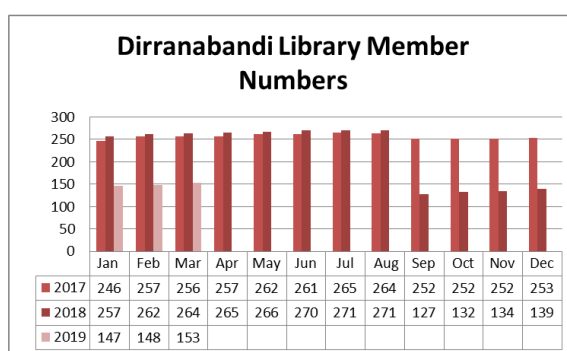
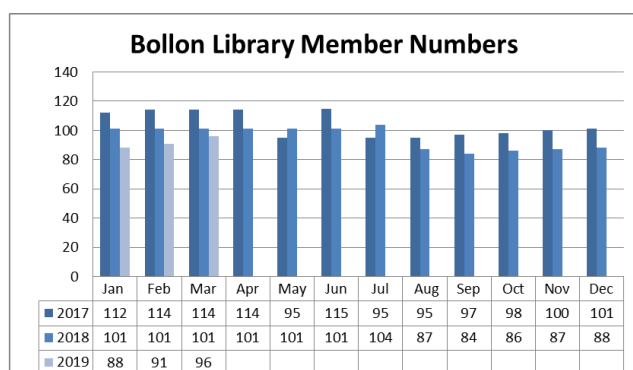
COMMUNITY AND LIBRARIES

Library Services – March 2019

Total Monthly loans



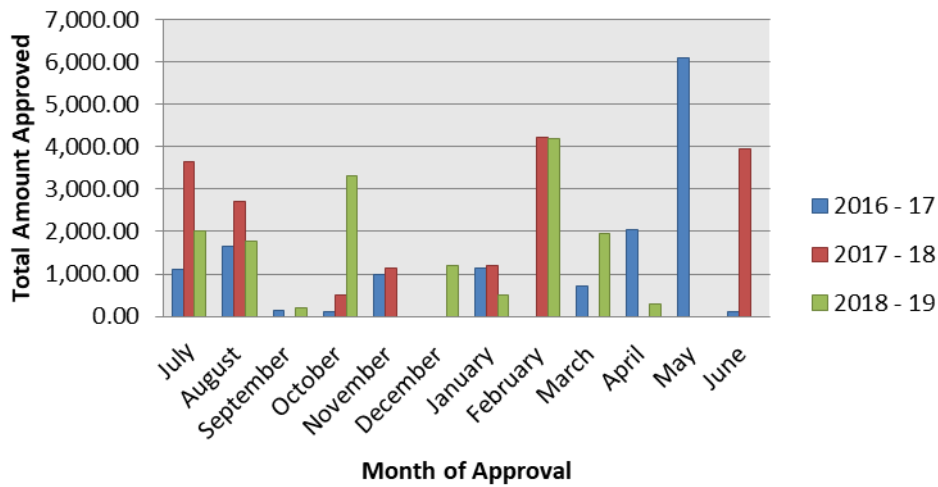
Total Monthly Membership



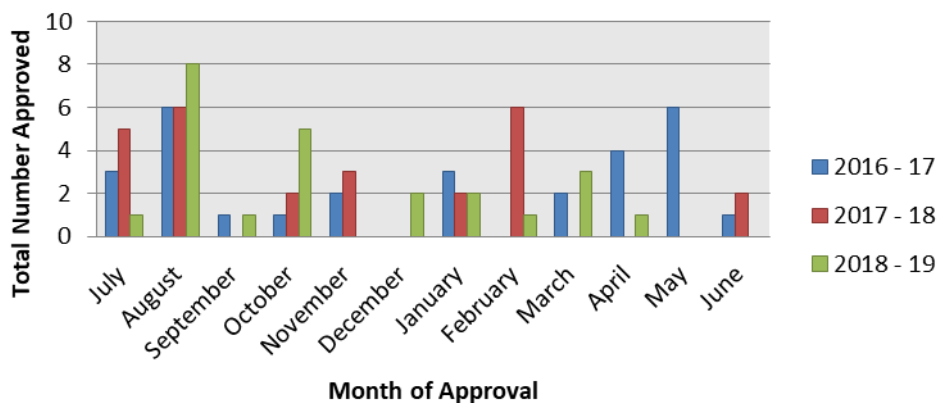
Community Sponsorship, Donations and Grants – as at 31 April 2019

As at 31 March 2019 Council has approved a total of 24 requests for assistance through the Community Donation, Sponsorship and Grants program totalling **\$15,435.37** (compared to this time last year of 24 applications with the total value of \$13,412.20).

Monthly Sponsorship and Donation - Total amount approved



Sponsorship and Donations - Number of Monthly Requests



Community Groups/Organisation Meeting Minutes

- SWRED 1 March 2019
- Dirranbandi Progress Association 1 April 2019
- St George Chambers of Commerce minutes March 2019

Attachments

1. Dirranbandi RTC Meeting Minutes 02.04.19 [↓](#)
2. COC April 2019 Minutes [↓](#)
3. Balonne Interagency Meeting Minutes 17 April 2019 [↓](#)
4. St George DV Panel Meeting 04 April 2019 [↓](#)

5. Minutes DDSWQ Council of Mayors March 2019 [↓](#)
6. BROOC Minutes February 2019 [↓](#)

Digby Whyte

Director Community and Environmental Services



DIRRANBANDI RURAL TRANSACTION CENTRE

MANAGEMENT MEETING MINUTES

2 April 2019

Present: Pam Crothers(Chair); Duncan Banks; Robyn Rigby, Julie Perrottet, Fran Hetherington, Barbara McMillan

Apologies: Mareea Lochel, Jacque Hemming, Lynda Parbury, Dick Bucknell, Norma Duffey – staff supervisor
 Moved Pam Crothers, seconded Julie Perrottet that the apologies be accepted **CARRIED**

Meeting opened 4.05pm

Minutes of previous meeting held February 19 were circulated. Amendments were called for. Moved Pam Crothers, Seconded Duncan Banks, that the minutes be accepted. **CARRIED**

NORMA DUFFEY / RTC SUPERVISOR has not written a report, simply passed over the statistics for the Human Services traffic, Library visitation, and tourist visits. Norma has indicated that she has a new position in ROMA, acting as full time carer for a disabled person – one week on, one week off. Hence she has adjusted the roster to cover the week she won't be in town. The ongoing situation to be discussed in general business.

Business arising from previous the minutes...

| ITEM | DISCUSSION/ACTION REQUIRED | WHEN | BY WHOM | CLOSED |
|--|---|----------------------------|--|---|
| Cubbie tourist presentation & bigger picture | FRRR grant money has been deposited Discussion around charge was \$5 pp to view video, with space made available for merchandise display – price all items *** Malcolm referred us to Cubbie – Paul Brimblecombe from Cubbie happy for the overland flow aspect of Malcolm's video to be shown, but want all political references | Ongoing For 2019 season | Barb working with Nia & Kathy/Jonathan Burrell re photo sequence, storyline, narrator. Ed Ruben to do music to suit above and edit video. Nia to insert credits Cubbie Cotton, FRRR and RTC. Television to be purchased Malcolm Roberts of One Nation has produced an excellent video of the Cubbie flood plain water collection and the empty water storage there. | Barb to ask if RTC could use for tourist information*** |

| | | | | |
|------------------------------|---|---------|--|--|
| | <p>deleted. TOO HARD! Work with new video in first instance</p> <p>Nia has draft voiceover achieved with Kathy and Jonathan Burrell. Barb has two Toastmasters members from St George for voiceover.</p> | | <p>Duncan advised that a drone video of the exclusion fencing, saltbush as fodder for sheep, and “white dogs” as guard dogs is being generated at Dunwold by Dept of Agriculture. RTC may be able to utilize this for tourist information.</p> <p>hoping to roll the voice overs on the school holidays (first week). Ed has done the music, just waiting for Nia to get the voiceovers done. Script is pretty much written. Photos are in order just need to tweak with the voice over times. And just finalise some ginning facts with Jack.</p> | |
| RV STRATEGY/LOW COST CAMPING | <p>MDAG group has asked for review of siting of free/low cost camping area. Alternative is Jack Dwyer Park.</p> <p>Siting for low cost camping now Jack Dwyer Park.</p> <p>Moved Duncan Banks, seconded Lynda Parbury that the RTC not become involved with the policy making, or act as policeman for moving people on. CARRIED</p> <p><u>Committee concept is that Low Cost Camping is a great idea, and RTC happy to take registrations and take the money at RTC only – suggested dashboard card to display</u></p> | ongoing | <p>Robyn asked that this strategy be finalized before the 2019 tourist season with all parties aware of the decisions made</p> <p>Robyn & Barb met with Robyn Fuhrmeister, Digby Whyte, and Kerry Brown regards low cost camping. Report attached. Future of caravan park pending as a this date, but hopefully will remain open.</p> <p>Digby advised that council is investigating the land useage to ensure no impediments –via town planning at State Govt level. Also keen to know if Caravan Park has new owners.</p> <p>Digby advised of RTC stance re low cost camping as recorded last meeting – see left column</p> <p>From DPA Meeting 1.4.19, Ian Todd informed that EOIs would be called for for operation and collection of low cost</p> | <p>Direct this request to DPA –Barb</p> <p>If new CP owners contact re advertising signage at RTC with rates</p> |

| | | | | |
|--|--|-------------------|--|----------------------------|
| | | | camping site at Jack Dwyer Park. BSC yet to received approval to use that site from State Government. | |
| FACEBOOK | Consider changing facebook setting for Dirran Hub so anyone can post. Ask Kerry Hetherington for assistance. | | | |
| Upgrade office counter and retail area | Need funding and also a professional plan for the area. WORK team could be involved For staff meeting 30.1.19, ask staff for their ideas how this space could be modified or improved including the saleable items and displays current | ongoing | Barb DPA are surveying business regarding how they would spend \$ received from a grant to increase the economic development. RTC has completed the form for this item plus *pathway to carpark from rear *Pay person to promote tourism via social media Funding may become available for this as the MDBA money covers upgrading of businesses in the main street | Survey to request \$20,000 |
| MANAGER'S POSITION –interim measure | Duncan has spoken to Anna McMillan who is very keen to operate from the RTC with her accounting work. Won't be available until after February when uni is completed | ONGOING/ DEFERRED | DUNCAN Short discussion around this – ongoing Anna needs to work under a CPA for the next two years. The Accountancy Practice Dick & Duncan had in mind has expanded elsewhere, so not interested in Dirranbandi at present. | |
| MANAGER'S POSITION | In order that a suitable Manager can be engaged, it is essential we create enough business to allow two persons per shift. Dick has pressed Council to have a staff member based in Dirranbandi to assist with this coverage. Essential we get EDO on board with this. | ONGOING | EVERYONE | |
| RTC DIARY | Several unsold – now priced prominently 1.4.19 agreed that staff could give away | | Pam sold two only after last meeting. Price to be reduced to \$10 | |

| | | | | |
|------------------------|--|-----------------|---|--|
| | remaining diaries to valued customers | | Advertise on facebook at large printed sign on stock | |
| STAFF MEETING OUTCOMES | Discussion around outcomes of meeting Disappointing no staff showing leadership | | Should be an annual wage increase – investigate – Barb Barb advised that wage rates increase at 1.7.19. Current rates are close to those paid to our staff. Need to establish what the Levels referred to actually cover – Barb to review after 1.7.19 | |
| Grant application | Noodoo silo art | | CGBF grant successful! Congratulations Pam. Graincorp are requesting siting of Designated parking area, designated viewing area, and signage plan Cost is an issue for surfacing car park area –Digby offered assistance ex BSC Landcare grant could cover signage ongoing Check Public Liability coverage of this project ongoing | Pam Duncan |
| Welding Workshop | Gerry will co-ordinate this with Dion Cross/facilitator either 9&10 or 23&24 March – Dion does sculpture from found objects. Either for own home or R&R billabong March 23 & 24 confirmed Very successful workshop with eight participants and some great articles produced. | March 2019 | Gerry/Duncan Fully subscribed with two free spots for community engagement items Attendees must be able to weld. Tom Rigby has been advised needs someone who can weld to accompany him Several men have dropped out with others taking their places = good to go! | CLOSED |
| Tourism 2019 | Ideas : laminated signs behind doors in toilets promoting “what to see & do in Dirran” + “what’s on” to be replaced monthly with current information ? extend to local shops & Dirran Hub RTC needs to capitalize on this tourist aspect | CARRIED FORWARD | Robyn/Barb/Staff Anyone else keen to be involved? See Sue King report of what worked, what didn't in November minutes | See Tamara re small display Slim Honey/St Geo Volunteer hours in lieu % |

| | | | | |
|----------------------------------|--|--|---|---|
| | <p>of services available – videos to encourage into RTC, then merchandise to increase financial viability</p> <p>Need a tourism strategy in place for March 2019</p> <p>Merchandise needs upgrading and review</p> <p>2.4.19 Tamara has been offered space to sell her diffusers & candles – Barb to f/up</p> <p>Signs for toilet doors being formulated</p> <p>Jacque Hemming sent an idea: make up a pamphlet of properties on main road from Hebel to Guee with some historic information on each property. Robyn suggested this pamphlet be available at Hebel, and especially Lightning Ridge Info Centre. PAM TO INVESTIGATE</p> | | <p>Robyn & Barb to work on signs for toilet doors. Sign for Bakery advertising tourist info at RTC.</p> <p>Newsletter to invite local to show their wares at RTC with 10% commission only. Bramble Patch stocks to be purchased</p> <p>Suggested TIA be given the opportunity to feature one area of saleable items as a facebook post each week – Monday?</p> <p>Also to set up a “what’s on this week” post on Monday’s with the weeks activities eg Church Service, op shop, bingo, craft group, quilters group, meetings and events</p> | <p>Commission payment qtlly for all – need better system re sales</p> <p>Barb to address with Tia</p> |
| Maintenance | Storeroom ceiling to be installed over winter WORK camp already requested | Mid year | Agreed RTC pay material costs last meeting | Barb/Duncan |
| New President for RTC | To be deferred to AGM in August Pam acting as Chair | | Jacquie Hemming was welcomed to the Committee in her absence | |
| Seniors am tea/stroke foundation | Kimberley has followed this up and the outcome is Stroke Foundation will send resources and Kimberley will facilitate at morning tea. Waiting on resources before setting a suitable date. | | BARB/KIMBERLEY Kimberley is yet to receive the resources – once to hand we will set up a suitable date | |
| QGAP MARKETING PLAN | 2019 Plan reviewed. Duncan to hold invoice copies separately for items included, so that these can be scanned and sent to Smart Services straight after end of financial year. PERSONALISED PLATES COMPETITION: included in the marketing plan. Suggested implement February to May, with a special reminder in the Show Schedule | Barb to supply copy of Festive Fever voucher | Duncan Barb | ONGOING AS REMINDER |

| | | | | |
|--|--|--|--|--|
| | advertisement. 1 entry per Queensland Government financial transaction at the RTC. | | | |
|--|--|--|--|--|

Treasurer's Report:

Duncan presented the income and expenditure lists and the net position as follows...

Since last meeting 20 February;

Total Income 27 863

Total Expenses 18 830

Balances

Grants Ac 40 034

Transaction Ac 37 773

Moved by Duncan Banks, seconded by Julie Perrottet that the treasurer's report be accepted.

CARRIED

Business arising from the Treasurer's Report:

Nil

Correspondence:

Inwards:

BSC WORK programme application for 2019

Robyn Rigby re wifi (see general business)

Paula Hetherington re narrators for Understanding Cotton video

Gerry Grant re support letter for Landcare application to MDBA

Sue King re difficulties with Barry Smith registrations Transport Department

Kim Wildman, Tourism Manager BSC re 2019 Balonne Shire Events Calendar

David Hourigan Human Services : re Dirran clients attending at St George

Outwards:

Norma: outcomes of February meeting

Dirran Fishing Club re sponsorship for Easter Fishing Competition

Community Newsletter to mailboxes

Gerry Grant, Dirranbandi Landcare Group – letter of support

BSC : completed WORK programme application

David Hourigan Human Services : concerns re Dirran clients attending at St George quoting “lack of privacy at Dirran”

Pam Crothers: RADF application \$4000 towards silo painting project Noondoo

Moved Barb McMillan, seconded Robyn Rigby that the inwards and outwards correspondence be accepted. **CARRIED**

BUSINESS ARISING FROM THE CORRESPONDENCE:

Copies of grant support letters were circulated to the committee for information.

General Business:

Everyone is asked to come up with ways to increase income at the RTC.

| ITEM | DISCUSSION/ACTION REQUIRED | WHEN | BY WHOM | CLOSED |
|-----------------------------------|--|---|--|---------------|
| Working bee at RTC | Suggested we find the Quarterly maintenance audit on computer and initiate this with two committee members undertaking, then advising staff and others what needs to be addressed Electrical inspection-tagging... who does this? Digby offered to check at Council and advise | Asap BSC Electrician has done this 2.4.19 | Barb plus? 12.17 LAST TAG | CLOSED |
| What to do with gravel courtyard? | Pam advised that the table and chairs combo under the fig trees will be removed. Place in the courtyard if possible. Large deck to be erected around the fig trees – Pam wants a screen for water tank etc (R&R expense?) Christmas Lights committee DPA wants to put a Christmas Tree frame in the space also – letter to come | | Pam & R&R contractors | |
| SECURITY ALARM | Has been disabled due to erratic behavior. David Brown has checked, and taken the manual away. Pam advised it is the same as Golf Club has installed – check with Kurt Hadenfeldt for contact at Goondi. | | BARB | |
| COEX registration | RTC is registered to receive funds from returned bottles. Advertise on Dirran Hub. Returns can now be | | BARB | |

| | | | | |
|---------------|--|--|---|--------|
| | taken to Lions at St George Friday & Saturday. | | | |
| ANZAC DAY | Presentation book for cenotaph is already in place Poppy wreath to be sited at RSL until after Anzac Day | | | CLOSED |
| WIFI | Lynda asked who paid for the free WiFi... who owns it? Password doesn't change according to Tia. Time limit? Needs investigation!!! 2.4.19 Query from Robyn: what is our current wifi arrangement, the cost, amount of access, what limitations that we can put on the system and is there a way that we can offer a free service with restrictions. | | Barb Duncan to investigate with Telstra – we could have unlimited WIFI- Current plan is very reasonable | |
| STAFF MATTERS | Following Norma's advice that she is only available alternate weeks, it was decided that we should advertise for a new staff person. Barb to re-vamp Customer Service Officer ad. and circulate via local businesses and on Dirran Hub. Responses to Barb private PO Box, and "secretary" email. CV to hand for Amber Stewart – will confirm continued interest. BARRY SMITH episode – difficulties with Tia being an employee of RTC and Barry were discussed. It is essential that if Tia presents registration paperwork for processing it is done by another staff member. Incomplete paperwork is not to be processed! COMPLAINT FROM CENTRELINK CLIENT was tabled by Julie for Jacque. Client wishes to discuss a matter with staff member Norma, but felt uncomfortable doing so as Samantha (Norma's daughter) was in the office space doing photocopying. The client subsequently went to the St George Centrelink space and mentioned he/she was there because of concerns around privacy at Dirranbandi. | | Barb to investigate ad in Beacon Barb to ensure Tia is fully aware of how this is to work in future Barb to bring this to Norma's attention for comment. Outcome is that no one but staff and committee are allowed past the Library door | |

| | | | | |
|----------------------------|--|--|---|--|
| | <p>A general letter to go to all staff as follows: Outcome as opposite (verbally advised to Tia & Sue). Respect the workplace – it is not an extension of your home. Family & friends can call in but are not to be encouraged to stay for an extended period as this is your place of work. Bear in mind...Our stakeholders QGap, Human Services and BSC Library generate the funds that pay staff wages – if no traffic, no income – no income, no jobs.</p> | | <p>To be distributed following discussion with Norma - Barb</p> | |
| BSC TOURISM MEETING | <p>Robyn teleconferenced this meeting. In Thallon they have “tourist ambassadors” - A trainer came from Toowoomba to get them started. Need to come up with an information book to get prospective ambassadors started and give them confidence. A bike track from Thallon to Dirran along the unused railway track is still on the agenda. BSC will have information at the Caravan & Camping Show in Brisbane, June 2019 Dirran could operate a History Tour one day per week alternative set up a History trail with mudmap as is currently happening at Thallon. Cubbie tours : bus tours are okay so long as the guide is approved by Cubbie. Dirran should piggyback on Lightning Ridge for exposure. Need to look at ways to back up staff during busy time... market days on the verandah – FREE Support Bakery’s vanilla slice festival with Russian books on display in Library (July)</p> | | | |

Meeting closed 5.45pm

Next meeting: to be advised



MINUTES OF THE GENERAL MEETING

10th April 2019

Held at Vanderfield, Thallon Road, St George

| | |
|--|--|
| PRESENT: Mary-Anne Crowe, Samantha O'Toole, Garnet Radford, Natasha Beardmore, David Ward, David Blacket, Laryssa Quartermaine, Michael Kennedy, Raymond Kable, Trent Challenger, John Kelly, Terry Salmon, John Travers, | APOLOGIES: Edward McNally, Sarah Mace, Bec Lorimer, Kerry Suttor, Liz Hill, Marlies May, Mayor Richard Marsh, Ann Leahy MP & Cr Scott Scriven |
| CHAIRPERSON: John Travers | NOTE TAKER: Natasha Beardmore |
| MEETING OPENED: 12.00 pm | MEETING CLOSED: 1.30pm |
| AGENDA: As set | |

| AGENDA ITEM | DISCUSSION / COMMENTS | ACTIONS OR FOLLOW UP REQUIRED |
|---|---|-------------------------------|
| CONFIRMATION OF MINUTES | The minutes from 9 th January 2019 are a true and correct record. Moved: John Travers Seconded: Terry Salmon CARRIED | |
| BUSINESS ARISING | Small Business Week <ul style="list-style-type: none"> - Update from David Ward - Events planned for the week 27-31 May including business breakfast and evening drinks with guest speakers | |
| | EventBank <ul style="list-style-type: none"> - Update on progress of new CRM program | |
| | John provided overview of submission made regarding the Cotton Ban | |
| INWARD CORRESPONDENCE | Incoming Emails <ul style="list-style-type: none"> - As Tabled | |
| OUTWARD CORRESPONDENCE | Outgoing Emails <ul style="list-style-type: none"> - As Tabled | |
| CONFIRMATION OF CORRESPONDENCE | That inward correspondence be received and outward correspondence be confirmed Moved: Natasha Beardmore Seconded: Samantha O'Toole CARRIED | |
| TREASURER'S REPORT AND MEMBERSHIP UPDATE | Account balances agree with the bank statement with the addition of outstanding cheques and deposits and account to be passed for payment. Moved: Samantha O'Toole Seconded: David Ward CARRIED | |



MINUTES OF THE GENERAL MEETING

10th April 2019

Held at Vanderfield, Thallon Road, St George

| | | |
|--------------------------------|---|----------------|
| GENERAL BUSINESS | | |
| GIRISH – BUYPAL | <ul style="list-style-type: none"> - Powerpoint presentation giving overview of what Buypal is about - Designed to give regional areas buying power | |
| DAVID BLACKETT | <ul style="list-style-type: none"> - Report Tast of the West TSBE Food Leaders Australia Dinner in Roma - Approx 800 Attendees enjoyed 4 courses of local food only - Great networking opportunity - Would like to see a similar event held in St George later in the year – Long Table in the Vines - Looking partner businesses or groups - Josh Arnold expressed interest in doing music for the event - Roma event major funding from Santos - David to send through TSBE contacts to invite to Chamber meeting | |
| JOHN KELLY – SUNWATER | Beardmore Dam Repairs Update <ul style="list-style-type: none"> - Leakage occurring on the Thuraggi Channel wall/outlet - Customers have been asked to take their remaining entitlement to their on-farm storage - Construction Completion Date – 10 August - Still discussing/finalising details regarding a Cofferdam - Also discussed Recreation Area and what options are | |
| | | |
| | | |
| NEXT MEETING | Next General Meeting will be held at midday on Wednesday 8th May 2019 | |
| CHAIRPERSON / PRESIDENT | Signed: _____ | Date / / |
| | | |

Interagency Meeting
Wednesday 17 April 2019
Meeting Venue: Care Balonne Community Hub
Chairperson/Scribe: Sarah McGee
Meeting: 12:00pm

Apologies: Karen Brown, Gavin Johannesen, Michael Reddan, Vicky Parker, Liz Hill, Raelee Morris, Gayle Lancaster, Mareea Lochel

Attendance: Emelyn Thomas, Dani Kinnear, Chris Lamb, Liah Hayden, Kelvin Duiker, Leonard Manuel, Jenny Blokland, Heather Scriven, Robyn Brumpton, Jo Bunyan, Ann Lee, Natalie Franks, Kamal Musitapa, Sarah McGee, Cait Fitzpatrick

Draft vision: "creating strong networks between service providers by sharing information, events, programs and referral pathways."

General Business:

I have been directed to table the correspondence between QLD Health and Gayle Lancaster at this Interagency meeting.

I move that the correspondence tabled from Qld Health and Gayle Lancaster be received and noted.

Moved Sarah McGee, Seconded Jo Bunyan

Service Updates:

Jo Bunyan - Support worker Aftercare - josephine.bunyan@aftercare.com.au

Provide a support program for undiagnosed and diagnosed mental health in community

Dani Kinnear – Community Development Officer – Balonne Shire Council – dani.kinnear@balonne.qld.gov.au

- Working on My Community App with community groups. Looking at getting a representative from the company to come to St George and demonstrate. Email Dani to get login details for the app
- Youth Forum (18-24 year old)

Ann Lee –Social Emotional Wellbeing Counsellor Goondir - a.lee@goondir.org.au

- Information on prospective workshop delivered by Stand By in partnership with QLD Health
- Fortnightly Women's Group with Cresta - Goolburri and Tricia Morris- QLD Health

Emelyn Thomas – Alcohol and Other Drugs Counsellor – Anglicare – 0418 901 891 - ethomas@anglicaresq.org.au

- Youth 12-25 years
- Can refer direct to Emelyn 0418 901 891
- Can be self referred or referral from service

Natalie Franks – Indigenous Service Officer, Dept of Human Services – Natalie.Franks@humanservices.gov.au

- Currently working on maintenance action – reviewing why clients are not claiming through Child Support Agency

Liah Hayden – Community Development Officer – Balonne Shire Council – liah.hayden@balonne.qld.gov.au

- Round 2 RADF grants and Young Leaders Bursary in process

Chris Lamb – Community Justice Program – stgahco@bigpond.com

- Thanked all services for support with the Community Justice Program
- Naidoc Week 7th – 14th July 2019 – planning underway, program will be similar to 2018
- South West Legal Forum – Video conferencing and emergency/crisis housing in St George
- Balonne Family and Domestic Violence Prevention Panel Meeting –Dan Gallagher (St George Police OIC) 'coffee with a cop' to begin soon. 30th May a march will be held along the Terrace and finish at the park in front of Police Station.
- A community Day at the hospital is being planned

Kamal Musitapa – Drug and Alcohol Counsellor – Drug ARM – KamalM@hoa.drugarm.com.au 0438 738 361

- +16 year client base
- Yum Chat! – drop in intake session 1pm-5pm Fridays (see attached flyer)

Cait Fitzpatrick – Rural Family Support – Care Balonne – ruralfamilysupport@carebalonne.com

- Recent audit on program
- BCK Fun Day – 8th May
- Simultaneous Reading Time 22nd May – ‘Alpacas with Maracas’
- Family Fun Day 8th June 9am – 12pm
- Child Protection Week Colour Run – Saturday 7th September
- 3 Indigenous Positive Parenting Practitioners based in Aboriginal Housing Co
- Ask Izzy website support services available <https://askizzy.org.au/>

Kelvin Duiker – Clinical Manager Goondir Health - k.duiker@goondir.org.au

- ‘Tackle The Flu’ – Wednesday 1st May 1:30pm – 4:30pm in function room old RSL. This year’s shirts designed by Gordon Lister
- Gym – will be opened in next few weeks. 12 Week Challenge will commence
- 25th Anniversary of Goondir – celebrate with a function at old RSL
- Big Buddies – partnered with the boxing club, success at recent fight competition. Coffee van will be at the St George Show
- Elders Group – working with Peter Goodwin at Heritage Park
- Thank you to all services for their support with Close the Gap day.

Leonard Manuel – Social Physical emotionally Wellbeing Counsellor Goondir – l.manuel@goondir.org.au

- In partnership with Kamal to deliver ‘Life Program’ to 12-18year olds – Social and Emotional wellbeing program

Jenny Blokland – Child Health Nurse Primary & Community Care St George - Jennifer.Blokland@health.qld.gov.au

- Universal children framework in collaboration with other services – Parent Group Care Balonne, Hearing services with Goondir
- Hearing screening in schools
- Visiting paediatrician from Lady Silento Hospital
- Tricia Morris Positive Parenting Practitioner

Heather Scriven – Social Worker Primary & Community Care St George - Heather_Scriven@health.qld.gov.au

- Referrals can be self or service referred.
- Pain Management Group – 4 week program
- Glenda Corlett Social Worker- Glenda_Corlett@health.qld.gov.au offers parenting programs – Triple P, 123 Magic. Delivers Therapy program

Robyn Brumpton - A/Service Director St George Primary & Community Care - robyn.brumpton@health.qld.gov.au

- New to the position
- Breastscreen van currently at St George Hospital
- Increase in My Aged Care referrals

Meeting closed at 1:15pm

Meeting Dates 2019

Wednesday at 12pm at Care Balonne

19th June

21st August

16th October

18th December

Upcoming workshops/events (flyers have been distributed)

| Date | Time | Event | Location |
|------------|---------------|---|----------------------------|
| 30 April | 11am – 1:30pm | Free .id Profile Webinar | BSC Disaster Training Room |
| 8 May | 9am – 11am | BCK Fun Day | Balonne Kindy |
| 22 May | 8am – 3pm | CALM | Anglican Hall, St George |
| 22 May | TBA | Simultaneous Story Time | TBA |
| 7 June | 9am – 4:15pm | Working with young people – self harm | Roma Hospital |
| 8 June | 9am – 12pm | Family Fun Day | Amphitheatre |
| 26 June | 8am – 3pm | Motivational Interviewing workshop | Care Balonne |
| 1-2 August | 8am – 3pm | Safe in Oz | Care Balonne |
| 6-8 Sept | | Multicultural River Dragon Festival | Amphitheatre, St George |
| 10 Sept | 8am – 3pm | Suicide to Hope workshop | Care Balonne |
| 25 Sept | 8:30am – 4pm | Diversity in Gender Identity | Roma, Community Hub |
| 16 Oct | 8:30 – 4:30pm | Looking after ourselves with Tenderness | Roma Hospital |



ST George DV Panel Meeting Lifeline Office St George

4th April 2019. 2.30 pm

Attendees: Anne Lee Goondir Medical Centre
Chris Lamb St George Community Justice Group
Renelle McKellar Lifeline Safe Connections
Sarah McGee Care Balonne
Dan Gallagher St George QPS
Apologies: Kathy Claxton – Care Balonne
Maree Lochel – Balonne Shire Council

Due to no agenda, items of discussion as follows:

1. Discussion from last meeting of agencies inquiries of free DV Workshops:
Free DV Alert workshops are available through Lifeline. This will be followed up by Sam Cornelius. (Safe Connections Team Leader Roma). See attached DV Alert Flyer for example.
2. CACH DV Position St George:
Follow up with Tanya Foster of the funding body for information: Information is CACH will be doing interviews next week for the 3 positions. 2 in Cunnamulla and 1 in St George.
3. Funding for \$ 5000 May DV Prevention month 2019 Applications. Roma, Charleville, St George and Cunnamulla applications unsuccessful this year.
4. Dan Gallagher - Is able to provide stats on DV and referrals. Any organisation can register with Redbourne for referrals, as Redbourne is the source of Police referrals. Anne Lee advised Goondir Medical Centre is in the process of registering for Redbourne referrals. Sarah McGee advise Care Balonne has been registered for Redbourne for a while, but doesn't receive referrals.

Dan Gallagher informed meeting St George Police are making more referrals to Child Safety as they are identifying children and families needing assistance.
5. Activities for DV Month May: Rize up on 18/19th May.
DV March Thursday 30th May at 10 am along the Terrace St George from Ampitheatre to Park across from Police Station.

Dan Gallagher will deal with any red tape concerning the March. Community and organisations invited to take part in the march and barbecue. Hoping for other organisations to hold activities concurrently. Dan Gallagher has a contact from the ABC in Toowoomba who may be able to come to St George on this day.

Purple Lighting for month of May: To be followed up with Maree Lochel.

Other agencies/organizations are invited/encouraged to hold an activity during this month, be it individual or partnership with other agencies.

6. There is a Men's Shed in St George located on the way to Mitre 10. Not sure of hours. Keith Codrington and Geoff Moon are contacts for the Men's Shed.
7. Chris Lamb informed meeting Community Justice Group are working on Teleconferencing facilities for St George. Chris also discussed homelessness in St George and is hoping to work on Short Term Housing Project – In partnership with other organisations. The St George Community Justice Group will be meeting tomorrow at 11.00am at Goolburri Office in Victoria Street, and community members are encouraged to attend.
8. Anne Lee advised meeting a Women's Group has just started with a good rollout of about 20 women for the first meeting. The Women's Group is hoping to start a sewing Project and just need to check on the Sewing Machines. The next meeting for the Women's Group is on Tuesday 9th April at 10.30am at Kamilaroi Office on the Terrace.
9. Dan Gallagher proved information he is keen for Police to engage with community, and would like to try a "Coffee with a Cop", with community members. This could be with anyone, anywhere they would like to meet up to have a coffee or a chat. Dan would also like to try other activities with the community where community members learn to be safe, and look out for other community members.
10. Dan Gallagher discussed using the 000 number and the Crimestoppers number for calling the Police for attendance. Dan advises there is a Police Link app which is available on Smartphone which can connect community members much quicker to Police. Dan advises community to call PoliceLink (131 444), as this connects community to Police faster, and Police can attend instances quicker than community calling the Police Station or other emergency numbers when Police are needed.
11. If other agencies/organisations are planning activities for DV Prevention month in May, could they please contact the DV Panel, or Kathy Claxton (Care Balonne), so a calendar of events for the month can be put together and out to the community please.

Meeting Closed 4.00 pm. Next meeting to be advised.



Darling Downs & South West Queensland
COUNCIL OF MAYORS

Meeting held

Friday 15 March 2019

9.30 am – 4.00 pm

Dalby Events Centre (Dalby Showgrounds)

15 Nicholson Street, Dalby

(Host: Western Downs Regional Council)

DRAFT MINUTES

Attendance:

Mayor John Ferguson
Mayor Stuart Mackenzie
Mayor Lindsay Godfrey
Mayor Annie Liston
Mayor Richard Marsh
Mayor Tyson Golder
Mayor Graeme Scheu
Mayor Paul McVeigh
Mayor Tracy Dobie
Mayor Paul Antonio

Bulloo Shire Council
Quilpie Shire Council
Paroo Shire Council (Deputy Chair)
Murweh Shire Council
Balonne Shire Council
Maranoa Regional Council
Goondiwindi Regional Council
Western Downs Regional Council
Southern Downs Regional Council
Toowoomba Regional Council (TRC) (Chair)

Guests:

Dr Nikola Stepanov
Kathleen Florian
Jo Tait
Rebecca Pickering
Kathryn Cockerill

Malcom Martin
Emma Bradbury
John Bird
Prof Jim Cavaye
Trudi Bartlett
Megan O'Shannessy
Dr Kay Brumpton
Prof Sarah Strasser
Louise Sanderson
Cr Ray Brown
Paul Cranch

Queensland Integrity Commissioner
Queensland Independent Assessor
Business Development Manager, Darling Downs & N.SW, ARTC
Director Engagement Environment & Property, Inland Rail, ARTC
Regional Liaison Officer – Regional & Industry Benefits, Inland Rail
& Rail Policy Division, Dept of Infrastructure, Regional Devel & Cities
Manager Rural Industry Devel, Southern Region, Dept of Ag. & Fisheries
CEO, Murray Darling Association
Regional Director, Dept of State Devel., Manuf., Infrastructure & Planning
Chair, RDA- DDSW
Director, RDA-DDSW
CEO, Qld Rural Medical Education / Griffith Health
Sub-Dean, Griffith Health; Director Education & Training, QRME
Head of Rural Clinical School, University of Qld
Operations Manager, Southern Qld Rural Health
Policy Executive, LGAQ
Lead – Trade and Investment, LGAQ

Apologies:

Cr Cameron O'Neill
Carl Manton

Policy Executive, LGAQ
Chief Executive Officer, Goondiwindi Regional Council

Ross Musgrove

Chief Executive Officer, Western Downs Regional Council

Others in support:

Lew Rojahn

Chief Executive Officer, Bulloo Shire Council

Matthew Magin

Chief Executive Officer, Balonne Regional Council

Neil Polglase

Chief Executive Officer, Murweh Shire Council

David Keenan

Chief Executive Officer, Southern Downs Regional Council

Tamie Warner

Manager HR, Bulloo Shire Council

Paul Currie

Executive Management Officer, TRC

Shamus Garmany

Principal Economic Development, TRC

Michael Duff

Senior Media Relations Officer, TRC

1. Welcome and General Discussion

The Chair welcomed all to the meeting and thanked Mayor McVeigh and Western Downs Regional Council for hosting the event. Mayor McVeigh welcomed the Council of Mayors, presenters and guests to the Western Downs and to its new events centre. He remarked on the extreme dry conditions, reinforcing that water is a key issue for all into the future. Finding solutions is paramount. He wished everyone a beneficial day's meeting and discussions.

2. Confirmation of the Previous Minutes

The draft Minutes of the Meeting held at the Brisbane Convention & Exhibition Centre on 28 October 2018 were adopted as circulated.

(Moved: Mayor McVeigh; Seconded: Mayor Dobie)

3. Matters Arising from the Previous Minutes

- Relevant matters arising were incorporated in the current Agenda.
- Mayor Antonio advised that Jack Archer has left the Regional Australia Institute, and that Liz Ritchie is now the RAI contact for rural migration matters.

4. ARTC / Inland Rail update

Mayor Antonio welcomed Jo Tait, Business Development Manager, Darling Downs & Northern NSW, for the Australian Rail Track Corporation (ARTC), and her colleague Rebecca Pickering, Director Engagement Environment & Property, Inland Rail, to update the meeting on the planning and construction phase of the Melbourne-Brisbane Inland Rail Network, and its potential for freight users once operational.

Also present to contribute to the discussion were Kathryn Cockerill, Regional Liaison Officer - Regional & Industry Benefits, Inland Rail & Rail Policy Division, from the federal Department of Infrastructure, Regional Development & Cities, and Malcom Martin, Manager Rural Industry Development, Southern Region, Qld Department of Agriculture & Fisheries.

Issues discussed included:

Rebecca:

- The Inland Rail project presents an amazing opportunity to create a world class supply chain.
- It is a vital link to avoid road congestion, and will yield \$16 billion in economic benefits, and 16,000 direct and indirect jobs.
- Connectivity laterally is important as well as the central spine.
- Will create more flexible freight options and produce an estimated \$10 per tonne saving on freight cost.
- Queensland will see \$7.2 billion of the project spend, and 7,200 jobs. It contains the sections with the greatest technical difficulty, with tunnels and elevation.
- Boost to Gross Regional Product: \$2.2 billion for Darling Downs and \$4.1 billion for Brisbane
- Qld sections are currently in the planning & approvals stage, involving feasibility details, exact placement, and environmental and geotechnical surveys.
- Five community consultative committees are now in place in Queensland
- Social performance program looks at maximizing local workforce, housing & accommodation, health & community wellbeing and stakeholder engagement
- Currently under construction: Parkes – Narromine (P2N) - upgrade
- Qld construction is a couple of years away.

Jo:

- Getting freight on rail is her total focus
- ARTC's overall business includes an 8,500 km standard rail network across 5 states
- Looking for potential connections that will expand freight opportunities
- Passing loops will allow shorter / stop-start operations to coexist with fast, <24hr trains
- Already 26% of market find it viable to send freight from Melbourne to Brisbane by rail
- Southern Qld potential connections include with the Western and South-western lines. Will work with QR to identify opportunities
- Encourage contact to work out possibilities case by case. Especially for those located nearby to the Inland Rail network.
- Coordination of efforts is fostered via the following 5 forums:
 - Australian Government: Inland Rail Engagement Group (chaired by DIRDC)
 - Queensland Government: Interdepartmental Committee – Inland Rail
 - Councils of Mayors: COMSEQ and DDSWQ-COM
 - Queensland Local Government Forum (via DIRDC)
 - Economic Development Officer forums (DDSWQ)

- Jo provided a case study of a siding at Bomen (industrial area north of Wagga)
 - Shows what local value can be achieved, with loading / interchange facilities linked to Inland Rail's core business
 - Upgrade of siding - \$5 million approx; does not need IR standard of capital spend, for slow moving train. Similar can be negotiated in Queensland, depending on demand.
- Dual-gauging in Qld – will cover all of Border to Acacia Ridge and to Port of Brisbane
- Working with QR, in close coordination with DTMR – on-going
- Link to Port of Brisbane – will operate from day one, limited to single stacked containers. Studying future demand, as part of study for dedicated rail freight route to Port.

Q&As:

- Mayor Antonio pointed out that on the Toowoomba Second Range Crossing road project, the primary contractor Nexus have exceeded 75% local content, and hopes that IR will take a similar approach. Jo assured that Inland Rail will work with councils to maximise local content. This will lead to strong but realistic commitments. Second tier contractors are where most local content can be achieved. In defining "local", ARTC will be focussing on LGAs as closely as feasible.
- ARTC involvement in sidings: will be open to discussion and negotiations.
- Mayor Scheu queried how close we are to an intergovernmental agreement in Queensland. This is not yet in place, but its absence is not holding up work in general. Pending the agreement, IR can guide landholders but cannot yet be specific about land acquisition terms, etc. Qld community consultative committees have been formed, consisting mostly of individuals rather than groups. Councils are welcome to attend and observe.
- Kathryn pointed out that she is the Regional Liaison Officer from DIRDC, and is locally based. She is observing good cooperation among agencies, and thanked Rebecca and Jo for their expertise and willing collaboration.
- Malcolm explained that he is looking at agriculture usage, with coverage across the whole DDSWQ region. His role provides IR with a link to DAF and the Qld Government more generally – will help make the project more viable long-term.
- Emma also is keen to help foster the broader collaboration, by providing links with Murray Darling Basin communities.

Mayor Antonio thanked Jo, Rebecca, Kathryn and Malcolm for their contributions, and for their collaborative approach to the benefit of all in this truly nation building enterprise. He pointed out that there will inevitably be both winners and losers, and that steering the best course forward is a challenging task. We look forward to a continuing dialogue.

5. Rail Forum progress / Dept of State Development update

John Bird, Regional Director, Dept of State Development, Manufacturing, Infrastructure & Planning, raised the following issues in regard to the proposed Rail Forum:

- Initially DTMR have been reluctant to talk directly to Mayors, while the State's relationship with the Commonwealth on Inland Rail is still developing. He and Paul Currie are working in background with DTMR and QR nonetheless. In the meantime, he was able to explain what is developing.
- Watco, a US-origin company already operating in Perth, has been contracted by Graincorp for their grain forwarding needs, in place of Aurizon. They have already established a base in Warwick, and will also be using Graincorp sites in Goondiwindi and Dalby, as well as two locations in CQ. They will be using narrow gauge locos ex US and rolling stock ex China.
- Hendon (near Allora) is proposed to become an intermodal rail hub – in development. Will service the SW line, but not yet known how far towards Dirranbandi
- Interlink SQ is now partnering with Seaway P/L for operation of the Charlton intermodal hub (west of Toowoomba) – starting construction later this year.
- Morven Rail Hub (livestock) is in planning – with involvement of Murweh Shire Council.
- Regional livestock and other freight. Linfox have purchased Aurizon's intermodal business. No rail operations yet in Southern Qld. Livestock services will continue to be provided by Aurizon until 31 December 2019.
- In summary, the main helpful trends are that private operators are now on rail, and intermodal facilities are developing.
- Also on the positive front, Paul Currie advised that behind the scenes, he has found that the relevant rail freight and logistics staff in DTMR level are hearing what the west is calling for, and keen to achieve outcomes that match what the Mayors hope for. The new rail operators are certainly willing to talk.
- It is important still to put things collectively on the table to government, and persevere until concrete outcomes are achieved.

The Chair sought the meeting's wishes on whether to proceed with an initial Rail Forum at this stage, drawing together the new players in the rail freight space, and DTMR as and when they are ready to openly engage.

ACTION: It was agreed that the issue is very important to our region, and John and Paul were requested to proceed with organising the Rail Forum at the earliest opportunity.

Discussion in response to John's update included:

- Mayor Mackenzie reported his experience through the SW Road Group, that the Qld Govt seems unhappy to have LGs trying to make inputs to their transport plans. The Road Group's regional road plan includes state roads, and they not happy. Trudi also finds Plans get state assets removed.
- David Keenan reported frustration with lack of coordination in transport planning. The Regional Transport Strategy should have been cross-referenced with the Darling Downs Plan. Southern Downs are still waiting for a reply to their letter to Minister Bailey on the matter.
- Mayor Scheu finds cross-border traffic is ignored. The NSW Corridor Strategy goes all the way to Warwick but Queensland will not take this into account.
- Mayor Antonio reported confusing advice from DTMR briefings, and Mayor Golder shares the frustration in trying to get DTMR to respond to LG concerns – such as the Road safety in townships example.

John then outlined developments in the regional work of his Department, including the following:

- Economic Development Officers Forum planned for 23 May in Toowoomba
- Combined Planning Economic Development Forum 17-18 at Quilpie – with focus on smaller communities
- Business Case development training in planning, for St. George and Charleville
- Building Our Regions, Round 4 – successful projects list due soon (progressive announcements)
- Advanced Manufacturing – also awaiting announcements
- Likewise Biofutures – a lot of activity re Waste.
- Regional Economic Development plans
- Industry facilitation
- Aerospace – working with QANTAS and Wellcamp
- Supply Chain activity – working with Toowoomba Chamber of Commerce, and Watpac re Roma build
- Defence – Singapore Air Force changing helicopter type, leading to reskilling through TAFE, for Bristow staff.

Mayor Antonio thanked John for his informative update, and for his and his team's on-going support of our communities and their economic future.

6. Councillors' Conflicts of Interest and Material Personal Interests – finding the best approach

Mayor Antonio welcomed the Queensland Integrity Commissioner, Dr Nikola Stepanov, and the Independent Assessor, Kathleen Florian, to help Mayors understand the emerging governance issues in local government. In their introduction, they raised the following issues:

Nikola:

- Focus is on working with Local Government.
- Her role includes being head of the Integrity Committee. Seeking to identify new needs. Handout provides best practice in handling interests.
- Maintains the Lobbyists Register.
- Also has a Public awareness function.
- If Councillors seek, accept and apply the advice of the Integrity Commissioner, and record the fact, they are protected from adverse consequences as a result of any civil and administrative processes.
- Nikola offers 5 working days turnaround for advice.
- Conflicts of Interest, Gifts, and Influence are main issues that come up.

Kathleen:

- Background includes as a Barrister with national experience
- Worked 6 years with the CCC, including oversight of LG among others

- Also Health and medical investigations
- Kathleen explained the process for handling councillor conduct complaints, with reference to the handout.
- Vexatious and frivolous complaints – can be readily dismissed, and may constitute an offence for the complainant. Looking to take a strong stand on these.
- 162 complaints in 2018. 41 are under assessment, 191 have been dismissed, others referred or taking no action, and 4 have gone to the Tribunal. For DDSW there were 50+ complaints.
- Social Media – working with LGAQ – expect guidance out in 2 weeks
- Register of Interests – keen to have conversations. You need to recognise there are people out there that scrutinise your register and compare them with what is revealed in council proceedings.
- Aim to help councils set own standards.
- Sending some borderline cases to the Tribunal, to get precedents set.

Points raised in discussion included:

- Mayor Dobie raised the issue of social media guidelines. These are being developed, and will include how to deal with attack sites. Approach is to take screen shots and report.
- Mayor McVeigh sought guidance regarding Crs involved in community organisations, where they feel frustration about constraints outside council meetings. Community members are angry about Crs not participating in community meetings, when they want Council’s perspective and look for leadership, especially from Mayors – eg resource sector. How to balance? Nikola advised: provide copy of the advice to media / groups. Key is “influence” – trick is it is not yet clear just what that means, so recommend taking cautious approach.
- MPIs – Act says make own judgement. Ask Nikola, till more clarification.
- COIs – declare, then let Councillors have conversation.
- Mayor Scheu sought clarification on what is meant by a “personal interest”? Nikola advised that the first stage is to recognise where there is a personal interest involved, then to assess if this generates a conflict of interest. Explanation is in *s. 175(e) Interests*.
 - Hoping to see MPIs removed from the Act. Then it would all be about personal interests, to different degrees.
 - Act wants Councils to make decision on whether there is a conflict.
 - No absolute rights or wrongs. Main thing is to explain why a decision was reached.
 - As Tribunal makes clarifications, advice will be refined.
- Mayor Mackenzie explained that people think you are trying to hide something when you fail to engage because of having a MPI. He disagreed with the suggestion that people will understand. Nikola advised: take the higher ground. You cannot satisfy everyone. May be able to proactively engage media. At the same time, it is important to recognise that having an interest is not a bad thing, in fact it is generally valuable in seeking positive community outcomes, and it is how it is handled that matters.
- Mayor Golder asked whether in future, might power be given to the community to decide if they want Crs involved?

- Nikola pointed to the guide which gives examples of where it is better to stay.
- Not the best thing to do, to declare a COI and just leave without Council discussing and deciding.
- New legislative amendments will broaden the decisions on COIs
- On the issue of how to approach COIs in a range of situations, Belcarra focussed on Council Meetings, but the legislation does not make that clear, instead referring to 'Council matters'. Again, recommend being extra cautious. Use next Council Meeting to declare and decide.
- David Keenan raised the issue of Council briefings, where an issue first arises. No minutes are taken as these are not decision-making meetings, so how is it going to be recorded for the public record that a Cr has declared COI and excluded themselves so cannot be accused of influencing the discussion. Nikola advises it is best to take notes. This should be easier to handle once amendments to the Act are made in 3-4 months, as it is expected these will make personal interests apply outside Council meetings.

Mayor Antonio expressed the meeting's appreciation to Nikola and Kathleen, for today's input, as well as their recent session with Toowoomba Regional Council. Handling these issues is a major challenge, and Crs are fortunate to have such capable guides to assist them.

7. Murray Darling Basin future

Mayor Antonio welcomed Emma Bradbury, CEO of the Murray Darling Association, who outlined the current and emerging issues for the health, sustainability and economic impacts of the Murray Darling Basin. Points raised included:

- MDA is the Murray Darling "Association", as distinct from "Authority". People can confuse it with the Murray Darling Basin Authority.
- Emma congratulated Western Downs RC as hosts today, for the state of the shire, including Myall Creek.
- The Murray Darling Basin (MDB) covers 4 states + the ACT, with more than 2 million people, 1 million sq kms, 20% of Australia's land area, and 40% of its farms. It contains 16 major wetlands.
- Tourism is important for the use of water, with \$8.3 billion generated throughout the Basin.
- MDA was formed in 1944, as a grouping of local governments. It is the only cross-state LG representative body other than ALGA (which is a federation of state bodies rather than an organisation with direct LGA membership).
- Was instrumental in getting support for the Snowy River Scheme.
- Now, with MDBA, MDA's role is even more critical.
- It is interesting to compare the approach of the ARTC to how the MDBA was developed – how much better it would have been if the MD Plan had included a social performance standard. Currently, getting community consultation is tough.
- Representation possible through LGs.
- Synergies with Inland Rail

- More that unites than divides our regions. Shared priorities include economic development, investment attraction, planning coordination.
- MDA actively partners with governments and agencies – ensures there is a LG voice on basin matters. Examples: National Carp Control Plan, CSIRO, etc.
- Strength is in providing clear direction, local solutions and strong credible leadership. Active participation by member councils brings LG technical expertise to the table.
- Vital to have three levels of government working together to make the Basin Plan work : “If the MDA didn’t exist, we’d have to invent it” – Chair of MDBA
- Communities are dependent on a healthy river system to underpin economic and community development.
- Region 12 has four LG members (Balonne, Toowoomba, Paroo, Goondiwindi). 5 others in DDSWQ are not yet members.
- “History is made by those who turn up”. Best outcomes will result if all get involved.
- Board meets monthly, made up of Region chairs.

Points raised in discussion included:

- Mayor Godfrey: Does MDA have a policy about shifting water across catchments? eg diversion of the Clarence, Burdekin pipeline. Emma stated that MDA is keen on such innovative solutions, and this is best enacted via resolutions at the national conference. Need to get Regions and individual LGAs to push also. MDA is a pathway, but not a panacea.
- Further to this point, Mayor McVeigh stressed the need to look for federal solutions to source new water from outside the Murray Darling system. Currently neighbouring LGAs compete with each other over same water. Need a 100-year plan. Have to get people around the table. Having some success at the highest level but doesn’t get things happening on the ground.
- Mayor Antonio reported that TRC is currently considering its water future. TRC and Southern Downs RC will work together. Note ARTC tunnel has potential to reduce the head required eg for Nu-water (repurposed Brisbane waste water, for agriculture).
- Emma favours operating on a hub and spoke model. DDSWQ COM is a great model. However, too often envy and competition get in the way. Need visionary national leadership. Adelaide and Toowoomba are the only urbanised centres in the Basin. Can give leadership through innovative schemes.
- DDSWQ-COM could lead this collaboration. Can consult Tumut expertise, and try to emulate. Happy to connect with Southern Downs and other partners.

A presentation was made by Mayor Marsh, as Chair of Region 12, to Mayor Antonio, in light of the 75th Annual Conference of the MDA being held in Toowoomba. This was a perpetual trophy presented each year to the LG hosting the Conference.

Mayor Marsh appealed for DDSW shires to take up membership of MDA in Region 12.

The Chair thanked Emma for her valuable update, and Mayor Marsh for the presentation, and recommended the Conference to all.

8. RDA-Darling Downs & SW - update

Mayor Antonio welcomed Professor Jim Cavaye, Chair of Regional Development Australia – Darling Downs and South West (RDA-DDSW), and Director Trudi Bartlett, and acknowledged Mayor Mackenzie as Deputy Chair of the RDA-DDSW Committee.

The update covered:

- RDA's footprint matches that of the Council of Mayors.
- Two new Committee members have joined RDA-DDSW, for a full complement.
- The three overarching priorities:
 - Improving access to funding;
 - Coordination to progress key regional projects; and,
 - Communications to and from the Federal Government.
- Very active over the past 8 months.
- Five Issues Forums held in Warwick and Cunnamulla:

Top 5:

- Population Attraction –
 - East: 2-page proposal for market research on what will attract new residents / operators.
 - West: Population and investment prospectus for SWRED, including a jobs portal
- Logistics and Transport -
 - East: support COM Rail initiative, working with cross-border RDA;
 - West: Research data supporting SWRED production over population argument
- Zonal tax concessions – West: Input to current Federal Govt review
- Access to skilled staff – East: information sharing with DESBT
- Waste to energy, recycling, coordination –
 - East: support COM for regional waste strategy;
 - West: mesh the grid w. S.A., with local generation
- Digital connectivity –
 - East: develop position paper under COM for lobbying and advocacy;
 - West: feasibility study to lobby Telstra for better service

RDA will work to progress these, and would like COM endorsement (see below).

- Have conducted a Roundtable on ADTEC innovative industry potential

- Looking to do a migration Roundtable
- Rural Economy Centre of Excellence at USQ – federally funded.
- Upcoming events:
 - Id.profile training Charleville & Cunnamulla – 19-20 March;
 - Major Projects Breakfast 2 April, Toowoomba;
 - Employment Roundtable Southern Downs;
 - Business case training St.George & Charleville
 - SWRED skills gap forum Roma
 - Joint SWRED / RDA-DDSW board meeting Charleville
 - Canberra delegation w TSBE - July.

Points raised in discussion included:

- Mayor Antonio strongly supports a group approach among eastern LGs to coordinate waste management and water access
- Mayor Scheu urges use of COM letters in support of projects.

ACTION: It was agreed that the Council of Mayors strongly supports the efforts of RDA-DDSW. On-going communication and collaboration will be fostered through Paul Currie and Trudi.

The Chair thanked Jim and Trudi for their excellent work and participation today. Mayor Dobie especially thanked them for the 5 Issues Forum in Warwick, which was outstanding.

9. New directions in medical and dental training and services across DDSWQ

Mayor Antonio welcomed Megan O'Shannessy, CEO, Qld Rural Medical Education (Griffith University Health), Kay Brumpton, Sub-Dean Griffith Health & Director Education and Training QRME, Prof Sarah Strasser, Head of University of Queensland's Rural Clinical School, and Louise Sanderson, Operations Manager, Southern Qld Rural Health, to provide an update on medical, dental and allied health services and training across DDSWQ:

Prof Strasser:

- Has been the Head of UQ's RCS since Aug 2016
- RCS focus in research to find out what rural communities need, alongside training and services.
- Community engagement works at various levels – research, patients willing to see trainees, community support of students. Have 70 medical students based in Toowoomba and placed on rotation around regions.
- Urging full 4-year MD program. DD Hospitals are supportive.
- "Grow your own" is the philosophy, to boost numbers working on in the regions.
- Federally funded regional training hubs were established from 2017, involving GPs and specialists. Rolling out Rockhampton, Bundaberg and Toowoomba simultaneously.

- Will look for input from Mayors and communities, to see what people want, and for support to assist the trainees.

Louise:

- Running Dalby and St.George dental clinics, and hope to expand.
- Happy to discuss with shires further west
 - will link up with Mayor Ferguson
 - Mayor Mackenzie queried availability for Quilpie – Louise will explore with private providers, and Q Health
- SQRH is a new Univ Dept of allied health.
 - Students come from from rural and urban centres.
 - 1000 students in first year, given 3-16 weeks placements (average of 4 weeks).
 - \$430K injection to local economies.
 - Looking to extend placements (to average 6 weeks).
 - Have secured student accommodation.
 - This year \$4.5M capital projects – including Charleville medical & dental training facility costing \$2M.
 - Adding Telehealth and Teletraining.
 - Twmba Baillie Hospital training.
 - RFDS placements Charleville.
 - Aboriginal medical service also based out of Charleville.
 - Working in collaboration with Griffith in school programs.

Kay:

- Griffith is also in dental space. Chairs at Warwick and Kingaroy. Wider will take longer.
- Frustrated but hopeful regarding the level of medical and allied training in Qld – need much more. Note that a medical workforce crisis has recently been announced on the ABC. 1000 graduates a year in Qld. Need to be establish program that starts in school.
- Long-look Program is operating very successfully on the Downs and Burnett (as previously explained by Prof Scott Kitchener).
- Dalby education centre.
- Look to use local procurement where possible. In Jandowie helped establish clinic with two student places, etc. Employing local people, including at student accommodation in Miles.
- Long-term aim is for an integrated Rural Med School, getting the community engaged to guide training.

Points raised in discussion included:

- Mayor Ferguson: can RFDS add dental services? Thargomindah has a van with 3 chairs.

Team will discuss and seek contacts.

- David Keenan: There is a student led clinic in Toowoomba – can this be extended more broadly? Working with Primary Health Network. Sarah said 'exactly what we need to hear'. This sort of feedback from communities gives strength to the Unis' lobbying to achieve wider coverage.

- Students are required to also do research, and this can lead to better meeting needs.

- Mayor Golder: Roma private clinic is struggling to get doctors and support, with many key medical staff nearing retirement. Also, what about offers to rural kids for placements at home base before they start medicine to get them to start?

Kay – want to find ways to help rural GPs have succession plans and holidays. Recognize we do need better primary and secondary training to get kids up to standard to get into medicine. Sarah – Feds require 27.5% rural students, and now pushing for admissions to match levels in wider population. So numbers will rise. Reality is better outcomes for trainees in rural Qld and from indigenous backgrounds. Get medical students going to schools – Sarah: does happen already. There are 270 from UQ going into schools.

- Tamie Warner: how to attract medical and allied students and practitioners? JCU finds it easy, being on the coast.

One way may be to establish pathways out of initial rural medicine placements back to the city to meet the educational and other needs of growing families, eg, to help graduates do first 7-10 years in the bush with a guaranteed repatriation when family needs require city options.

- Mayor Godfrey: suggest approach of paying off / waiving student debts in exchange for 4 year rural placement on graduation. Mayors should press Feds and/or State to do this for health as per education. Medical students come out owing the cost of a house, so it takes 7-8 years to pay out. Sarah advised they are

trying to source funds to enable this to happen.

Mayor Antonio extended the group's thanks to the whole team, for their broad update and forecasts that sparked a lively discussion. Hope to come back next time with more details of opportunities.

ACTION: Mayors are urged to lobby local MPs for incentives to retain medical graduates in rural and remote communities for their initial placement.

10. LGAQ Update

Cr Ray Brown, a member of LGAQ's Policy Executive, was welcomed to the meeting, joining Paul Cranch, LGAQ Lead – Trade & Investment. In Ray's and Paul's update presentations and associated discussions, the following issues were highlighted:

LG election changes:

- Ray outlined the LGAQ Special Meeting set for 2 April, to consider response to the State's proposed changes to LG elections. Meeting will vote on 10 motions. An active campaign is underway for the next 2 weeks against compulsory preferential voting. Ray invited Mayors to express views to the State prior to 2 April.
- Despite the Minister saying he has consulted widely, Cr Brown advised that he has been unable to find any Mayor who has been contacted.
- Dual candidacy explained and opposed generally, though noting that some remote councils favour this, to help get sufficient candidates.
- \$1.57 per vote to be paid for both Mayoral and Councillor elections, also opposed.
- Proportional representation for undivided councils – will introduce a risk that extreme and poorly informed groups will stand teams, disrupting meaningful representation.
- Survey shows 76% of community do not want change.
- Campaign fund accounts have to be open now, and remain open.
- Next election, have to reveal account details
- Councillors now have to make the call themselves on whether they have a COI.
- Election costs will escalate. ECQ costs will worsen.
- Expect much higher rate of informal votes with huge ballot papers.
- Will introduce party politics into LG.
- Postal voting – have to argue your case, and concern is if they stipulate that above a certain population level it has to be by booths. Toowoomba has decided to apply for a full postal vote.
- Mayor Antonio advised that Toowoomba has consistently rejected teams. This approach looks to be a retrograde step, and appears very politically motivated.

Other matters:

- Paul reminded Mayors about Stock Route Review feedback

- He also flagged a new “your council” local government awareness campaign.

Mayor Antonio thanked Cr Brown and Paul for their attendance and input. The LGAQ is as always making strong moves to advance the interests of the local communities that we serve.

11. Review of Council of Mayors Key Priorities

It was agreed that four of the key priorities:

- Infrastructure – with particular emphasis on rail
- Telecommunications
- Tourism
- Water – Access and Quality

were addressed in the main agenda. On the fifth,

- Food and Fibre Leadership

Mayor Dobie reported that in Southern Downs Region (and no doubt more widely), the application of the emergency water infrastructure rebate is inequitable. Support is given to livestock operators, but not to horticulturalists such as grape growers, for whom the effects of drought are catastrophic (50 years to recover).

ACTION: Agreed that the Council of Mayors will write to the Minister in support. Mayor Dobie will send recommended wording to Paul Currie.

Finally, it was agreed to add in Health as a key priority area.

12. General Business

- Federal Election push to restore LG funding to 1% of Commonwealth tax

Mayor Antonio urged strong support for the ALGA and LGAQ position. Cr Brown recommended considering what does 1% mean to us ? Work out what you can do better, to explain to constituents the critical nature of this funding. Please argue for it with your relevant Federal MPs. David Littleproud insists it is not for the Commonwealth to pay more, rather there should be a shift of resources from SEQ local governments. This does not stand up, as rural shires already get more per head than SEQ because of expansive road networks, etc. Mayor McVeigh pointed out that for small LGAs with low rate base, FAGs are of critical importance. Mayor Marsh has written a letter to relevant MPs. Have to state strongly.

ACTION: Agreed that all Mayors will sign a letter letter to all MPs across DDSWQ.

- Asia Pacific Cities Conference & Mayors Forum – Brisbane 7-10 July 2019

Mayors were asked to note the APCS event, and consider participation.

Brisbane City Council and TSBE will be show-casing produce across SEQ and the Surat Basin.

- Regional Waste Management collaboration and strategy

Mayor Antonio had proposed this item in the Agenda, which already came up for discussion earlier in the meeting, as a result of the RDA 5 Issues forums.

ACTION: It was agreed that the Council of Mayors will seek to develop a collaborative approach, and advocate jointly. Paul Currie to coordinate in conjunction with RDA-DDSW.

13. Actions Arising – next steps

The actions arising from the meeting are summarised in the table below.

14. Next Meetings

Noted the next meetings will be on Friday 19 July (venue TBC), and Sunday 13 October (Cairns).

15. Conclusion and Closure

Mayor Antonio declared the meeting to be of great value, and thanked all for attending.

The meeting concluded at 3.40 pm, when the Mayors and CEOs adjourned for a brief media and photo opportunity.

Summary of Actions Arising

| Action | Responsible | Target date | Status |
|--|---|---|-----------|
| ACTIONS FROM 15.03.19 | | | |
| <i>Rail Forum:</i> Proceed to arrange stage 1 Forum ASAP | Paul Currie, with John Bird | ASAP – potentially in conjunction with next COM meeting | |
| <i>RDA-DDSW '5 Issues Forums' actions:</i> Liaise with RDA-DDSW to progress | Paul Currie / Trudi Bartlett | Progressive | |
| <i>Incentives to retain medical graduates:</i> Lobby local MPs for fee-waiver / repatriation / other schemes | All Mayors as opportunities present | ASAP | |
| <i>Emergency Water Infrastructure Rebate</i> Write to Minister seeking broadening to include horticulturists. | Mayor Dobie to advise Paul Currie with points for letter. | ASAP | |
| <i>Restoring FAGs to 1% of tax revenue</i> COM letter to all relevant Federal MPs | Mayor Antonio, with signatures from all Mayors | ASAP | |
| <i>Regional waste management collaboration</i> Coordinate exploration and development | Paul Currie / Trudi Bartlett | ASAP | |
| ACTIONS FROM 28.10.18 | | | |
| Post-meeting communications: send electronic copies of the LGAQ, RAI and Integrity Commissioner presentations out with the Draft Minutes. | Paul Currie | Mid- November | COMPLETE |
| Write to Minister Hinchliffe with arguments to support scaling the impacts of Belcarra differently for big and small councils. | All Mayors, as desired. | ASAP | On-going |
| Write to Minister Enoch about harmful impacts of the Waste Levy introduction. | All Mayors, as desired. | ASAP | On-going |
| Expect letter from Minister Enoch about compensation for Quilpie SC spending on the access road to Cunnawinya National Park. | Mayor Mackenzie | ASAP | Complete? |
| Consider writing to the PM about targeting of Drought Relief funding, | All Mayors, as desired. | ASAP | On-going |

| | | | |
|---|--|---|--|
| after receipt of copy of Minister Furner's letter to Mr Morrison. | | | |
| Write to Minister Furner on ways to improve drought declaration assessment rules, to assist the Premier in reviewing the Fed / State funding agreement on drought management. | All Mayors, as desired. | ASAP | On-going |
| Go directly to Jack Archer for advice and assistance on Rural Migration. | All Mayors, as desired. | When appropriate. | On-going. Redirect to Liz Riley, following JA departure. |
| Proceed with arranging Stage 1 of the Mayors' Rail Forum. | Paul Currie John Bird | ASAP, in consultation with DTMR and others. | In progress |
| Set DDSWQ-COM meeting dates for 2019, as soon as practicable | Paul Currie | Early 2019 | COMPLETED |
| ACTIONS FROM 08.06.18 | | | |
| <i>Griffith Rural Health / QRME</i> – write to Mayors of relevant councils for nominations of members of the community reference committee. Arrange introduction to S. Burnett. | Paul Currie | End June | COMPLETED 12.07.18. Reps: SDRC – Cr Neil Meiklejohn WDRC – Mayor Paul McVeigh TRC – Cr Joe Ramia SBRC – Mayor Campbell to advise Prof Kitchener |
| <i>Rail Summit</i> – proceed with planning of first stage involving Mayors and key agencies (QR, ARTC, DTMR, RDA, POB) | John Bird Jim Cavaye Paul Currie | ASAP | Stage 1 planned 23.08.18 then deferred on advice. New date TBA |
| <i>Ageing population</i> – assist Mayor Godfrey in discussions with DAF. | John Bird | As needed | On-going |
| <i>Asialink training</i> – arrange suitable date and location – possibly coinciding with Feb/Mar 2019 meeting. | Paul Currie Paul Cranch | ASAP | On-Track: To run alongside first DDSWQ-COM meeting in 2019 |
| Circulate advice on implications of “ <i>In the Public Interest</i> ” in relation to dismissal of councils. | Josh O’Keefe | ASAP | Redundant following Josh’s departure from LGAQ – Nov’18 |
| Seek clarification of prospective LG Act changes re Mayor’s Budget and Mayoral directions to senior staff. | Josh O’Keefe | ASAP | Redundant following Josh’s departure from LGAQ – Nov’18 |
| <i>Migrant resettlement in the West</i> – find ways to encourage families from Toowoomba. | Mayor Antonio | As opportunities present. | On-going (refer Jack Archer presentation 28.10.18) |

| | | | |
|---|--|---|---|
| <i>Migrant options</i> – circulate information on forthcoming conference in Toowoomba. | Ali Davenport | ASAP | COMPLETED 22.6.18 |
| <i>Thinextra IoT offer</i> - arrange presentation to TRC Councillors - contact Paul Currie as conduit to arrange other presentations. | Mayor Antonio Paul Currie All Mayors | ASAP | COMPLETED: Presented 7 August 2018 On-going |
| <i>Road Safety</i> – write to Minister Bailey seeking a more sympathetic hearing of concerns raised by DDSWQ Councils. Email Paul Currie with instances of requests made with no effective response, to help frame letter. | Mayor Antonio All Mayors | ASAP | COMPLETED: Sent 11.07.18 |
| <i>Funding for Local Government</i> – write to Prime Minister on this issue, with CC to Minister McVeigh and the Premier, considering RAPAD submission. | Mayor Antonio Paul Currie | ASAP | COMPLETED: Sent 5.7.18 |
| ACTIONS FROM 16.03.18 | | | |
| <i>Rail Summit</i> – schedule in Toowoomba with all relevant government, utility and industry representatives invited. | Paul Currie, with Mayors and DSDMIP. | ASAP, within participant time constraints | IN PROGRESS as above |
| <i>Water Supply and Quality</i> – arrange second Forum in second half of 2018. Advocate for access to treated Brisbane water, Clarence River diversion, and Nathan Dam. | Mayor Antonio Paul Currie | ASAP | ON-GOING. - likely t defer till 2019, after Rail Summit. |
| <i>Participation by Ministers</i> – issue standing invitations to attend DDSWQ-COM Meetings, to relevant State and Federal Ministers. | Mayor Antonio | ASAP | Ministers Hinchliffe, Bailey, Enoch, Furner attending 28 Oct meeting. |
| OUTSTANDING ACTIONS FROM 15.10.17 | | | |
| Advocate for world's best practice to be applied to Inland Rail crossing of flood plains. | Mayors Scheu, Dobie, Antonio | ASAP | IN POGRESS - refer Rail Summit. |
| Write to TEQ and QTIC to advocate for state leadership to resolve the RTO / LTO / affordability impasse. | Mayor Antonio | ASAP | ON HOLD |

| | | | |
|---|----------------|------|--|
| Advocate with the Commonwealth for the Tenterfield proposal for water supply into Southern Downs, including hydro power capability. | Mayors jointly | ASAP | ON-GOING – to be followed up via Water Forum. |
| OUTSTANDING ACTIONS FROM 23.6.17 | | | |
| Arrange meeting with Minister for Regional Development to call for overhaul of Federal funding of Local Government. | Mayor Antonio | ASAP | Letter sent 17.07.17 to Senator Nash. ON-GOING with delays owing to (multiple) Ministerial changes. |



MINUTES 15 February 2019 - Inverell

| | | | |
|-------------------|---|---|----------------------------|
| Venue: | Council Chamber 144 Otho Street, Inverell | Date: | Friday 15 February 2019 |
| Chair: | Mayor Peter Petty - Tenterfield | Time: | 10.00 am |
| Attendees: | Cr Peter Petty, Cr Brian Murray, Noelene Hyde | Tenterfield Shire Council | |
| | Cr Kate Dight | Inverell Shire Council | |
| | Cr Stephen Ritchie, Cr George Chiu, Karolyn Andrews, Angus Witherby | Moree Plains Shire | |
| | Cr Joan White | Goondiwindi Regional Council | |
| | Cr Richard Marsh, Matthew Magin | Balonne Shire Council | |
| | Cr John Coulton, Cr Frances Young, Max Eastcott | Gwydir Shire Council | |
| | Cr Neil Meiklejohn | Southern Downs Regional Council – (teleconference) | |
| | Russell Stewart | RDANI | |
| | Andy Norton (Vendorpanel) | Guest Speaker | |
| File Ref: | NAM201968 | | |

| | | |
|-----------|---|---------------------------------|
| 1. | Meeting Open: 10.05 am | |
| 2. | Apologies: | |
| | Cr Paul Harmon, Paul Henry | Inverell Shire Council |
| | Terry Dodds | Tenterfield Shire Council |
| | Cr Ian Woodcock | |
| | Hon Adam Marshall MP | Member for Northern Tablelands |
| | Susan Sims | ARTC |
| | James McTavish | Border Commissioner |
| | Linda Keeshan | QLD Cross Border Representative |
| | Trudi Bartlett | RDA Darling Downs & South West |
| | Todd Newton (Bindaree) | Guest Speaker |
| | Moved that the Apologies be accepted: Gwydir | |
| | Seconded: Moree | CARRIED |
| | Welcome: | |
| | Cr Kate Dight welcomed all to the meeting at the Inverell Shire Council Chamber | |

| | | | | | | | | | | | | | | | | | | | |
|--|--|---------------------------------------|--------------------|--------------------------------------|-------------|-------------------------------|-------------------|---|-------------|--|--------------------|---------------------------------|---------------|--|-------------|---------------------|----------|----------------------------|--------------------|
| 3. | Minutes of Meeting: 9 November 2018 (Tenterfield) | | | | | | | | | | | | | | | | | | |
| 3.1 | Matters Arising from the Minutes | | | | | | | | | | | | | | | | | | |
| 3.1.1 | Waste to Energy Proposal – Mayor Petty thanked the members of BROC for their support on behalf of Tenterfield Shire Council. | | | | | | | | | | | | | | | | | | |
| 3.1.2 | BROC Transport Plan – Cr Coulton advised \$10,000 set aside but not a lot more can be done until after the election. | | | | | | | | | | | | | | | | | | |
| 3.1.3 | Bruxner Way Joint Committee – Mayor Petty advised letters of support have been received from State and Federal Members. | | | | | | | | | | | | | | | | | | |
| | Moved that the Minutes be accepted: Goondiwindi Seconded: Moree CARRIED | | | | | | | | | | | | | | | | | | |
| 4. | Correspondence | | | | | | | | | | | | | | | | | | |
| 4.1 | Inwards: <ul style="list-style-type: none"> Bank Statements Warwick Credit Union & National Australia Bank Linda Keeshan (Dept Premier & Cabinet QLD) re TAFE item Derek Baker – request for funding for work on roads Five Issues Forum Flyer – Regional Development Australia | | | | | | | | | | | | | | | | | | |
| 4.2 | Outwards: <ul style="list-style-type: none"> Confirmation regarding reinvestments – Warwick Credit Union & National Australia Bank | | | | | | | | | | | | | | | | | | |
| 4.3 | Matters arising from Correspondence: <ul style="list-style-type: none"> Quarantine the funding for the BROC Transport Plan – NAB Term Deposit | | | | | | | | | | | | | | | | | | |
| | Moved that correspondence be accepted: Balonne Seconded: Goondiwindi CARRIED | | | | | | | | | | | | | | | | | | |
| 5. | Financial Report as at 8 February 2019 | | | | | | | | | | | | | | | | | | |
| 5.1 | Transactions since last meeting: <u>National Australia Bank – 69-022-2187</u> <ul style="list-style-type: none"> Signatories changed to Peter Petty, Terry Dodds, Noelene Hyde <table border="1"> <tr> <td>Opening Balance as at 12 October 2018</td><td>\$15,109.04</td></tr> <tr> <td>Lodge Term Deposit – 2 November 2018</td><td>\$10,000.00</td></tr> <tr> <td>Balance as at 2 November 2018</td><td>\$5,109.04</td></tr> </table> <u>National Australia Bank – Term Deposit 42-388-8697</u> <table border="1"> <tr> <td>Lodged 27 Sept to 27 Dec 2018 (3 month)</td><td>\$10,000.00</td></tr> <tr> <td>Re-invested 27 December 2018 for 12 months @ 2.75%</td><td>\$10,052.36</td></tr> </table> <u>Warwick Credit Union – 400379187</u> <ul style="list-style-type: none"> Signatories changed to Peter Petty, Terry Dodds, Noelene Hyde <table border="1"> <tr> <td>Closing Balance 31 January 2019</td><td>\$0.18</td></tr> </table> <u>Warwick Credit Union – Fixed Term Deposit 100005924</u> <table border="1"> <tr> <td>Opening Balance as at 31 December 2018</td><td>\$20,586.04</td></tr> <tr> <td>Interest Paid 2.45%</td><td>\$254.25</td></tr> <tr> <td>Reinvested 22 January 2019</td><td>\$20,840.29</td></tr> </table> | Opening Balance as at 12 October 2018 | \$15,109.04 | Lodge Term Deposit – 2 November 2018 | \$10,000.00 | Balance as at 2 November 2018 | \$5,109.04 | Lodged 27 Sept to 27 Dec 2018 (3 month) | \$10,000.00 | Re-invested 27 December 2018 for 12 months @ 2.75% | \$10,052.36 | Closing Balance 31 January 2019 | \$0.18 | Opening Balance as at 31 December 2018 | \$20,586.04 | Interest Paid 2.45% | \$254.25 | Reinvested 22 January 2019 | \$20,840.29 |
| Opening Balance as at 12 October 2018 | \$15,109.04 | | | | | | | | | | | | | | | | | | |
| Lodge Term Deposit – 2 November 2018 | \$10,000.00 | | | | | | | | | | | | | | | | | | |
| Balance as at 2 November 2018 | \$5,109.04 | | | | | | | | | | | | | | | | | | |
| Lodged 27 Sept to 27 Dec 2018 (3 month) | \$10,000.00 | | | | | | | | | | | | | | | | | | |
| Re-invested 27 December 2018 for 12 months @ 2.75% | \$10,052.36 | | | | | | | | | | | | | | | | | | |
| Closing Balance 31 January 2019 | \$0.18 | | | | | | | | | | | | | | | | | | |
| Opening Balance as at 31 December 2018 | \$20,586.04 | | | | | | | | | | | | | | | | | | |
| Interest Paid 2.45% | \$254.25 | | | | | | | | | | | | | | | | | | |
| Reinvested 22 January 2019 | \$20,840.29 | | | | | | | | | | | | | | | | | | |
| | Moved that the Financial Report be accepted: Inverell Seconded: Gwydir CARRIED | | | | | | | | | | | | | | | | | | |

| | | |
|-----------|---|--|
| 6. | Guest Speakers | |
| 6.1 | Apology from The Hon Adam Marshall MP due to the ongoing fire emergency. Minister Marshall was to speak regarding the direction/policies of the National Party relative to the upcoming election. | |
| 6.2 | <p>Mr Todd Newton – Bindaree Beef was an apology, however the information was presented by Cr Kate Dight with a number of points being made:</p> <ul style="list-style-type: none"> • The meat processing sector is a critical part of the agricultural supply chain; • 3rd largest manufacturing export industry in Australia; • The NSW meat processing industry is predominantly regional and rural based and often, the largest employer in the region. Bindaree Beef is one such employer (800 team members and a wages bill exceeding \$52,000,000); • Sourcing labour and the related costs is generally more difficult compared to metropolitan areas. Without sufficient levels of employment, the facility is unable to run at, or close to capacity; • Payroll Tax has been identified as the key barrier to the hiring of more workers and the creation of greater efficiencies in processing businesses. <p>Discussion centred on the huge impact of the drought and resultant destocking which will have a flow on effect for many years to come.</p> <p>ACTION: Inverell is the only Shire which shows manufacturing as a growth industry. Russell Stewart to confirm if this is due to meat processing.</p> <p>ACTION: Re-reinvite Mr Newton (Bindaree Beef) to a future BROCC meeting.</p> | |
| | <p>Moved that BROCC write to both appropriate State Ministers (cc to Federal Government) regarding excessive regulatory controls and concerns with operating costs, payroll tax, etc :Gwydir</p> <p>Seconded: Goondiwindi</p> <p style="text-align: right;">CARRIED</p> | |
| 6.3 | <p>RDANI Mr Russell Stewart – raised the issue of International students and how to get them into regional areas. There needs to be a determination on the word “regional” and promote the bush.</p> <p>242 skilled migrant workers have come to this region – 340 in 17/18.</p> <p>ACTION: Russell to provide:</p> <ul style="list-style-type: none"> • Figures for the various Shires. • Copy of his correspondence. | |
| 6.4 | Cr Joan White (Goondiwindi) raised the issue of the personal and mental health issues the ongoing drought conditions are creating in the rural communities, suggesting that Councils look at every opportunity to get people together and get the conversation going. | |
| 6.5 | Mr Andy Norton – Presented regarding VendorPanel – a single source platform to simplify procurement, minimise risk, maximise value and drive local economic development. | |

| | |
|-----------|---|
| | <p>Individual Council Benefits Using VendorPanel</p> <ul style="list-style-type: none"> • Transparency, Governance and Probity covered • One click governance report PDF summary • Removes the 4 major challenges to effective sourcing • The complete journey from sourcing suppliers to contract management <p>Regional Collaboration Using One Sourcing Platform</p> <ul style="list-style-type: none"> • Shared Panels and Agreements (driving efficiency) • Local economic development (easy for suppliers, all in one place) • Practical tool to drive positive local and regional outcomes • Supports transparency, governance and probity • Reporting, analytics and compliance across the Region <p>ACTION: Andy to provide links and presentation for distribution.</p> |
| 7. | Items Listed |
| 7.1 | <p>Regional Developments to Capitalise on Inland Rail Report from Moree Shire Council presented by Mr Angus Witherby , Director Planning & Community Development</p> <p>Summary: Various regional initiatives are underway to take advantage of the Inland Rail Project. Each existing town along the route or with access to the route has an opportunity to benefit from Inland Rail. In practice, while there will be some overlap between the functions provided at each town there will also be differences, based on local comparative advantage. Regional support for individual initiatives throughout the region is of benefit in terms of securing funding and also in demonstrating that a regional perspective is being taken by key bodies such as BROCC. A regional perspective in terms of planned and potential economic development would significantly improve the benefits of the proposed update of the BROCC Transport Study.</p> |
| | <p>Moved that BROCC:</p> <ol style="list-style-type: none"> 1. Ensure that the planned update of the BROCC Transport Study take into account proposed economic developments throughout the BROCC region including, in particular, transport opportunities for East – West route enhancement to improve access to Inland Rail; 2. Endorse the Moree Intermodal Masterplan as key infrastructure elements to support the Inland Rail project, including benefits to the New England region (including the Upper New England High Country sub- region) as well as to the NSW Upper North West Region; 3. Note and endorse complementary initiatives such as the proposed developments in Inverell Shire, Gwydir Shire, Narrabri Shire and Southern Downs Regional Council as set out in the relevant Regional Economic Development Strategy which strengthen the overall “offer” of the North-West NSW region and adjoining areas in Queensland; and 4. Support and encourage the development of complementary activities in the Goondiwindi, Tenterfield and Walgett areas. <p>Moree Seconded: Tenterfield</p> <p style="text-align: right;">CARRIED</p> |

| | |
|------------|---|
| 7.2 | Bruxner Way – Inverell Shire Council Report from Inverell Shire Council to be presented by Cr Kate Dight. ACTION: Leave to discuss in the Bruxner Way Joint Committee meeting. |
| 8. | General Business |
| 8.1 | Cr George Chiu – Moree Plains Shire Council Plan for Moree International Airport - tabled for information only. |
| 8.2 | Cr Richard Marsh - Balonne Shire Council Waste to Energy – Darling Downs Southwest Queensland Region Council of Mayors meet 3 times per year. Mayor Paul Antonio (Toowoomba Regional Council) may be able to assist with building some capacity. |
| 8.3 | Cr Richard Marsh - Balonne Shire Council Murray Darling Basin Plan. The Royal Commission requests a review of the Murray Darling Basin Plan – let the Plan work and prove if it assists the environment and communities as the lack of rain has not allowed the Plan to take its course. Support should be provided to the Minister and Councils who still support the Plan. |
| | Moved that BROOC support no amendment to the Murray Darling Basin Plan and endorse that the Plan should be given the opportunity to prove itself over a period of time. Balonne Seconded: Inverell CARRIED |
| 8.4 | Cr John Coulton – Gwydir Shire Council Referred to the NSW Water 20 Year Plan and advised that the proposed dam on the Gwydir River (Gravesend site) is to be built at a cost of \$600m and proposed to hold 600mgl. |
| 8.5 | Cr Stephen Ritchie – Moree Plains Shire Council Advocated that there be a separate Cross Border Commissioner for each border as the current incumbent is overburdened. |
| 9. | Next Meeting Southern Downs Regional Council @ 10.00 am Friday, 10 May 2019 |
| 10. | Meeting Closed – 1.12 pm. |

| ACTION ITEM LOG | | | |
|------------------------|---|---------------|----------------|
| Officer | Item | Listed | Outcome |
| Exec | Commission further research on rural roads | 04/05/18 | |
| RDANI | Provide figures for Inverell – Manufacturing as a growth industry (meat processing) | 15/02/19 | |
| Exec | Reinvite Mr Newton (Bindaree Beef) to a future meeting | 15/02/19 | |
| Exec | Meat Processing – letter to State Ministers, payroll etc | 15/02/19 | |
| RDANI | Skilled Migrant Workers – figures for each Shire | 15/02/19 | |

| ACTION ITEM LOG | | | |
|-----------------|--|----------|---------|
| Officer | Item | Listed | Outcome |
| | and copy of correspondence | | |
| Exec | VendorPanel links and presentation - distribute | 15/02/19 | |
| Exec | Murray Darling Basin Plan – endorse no amendment | 15/02/19 | |
| | | | |